

GLENDALOUGH STATE PARK

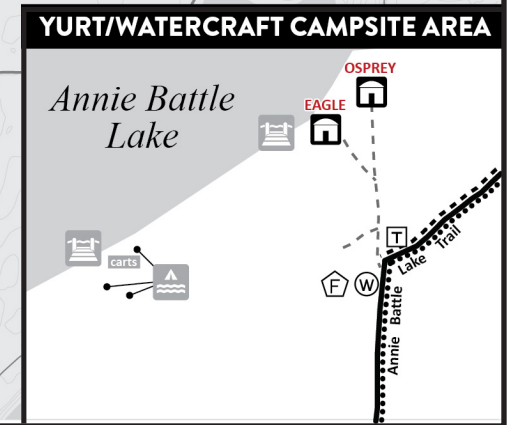
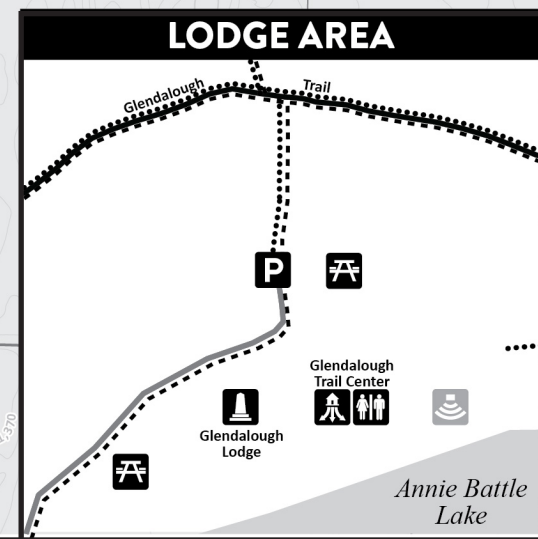
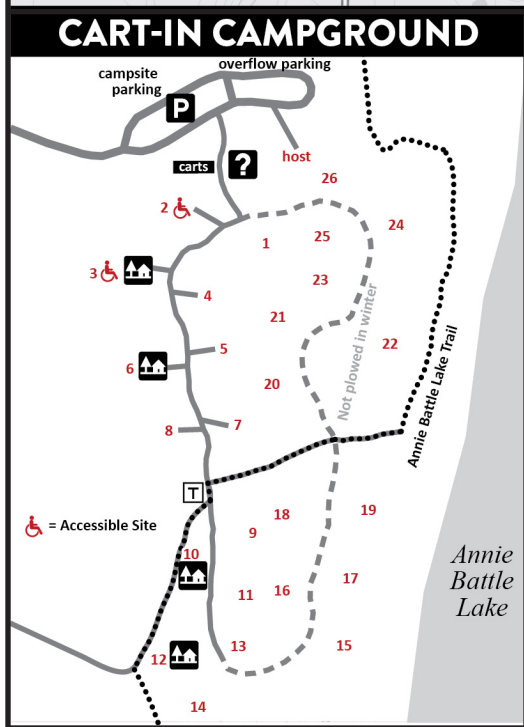
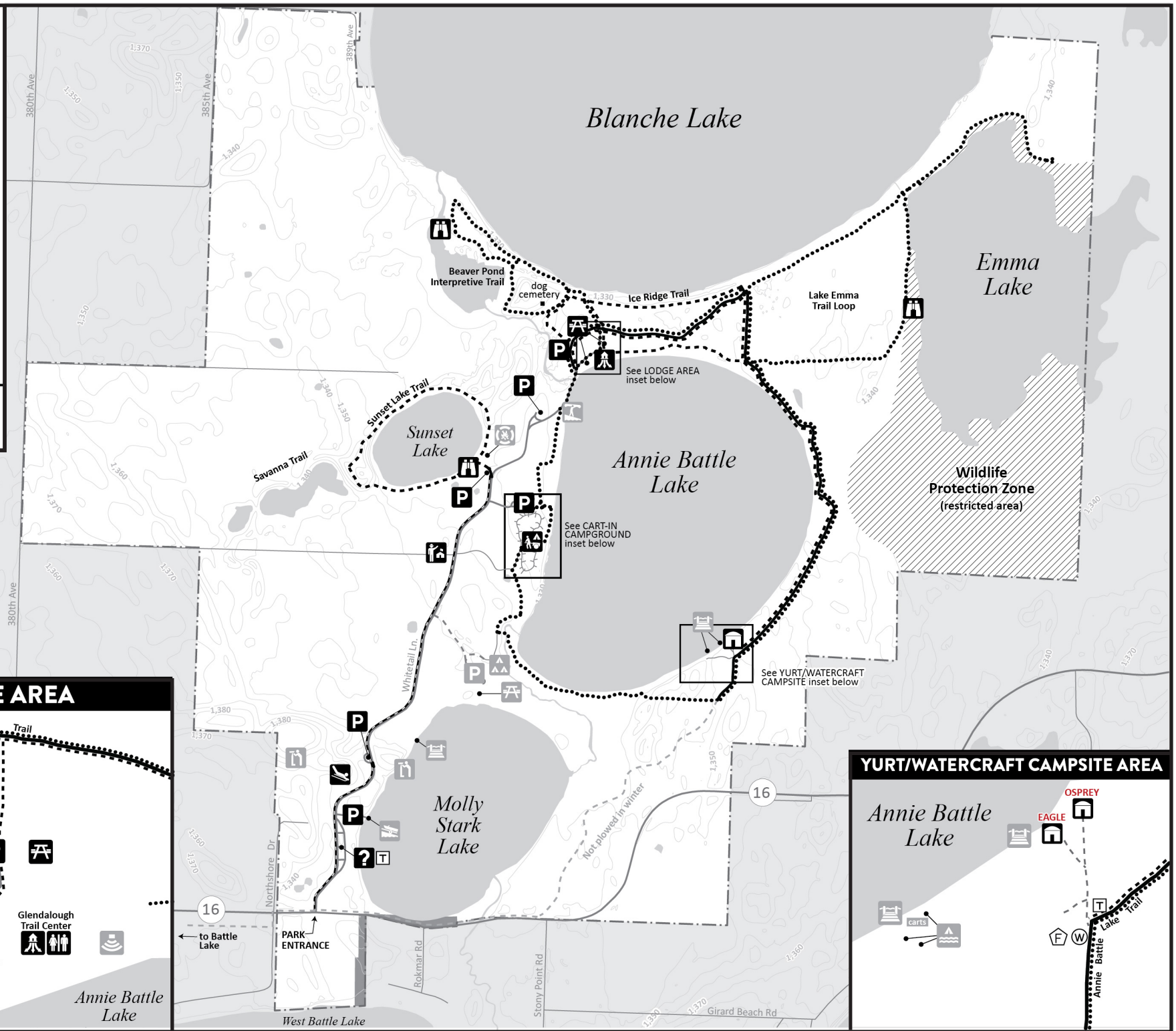
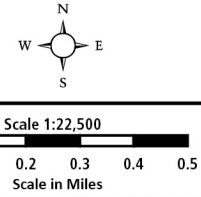
WINTER TRAILS

- Paved
- Shared Paved Road
- Cross Country Ski
- Hiking/Snowshoeing

FACILITIES

NOTE: Grayed out symbols not open in winter

- | | | | |
|--|---------------|--|----------------------|
| | Park Office | | Amphitheatre |
| | Trail Center | | Council Ring |
| | Parking | | Wildlife Observation |
| | Information | | Overlook |
| | Historic Site | | Cart-in Campground |
| | Picnic Area | | Camper Cabin |
| | | | Group Camp |
| | | | Watercraft Campsite |
| | | | Yurt |
| | | | Trailer Access |
| | | | Carry-in Access |
| | | | Swimming Beach |
| | | | Fishing Pier |
| | | | Dock |
| | | | Canoe Rental |
| | | | Fish Cleaning Area |
| | | | Restroom |
| | | | Restroom/Shower |
| | | | Primitive Toilet |
| | | | Drinking Water |
| | | | Firewood |
| | | | Dumpster |
| | | | Sledding Hill |



MAP AND GUIDE: GLENDALOUGH STATE PARK-WINTER

24869 WHITETAIL LANE
BATTLE LAKE, MN 56515
OTTER TAIL COUNTY
218-261-6900



VISITOR TIPS

- Snowshoes and skis available for rent. Call ahead for facility hours and availability of rental equipment.
- Many areas are not plowed in winter. For winter camping, call the park for details.
- Annie Battle Lake is a designated Heritage Fishery – no motorized vehicles, power augers or electronics, special limits apply.
- Ski passes are required for skiers 16 and older.
- In an emergency call 911.
- Non-emergency sheriff's number: 218-998-8555



ONLY HAVE AN HOUR?

- Ski the Lake Emma Trail or snowshoe around Sunset Lake. Skis and snowshoes can be rented at the park office.
- Watch for deer along the park road and view the displays on park history at the Glendalough Lodge.
- Take an exhilarating ride down the park's sledding hill. Check out a sled at the park office if you need one.
- Drop a line in Molly Stark Lake, your best bet for winter ice fishing.



ABOUT THE PARK

For over sixty years, the Glendalough property was owned by the Minneapolis Tribune as a private retreat and game farm. This resulted in the preservation of hundreds of acres of land and miles of undeveloped shoreline on five lakes. During its heyday, the Glendalough Lodge on pristine Annie Battle Lake hosted executives, politicians, and dignitaries, including two future U.S. presidents. Glendalough, meaning “the glen between two lakes,” was named by Tribune owner F.E. Murphy and his wife who were of Irish descent. Glendalough became a state park in 1991.



Explore the park's diverse landscapes.

TRAIL HIGHLIGHTS

Beaver Pond Interpretive Trail Cross-country ski level: Easy Glendalough's most popular trail follows a crystal clear stream through forest and meadow and returns along Blanche Lake. Watch for otters and waterfowl along the creek.	1.4-mile loop
Lake Emma Trail Cross-country ski level: Intermediate This wooded, remote trail features an observation platform overlooking Lake Emma. Extend your ski along the north side of the lake, an area often inaccessible during other seasons.	2-mile loop
Sunset Lake Trail Snowshoe: Hilly Entirely circling Sunset Lake, this trail passes through the former game farm and offers spectacular vistas of the winter landscape. Watch for an extra spur on the north side to take you to an overlook where you might see otters and waterfowl on the slough.	1-mile loop
Annie Battle Lake Trail Cross-country ski level: Easy / Hike or snowshoe to yurts (2 miles): Level The wider portion of this trail is groomed for multiple uses. Non-skiers and pets need to keep off the ski track and not go beyond the yurts. Skiers can access the trail from their yurt or camper cabin and circle the lake. Watch for owls and bald eagles.	3.3 mile loop

MORE TO EXPLORE AT THE PARK

- Winter is a great time to explore! Take your snowshoes and make your own trail through the woods, build your own snow shelter on a campsite, or clear off some ice for skating while you drop a fishing line.
- Battle Lake, just three miles away, boasts intriguing shops, enticing restaurants, and even a fascinating Civil War museum when the weather gets too cold for outdoor activities.

SO EVERYONE CAN ENJOY THE PARK...

A FULL SET OF STATE PARK RULES AND REGULATIONS IS AVAILABLE AT MNDNR.GOV.



PARK OPEN

8 a.m.–10 p.m. daily.



VEHICLE PERMITS

Permits required; purchase at park office or entrance kiosk.



PETS WELCOME

Keep on leash; pick up after; attend at all times; not allowed in buildings.



CAMPGROUND QUIET HOURS

10 p.m.–8 a.m.; only registered campers may be in campground during quiet hours.



FIREWOOD

Must be purchased at this park or from vendors who sell wood approved for this park; no gathering firewood in the park.

BE OUR GUEST

- Reserve a cabin, yurt or campsite and stay awhile (mndnr.gov/reservations).
- Reserve the historic lodge for a day of winter activities and warm up with family or friends by the cozy fireplace.

? MORE INFORMATION

Minnesota Department of Natural Resources
Information Center
500 Lafayette Rd., St. Paul, MN 55155-4040
888-646-6367 or mndnr.gov/parks

The Minnesota Department of Natural Resources is an Equal Opportunity Employer.

This information may be available in alternative format upon request.