









# BANNING STATE PARK

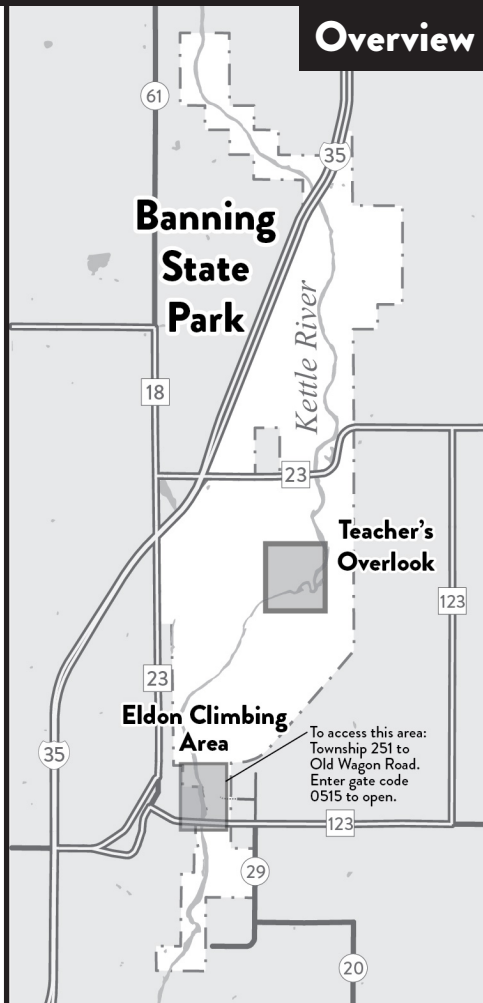
## Climbing Areas

### Legend

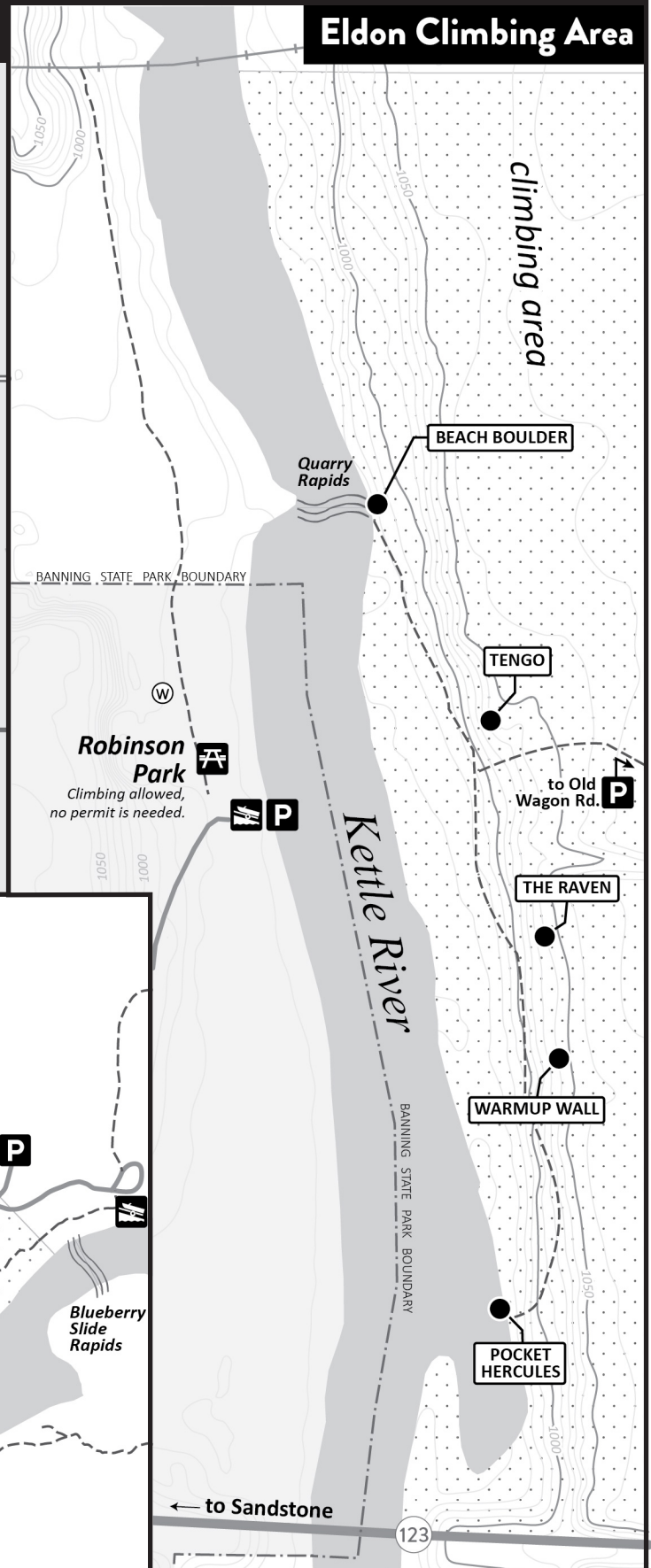
-  Hiking Trail
-  Picnic Area
-  Historic Site
-  Parking
-  Overlook
-  Trailer Access
-  Drinking Water
-  Climbing Areas
-  Named Climbing Spots\*

\*Please refer to guidebooks for more details

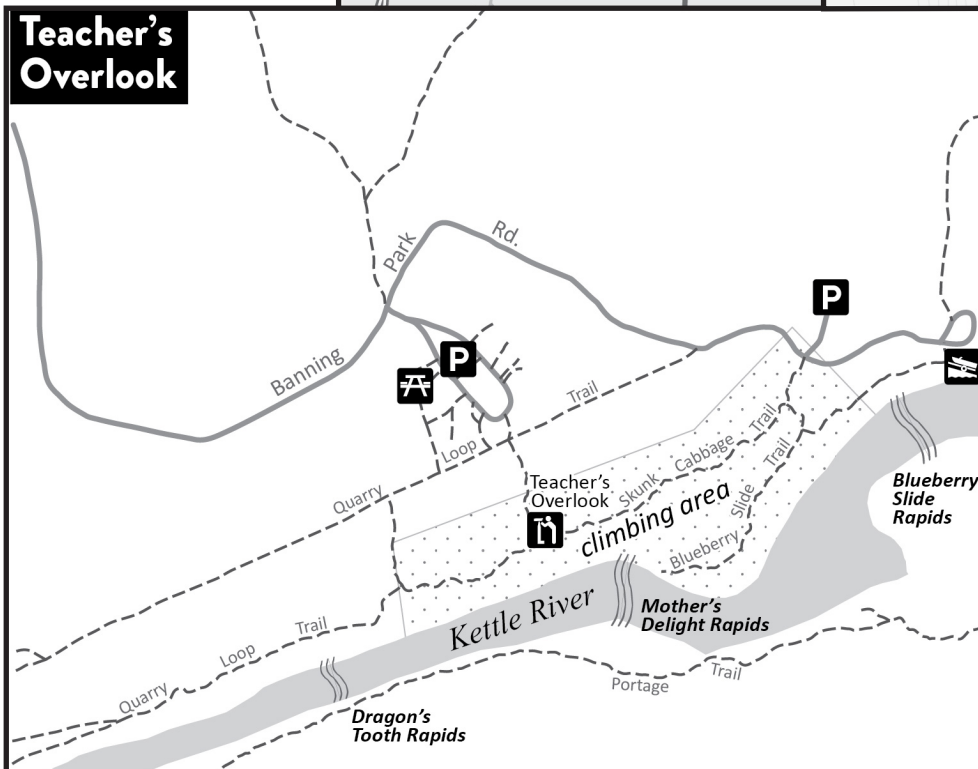
### Overview



### Eldon Climbing Area



### Teacher's Overlook



# BANNING STATE PARK

# Climbing Information

[mndnr.gov/banning](http://mndnr.gov/banning)

## Warning and Liability Disclaimer

Rock climbing is a dangerous activity. Please seek competent instruction and develop good skills before climbing on your own. The State of Minnesota does not certify climbers, instructors or guides, or otherwise determine their qualifications. It does not rate climbing locations, routes or conditions, or determine their safety.

The State of Minnesota is not liable if a climber is hurt or killed while climbing in Minnesota State Parks. If individuals choose to climb, they do so at their own risk. Climb in designated areas only. Check park kiosks or online for current closures.

## Climbing Permits Are Free and Last for One Year

Climbing areas are restricted by Minnesota State Park Rules (6100.1355 (8) Rock Climbing), and climbing is allowed by permit only. Permits are free and are good for one calendar year. Individuals may obtain a permit at the park office or climbers parking lot self-registration station. You need a permit from each park where you climb.

Organized groups need a commercial climbing permit to climb in Minnesota State Parks. Organized groups include, but are not limited to: schools, camps and businesses that provide instruction or guiding to climbers. Permits for groups require insurance certification and at least one week's notice to authorize the permit. Contact the park office to obtain application materials.

## Safety: Please Heed Postings

Routes with closed signs are closed for a reason, usually due to unsafe conditions or sensitive natural resources. Respect the postings and give the area a wide berth. Please report any potential safety hazard to park staff. Rocky crags and cracks are prime habitat for insects, bats and snakes. While some may sting or bite if grabbed by mistake, they are a vital resource and should be left alone. There are no venomous snakes in this park.

## Ethics Promote Safety and Advancement of the Sport

Rock climbing puts climbers in direct contact with other park visitors. For your safety and the advancement of the sport, practice good climbing ethics, including the following examples:

**Keep climbs available** - Do not leave climbing equipment unattended to reserve a climb. Park policy allows park rangers to move unattended equipment. During periods of high use, please free up climbs and share them with other climbers.

**Climbing Anchors** - Minnesota State Parks strongly endorse a "clean climbing" philosophy. In all but very limited, pre-approved instances, placement of hardware will be limited to that which can be temporarily placed using the climber's fingers. All such protection must be placed and removed without altering the rock.

**Chalk** - If you must use chalk, use a neutral color. Brush holds clean before leaving an area.

**Pets** - Pets are welcome in Minnesota's state parks, as long as they are kept on a leash six feet or shorter and are personally attended at all times. Please do not tie pets up along pathways and leave unattended while you climb.

**Plants** - Do not remove vegetation from climbs.

**Trash and Graffiti** - Keep the park clean and pack out trash. Inform park staff of any graffiti in the climbing area so that it can be removed.

**Trails** - Use established trails when accessing climbs to keep you safe and to prevent erosion.