









### Map Key

-  ATV/OHM
-  ATV/OHM (class 1 ATVs only)
-  Parking
-  Shelter
-  Campground
-  Gate

  
**NORTH**

Scale 1:50,000



Scale in Miles