



May 1, 2015

MINNESOTA

2014 Public Stumpage Price Review and Price Indices

Download from Minnesota DNR – Forestry at URL:

<http://www.dnr.state.mn.us/forestry/timbersales/stumpage.html>

Highlights

In 2014, stumpage sold by public agencies totaled 1.84 million cord equivalents with a bid value of \$48.3 million as compared to 2013 with 1.68 million cords sold with a bid value of \$37.7 million, a year-over-year volume increase of 163,200 cords or 9.7 percent and a year-over-year value increase of \$10.6 million or 28.1 percent.

Average public stumpage prices received for all-species cord products increased to \$24.77 per cord in 2014 from \$21.04 per cord in 2013, an increase of \$3.73 per cord or 17.7 percent.

In 2014, the average public agency aspen cord products stumpage price received was \$30.80 per cord compared to \$24.99 per cord in 2013, an increase of \$5.81 per cord or 23.2 percent (Figure 1).

The average red pine cord products stumpage price was \$39.42 per cord in 2014 as compared to \$31.93 per cord in 2013, a year-over-year increase of \$7.49 per cord or 23.5 percent (Figure 2).

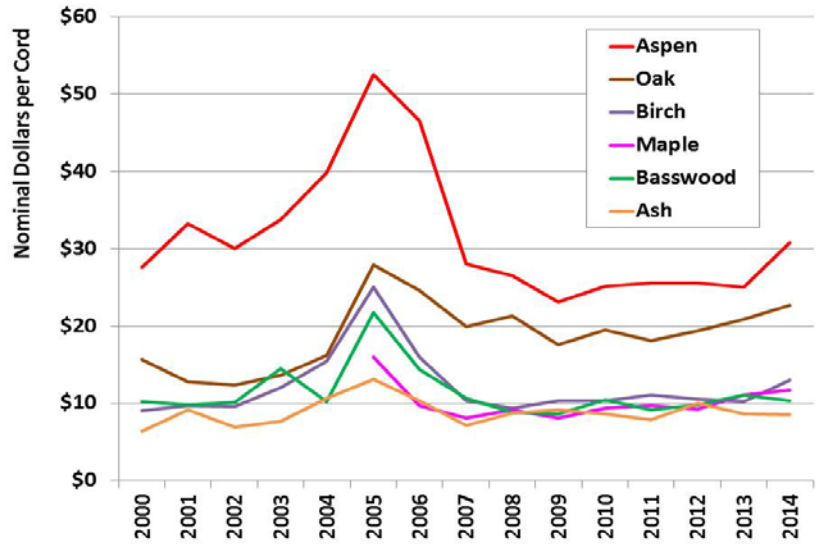


Figure 1: Hardwood cord products prices, nominal dollars per cord.

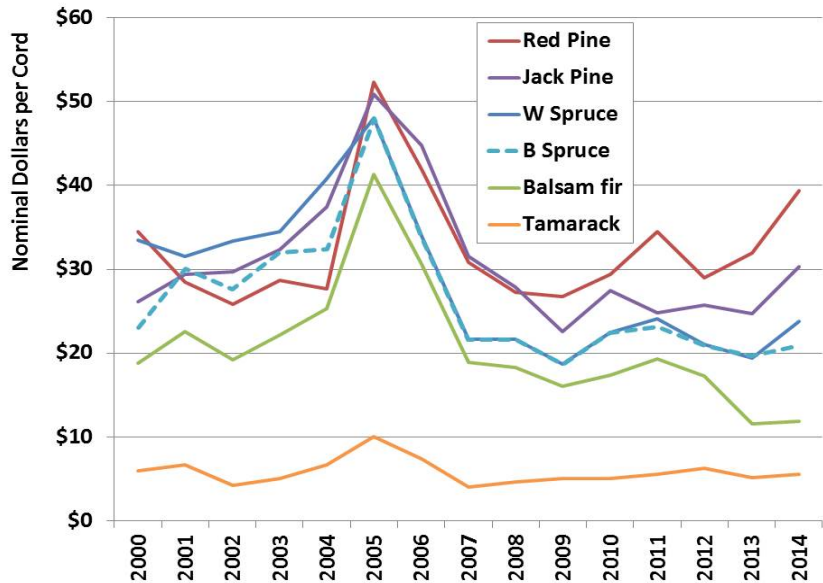


Figure 2: Softwood cord products prices, nominal dollars per cord.

Highlights - continued

In 2014, a total 24.8 MMbf of sawtimber was sold by public agencies as compared to 23.0 MMbf sold in 2013, a year-over-year volume increase of 8 percent.

The all-species average public agency sawtimber stumpage price was \$156.53 per Mbf in 2014 as compared to \$130.39 per Mbf in 2013, a year-over-year price increase of \$26.14 per Mbf or 20.0 percent (Figure 3).

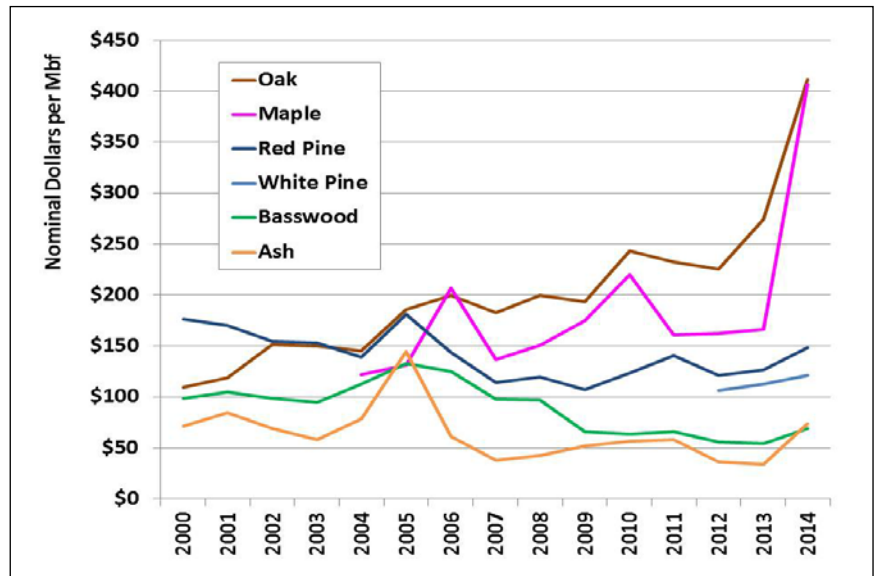


Figure 3: Sawtimber stumpage prices, nominal dollars per Mbf.

Chained Dollar Stumpage Price Indices

Using the Implicit Price Deflator for Gross Domestic Product (GDP) as baseline inflation (base year 2000=100), the all-agencies all-species Pulpwood Composite Price Index decreased 4.4 percent year-over-year from 100.2 in 2012 to 95.8 in 2013. The Pulp & Bolts Composite Price Index increased 11.1 percent year-over-year from 93.6 in 2012 to 104.0 in 2013. The Mbf Composite Price Index increased 7.2 percent year-over-year from 113.6 in 2012 to 121.9 in 2013 (Figure 4).

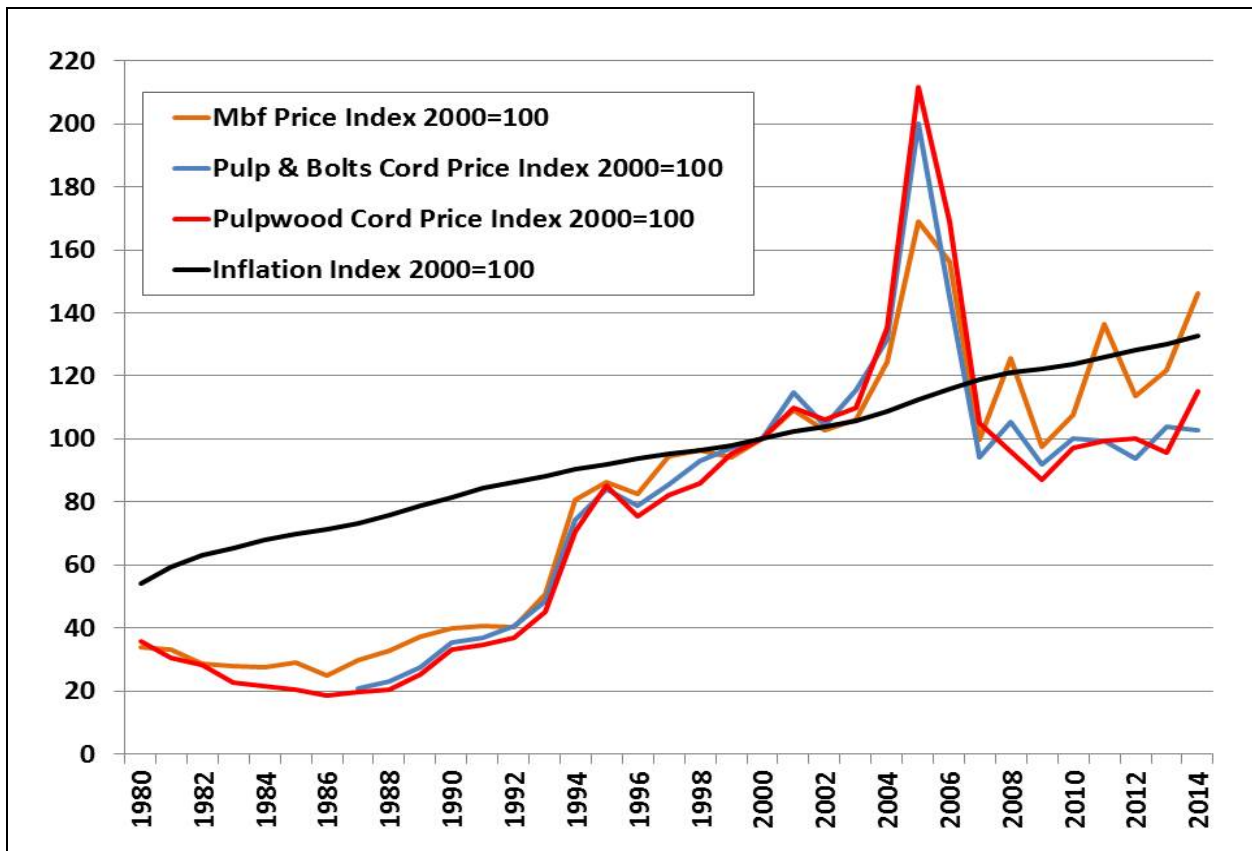


Figure 4: Inflation and Public Stumpage Price Indices, 1980 – 2013.

Price Trends

The 10-year price tables 1-2 with year-over-year changes are new products for 2014. These tables are the numerical basis for summary figures 1-4 and provide additional species detail.

Table 1: Statewide Average Cord Prices Received for Stumpage Sold by Public Land Agencies in Minnesota. (a)

| Cord Products (Nominal \$/Cord) | 2005 | 2006 | 2007 | 2008 | 2009 | 2010 | 2011 | 2012 | 2013 | 2014 | 14/13 Δ\$ y/y | 14/13 Δ% y/y |
|------------------------------------|---------|---------|---------|---------|---------|---------|---------|---------|---------|---------|------------------|-----------------|
| Aspen | \$52.50 | \$46.62 | \$28.00 | \$26.57 | \$23.11 | \$25.16 | \$25.55 | \$25.59 | \$24.99 | \$30.80 | \$5.81 | 23.2% |
| Balm of Gilead | \$47.09 | \$37.17 | \$21.75 | \$21.18 | \$20.83 | \$21.22 | \$20.01 | \$22.77 | \$20.56 | \$24.80 | \$4.24 | 20.6% |
| Birch | \$25.00 | \$15.95 | \$10.33 | \$9.40 | \$10.37 | \$10.37 | \$11.06 | \$10.54 | \$10.18 | \$13.00 | \$2.82 | 27.7% |
| Ash | \$13.10 | \$10.32 | \$7.12 | \$8.76 | \$9.16 | \$8.60 | \$7.92 | \$10.02 | \$8.66 | \$8.51 | (\$0.15) | -1.7% |
| Oak | \$27.94 | \$24.62 | \$19.88 | \$21.27 | \$17.61 | \$19.51 | \$18.14 | \$19.38 | \$20.89 | \$22.68 | \$1.79 | 8.6% |
| Basswood | \$21.70 | \$14.42 | \$10.62 | \$8.83 | \$8.58 | \$10.45 | \$9.15 | \$9.79 | \$11.13 | \$10.30 | (\$0.83) | -7.5% |
| Maple | \$15.96 | \$9.65 | \$8.05 | \$9.15 | \$8.14 | \$9.36 | \$9.71 | \$9.27 | \$11.10 | \$11.72 | \$0.62 | 5.6% |
| Mixed/Other Hdwds | \$23.78 | \$13.83 | \$12.16 | \$10.97 | \$11.78 | \$12.29 | \$11.84 | \$12.23 | \$10.71 | \$13.90 | \$3.19 | 29.8% |
| Balsam fir | \$41.36 | \$30.58 | \$18.93 | \$18.26 | \$16.04 | \$17.38 | \$19.25 | \$17.25 | \$11.54 | \$11.83 | \$0.29 | 2.5% |
| W Spruce | \$48.00 | \$33.95 | \$21.64 | \$21.62 | \$18.64 | \$22.43 | \$24.08 | \$21.01 | \$19.41 | \$23.78 | \$4.37 | 22.5% |
| B Spruce | \$48.00 | \$33.95 | \$21.64 | \$21.62 | \$18.64 | \$22.43 | \$23.14 | \$20.87 | \$19.68 | \$20.84 | \$1.16 | 5.9% |
| Tamarack | \$10.07 | \$7.42 | \$3.97 | \$4.62 | \$5.01 | \$5.03 | \$5.51 | \$6.30 | \$5.17 | \$5.54 | \$0.37 | 7.2% |
| Cedar | \$7.47 | \$11.91 | \$8.47 | \$5.30 | \$5.69 | \$6.19 | \$8.21 | \$5.12 | \$7.86 | \$6.34 | (\$1.52) | -19.3% |
| Jack Pine | \$50.88 | \$44.74 | \$31.54 | \$27.85 | \$22.59 | \$27.42 | \$24.85 | \$25.75 | \$24.67 | \$30.31 | \$5.64 | 22.9% |
| Red Pine (b) | \$52.34 | \$41.97 | \$30.79 | \$27.23 | \$26.71 | \$29.42 | \$34.45 | \$29.02 | \$31.93 | \$39.42 | \$7.49 | 23.5% |
| White Pine | | | | | | | \$31.42 | \$21.74 | \$30.06 | \$23.23 | (\$6.83) | -22.7% |
| Pulp Composite | \$44.45 | \$35.50 | \$22.03 | \$20.13 | \$18.29 | \$20.39 | \$20.90 | \$21.05 | \$20.12 | \$24.16 | \$4.04 | 20.1% |
| Pulp & Bolts Composite | \$51.66 | \$37.40 | \$24.32 | \$27.21 | \$23.68 | \$25.87 | \$25.64 | \$24.14 | \$26.82 | \$26.47 | (\$0.35) | -1.3% |

a) Pulp & Bolts and Pulpwood cord products only.

b) Prices are combined Red & White Pine, 2005-2010.

Table 2: Statewide Average Mbf Prices Received for Stumpage Sold by Public Land Agencies in Minnesota, 10-year history.

| Sawtimber Products (Nominal \$/Mbf) (a) | 2005 | 2006 | 2007 | 2008 | 2009 | 2010 | 2011 | 2012 | 2013 | 2014 | 14/13 Δ\$ y/y | 14/13 Δ% y/y |
|--|-------------|-------------|-------------|-------------|-------------|-------------|-------------|-------------|-------------|-------------|--------------------------|-------------------------|
| Birch | \$128.30 | \$52.06 | \$27.24 | \$32.04 | \$19.82 | \$38.92 | \$42.15 | \$35.70 | \$36.97 | \$47.04 | \$10.07 | 27.2% |
| Ash | \$144.62 | \$61.41 | \$38.21 | \$42.41 | \$51.89 | \$56.27 | \$58.09 | \$36.12 | \$34.06 | \$73.41 | \$39.35 | 115.5% |
| Elm | \$86.52 | \$86.00 | \$85.22 | \$60.08 | \$53.99 | \$45.08 | \$60.43 | \$42.45 | \$41.41 | \$42.19 | \$0.78 | 1.9% |
| Oak | \$185.90 | \$200.00 | \$182.83 | \$200.00 | \$193.61 | \$243.09 | \$232.20 | \$225.36 | \$274.54 | \$411.34 | \$136.80 | 49.8% |
| Basswood | \$133.10 | \$124.73 | \$97.73 | \$97.33 | \$66.24 | \$63.47 | \$66.11 | \$55.87 | \$54.44 | \$68.87 | \$14.43 | 26.5% |
| Maple | \$131.53 | \$206.45 | \$137.00 | \$150.62 | \$175.00 | \$219.83 | \$160.78 | \$162.50 | \$166.65 | \$406.70 | \$240.05 | 144.0% |
| Mixed/Other Hdwds | \$66.62 | \$71.63 | \$52.91 | \$52.86 | \$37.72 | \$29.80 | \$48.31 | \$36.88 | \$28.56 | \$65.40 | \$36.84 | 129.0% |
| Balsam fir | \$121.19 | \$90.00 | \$76.47 | \$72.75 | \$58.34 | | | | \$66.51 | | | |
| W. Spruce | \$124.98 | \$113.02 | \$96.41 | \$81.57 | \$87.05 | \$102.15 | \$64.23 | \$83.12 | \$87.57 | \$61.12 | (\$26.45) | -30.2% |
| Cedar | \$26.38 | \$25.00 | \$16.20 | | | | | | | | | |
| Jack Pine | \$184.79 | \$124.11 | \$115.21 | \$109.95 | \$106.19 | \$105.00 | \$145.76 | \$138.95 | \$112.00 | \$89.56 | (\$22.44) | -20.0% |
| Red Pine (b) | \$181.21 | \$143.45 | \$114.04 | \$119.51 | \$107.40 | \$123.36 | \$140.46 | \$121.15 | \$126.48 | \$148.33 | \$21.85 | 17.3% |
| White Pine | | | | | | | | \$106.66 | \$112.79 | \$121.29 | \$8.50 | 7.5% |
| Mbf Composite | \$180.73 | \$167.09 | \$106.92 | \$134.24 | \$104.49 | \$115.16 | \$145.88 | \$121.59 | \$130.39 | \$156.53 | \$26.14 | 20.0% |

a) Scribner Decimal C.

b) Prices are combined red and white pine, 2005-11.

Value Trends

In 2014, Minnesota public agencies sold \$48.3 million in stumpage compared to \$37.7 million in 2013, an increase of \$10.6 million or 28.1 percent year-over-year (Figure 5, Table 3).

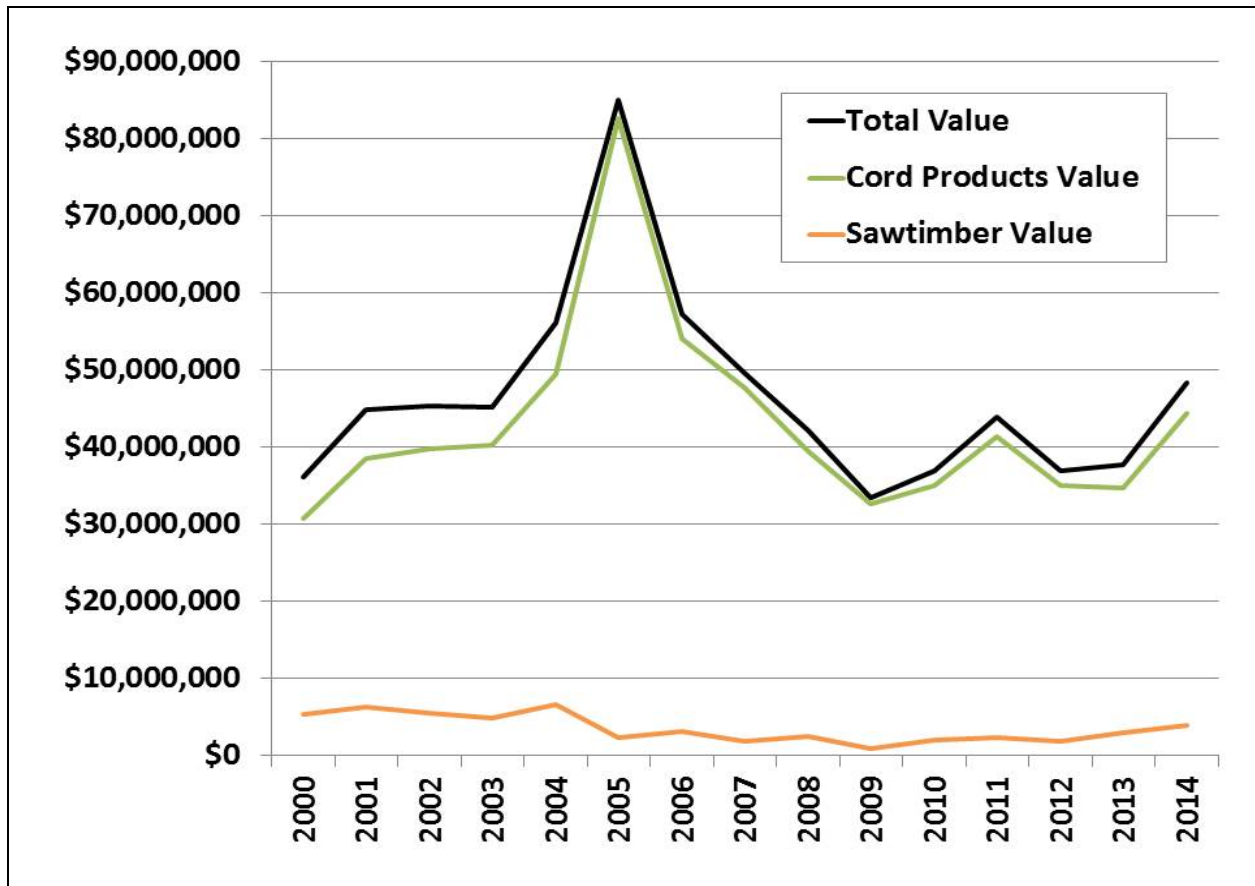


Figure 5: Minnesota public agencies bid value of stumpage sold, 2000-2014.

Table 3: All Minnesota Public Agencies Bid Value of Stumpage Sold, 2000-2014.

| Year | Sawtimber Value | Cord Products Value | Total Value | Δ\$ y/y | Δ% y/y |
|------|-----------------|---------------------|--------------|----------------|--------|
| 2000 | \$5,448,682 | \$30,713,890 | \$36,162,573 | --- | --- |
| 2001 | \$6,376,200 | \$38,534,245 | \$44,910,445 | \$8,747,872 | 24.2% |
| 2002 | \$5,542,413 | \$39,789,080 | \$45,331,494 | \$421,049 | 0.9% |
| 2003 | \$4,936,971 | \$40,227,105 | \$45,164,076 | (\$167,418) | -0.4% |
| 2004 | \$6,690,588 | \$49,500,995 | \$56,191,584 | \$11,027,508 | 24.4% |
| 2005 | \$2,377,426 | \$82,631,761 | \$85,009,187 | \$28,817,603 | 51.3% |
| 2006 | \$3,114,194 | \$54,106,947 | \$57,221,141 | (\$27,788,046) | -32.7% |
| 2007 | \$1,949,798 | \$47,688,386 | \$49,638,184 | (\$7,582,957) | -13.3% |
| 2008 | \$2,581,705 | \$39,556,646 | \$42,138,351 | (\$7,499,832) | -15.1% |
| 2009 | \$868,862 | \$32,672,750 | \$33,541,612 | (\$8,596,740) | -20.4% |
| 2010 | \$2,017,522 | \$34,986,480 | \$37,004,002 | \$3,462,391 | 10.3% |
| 2011 | \$2,394,396 | \$41,490,200 | \$43,884,596 | \$6,880,593 | 18.6% |
| 2012 | \$1,952,204 | \$35,047,126 | \$36,999,330 | (\$6,885,266) | -15.7% |
| 2013 | \$3,002,852 | \$34,731,261 | \$37,734,113 | \$734,783 | 2.0% |
| 2014 | \$3,887,081 | \$44,457,180 | \$48,344,261 | \$10,610,148 | 28.1% |

Volume Trends

In 2014, Minnesota public agencies sold 1,844,771 cord equivalents of sawtimber, pulp & bolts, and pulpwood compared to sales of 1,681,563 cord equivalents in 2013, a 9.7 percent increase year-over-year. In 2014, aspen/balm of Gilead sold volume increased to 927,010 cords from 849,626 cords in 2013, a 77,384-cord or 9.1 percent increase year-over-year. In 2014, pine volume sold decreased to 202,962 cord equivalents from 220,209 cord equivalents in 2013, a 17,246-cord or 7.8 percent decline. In 2014 spruce volume sold decreased to 152,298 cords from 160,644 cords in 2013, an 8,345 or 5.2 percent decline (Figure 6, Table 4).

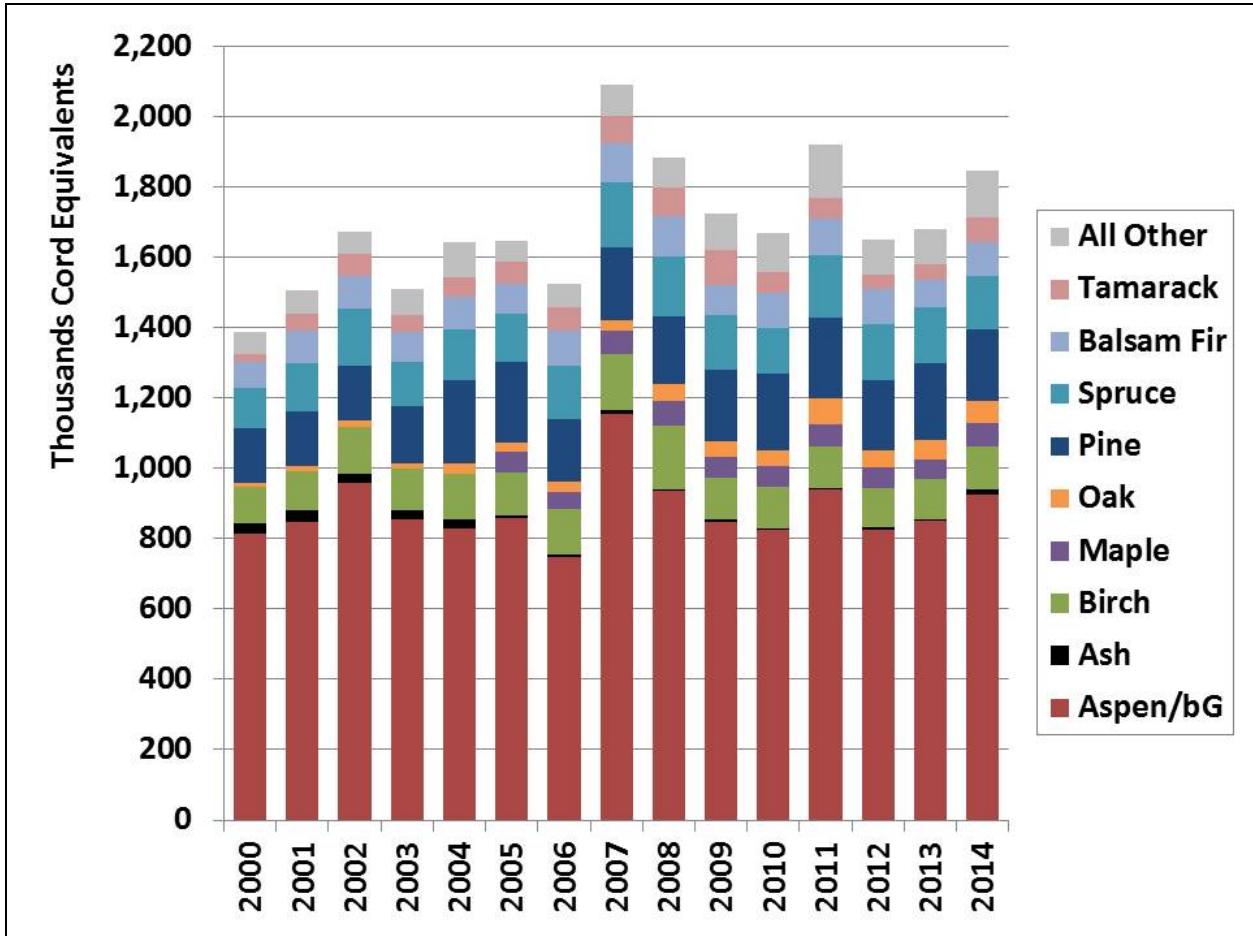


Figure 6: Volume sold by species group, thousands cord equivalents.

Figure 6 Notes:

Products include: sawtimber converted at 2 cords per Mbf, pulp & bolts cords, and pulpwood cords.

Does not include (fuelwood 13,063 cords) or biomass (61,799 green tons).

2007 sold volume includes ~450,000 cords forfeited and resold state volume.

2008 sold volume includes ~300,000 cords forfeited and resold state volume.

Table 4: All Minnesota Public Agencies Volume Sold Cord Equivalents, 2000-2014

| Year | Ash | Aspen/bG | Birch | Maple | Oak | Spruce | Pine | Balsam Fir | Tamarack | All Other | Total | Δ% y/y |
|------|----------|-------------|-----------|----------|----------|-----------|-----------|------------|----------|-----------|-------------|--------|
| 2000 | 27,899.2 | 814,783.9 | 103,031.0 | | 13,776.4 | 114,402.9 | 153,842.1 | 74,730.0 | 20,775.9 | 64,256.3 | 1,387,497.7 | |
| 2001 | 33,406.3 | 848,574.6 | 111,557.6 | | 13,885.3 | 138,038.1 | 153,692.4 | 92,788.0 | 46,581.5 | 66,131.8 | 1,504,655.6 | 8.4% |
| 2002 | 25,698.5 | 958,983.8 | 132,483.9 | | 18,298.2 | 164,597.9 | 154,276.7 | 91,830.8 | 65,224.4 | 61,822.2 | 1,673,216.4 | 11.2% |
| 2003 | 25,910.0 | 853,447.1 | 121,405.1 | | 14,168.5 | 125,711.3 | 163,365.6 | 83,722.8 | 49,246.2 | 72,826.5 | 1,509,803.0 | -9.8% |
| 2004 | 26,352.4 | 829,113.1 | 127,858.5 | | 29,507.8 | 145,013.1 | 238,929.8 | 89,270.6 | 55,552.0 | 101,090.2 | 1,642,687.5 | 8.8% |
| 2005 | 8,173.1 | 859,569.4 | 121,440.4 | 57,180.4 | 28,596.8 | 135,030.6 | 228,974.0 | 87,083.4 | 62,232.8 | 59,938.3 | 1,648,219.1 | 0.3% |
| 2006 | 8,388.7 | 747,407.9 | 129,005.6 | 46,572.3 | 29,978.7 | 150,876.5 | 178,471.0 | 102,101.6 | 63,925.9 | 68,526.1 | 1,525,254.3 | -7.5% |
| 2007 | 10,302.9 | 1,155,112.0 | 159,154.4 | 65,436.8 | 30,832.9 | 184,220.7 | 208,896.3 | 111,690.1 | 77,649.2 | 87,662.6 | 2,090,957.9 | 37.1% |
| 2008 | 2,644.7 | 937,598.1 | 181,954.1 | 69,493.4 | 48,438.9 | 169,772.8 | 193,034.4 | 112,445.4 | 83,207.3 | 84,985.2 | 1,883,574.4 | -9.9% |
| 2009 | 8,621.9 | 848,016.4 | 115,236.0 | 62,319.7 | 43,886.7 | 156,408.0 | 202,220.9 | 85,917.6 | 97,270.4 | 104,719.7 | 1,724,617.3 | -8.4% |
| 2010 | 4,203.8 | 824,134.7 | 119,493.5 | 59,574.7 | 44,530.2 | 130,870.2 | 216,865.5 | 98,516.9 | 60,380.4 | 110,644.5 | 1,669,214.3 | -3.2% |
| 2011 | 2,624.6 | 940,668.7 | 119,532.5 | 63,752.2 | 74,255.8 | 176,260.4 | 227,487.4 | 106,658.0 | 58,117.7 | 151,742.3 | 1,921,099.6 | 15.1% |
| 2012 | 8,052.4 | 826,340.2 | 107,628.5 | 60,741.1 | 48,524.8 | 160,321.9 | 199,580.9 | 97,255.5 | 43,303.2 | 98,306.7 | 1,650,055.2 | -14.1% |
| 2013 | 6,723.5 | 849,625.6 | 114,660.9 | 55,873.8 | 51,911.8 | 160,643.5 | 220,208.5 | 75,940.4 | 45,470.6 | 100,504.7 | 1,681,563.3 | 1.9% |
| 2014 | 11,717.9 | 927,009.9 | 122,492.8 | 67,116.5 | 62,050.2 | 152,298.4 | 202,962.4 | 95,888.8 | 71,716.7 | 131,517.6 | 1,844,771.2 | 9.7% |

a)Products include: sawtimber converted at 2 cords per Mbf, pulp & bolts cords, and pulpwood cords.

The Public Stumpage Price Review is compiled by the Division of Forestry in cooperation with all other public land management agencies in Minnesota. Distribution is 100 percent electronic and is available for download from the MNDNR website.

Contact

Don Deckard, State Forest Economist
MNDNR, Division of Forestry
500 Lafayette Road
Saint Paul, Minnesota 55155-4044.
Email: donald.deckard@state.mn.us
Office: (651) 259-5287

Methods

This report contains average stumpage prices received by all Minnesota public agencies for the following product classifications: sawtimber, pulp & bolts, pulpwood, fuelwood, and biomass. Information presented may be useful for determining the total volume and value of stumpage sold and for comparing relative volumes and values of stumpage sold during the reporting period.

Public agencies have different fiscal years. The reporting period for each agency is included as part of the agencies information. The fiscal year used by the counties is the same as the calendar year. Federal agencies (USFS and BIA) fiscal year runs from October 1 – September 30. The state's (Minnesota DNR Forestry) fiscal year runs from July 1 – June 30, but to make the data reported more consistent with the other agencies, the time period for state data included in the report is for [CY2014](#). Some agencies report their data based on timber appraisal estimates from timber sales sold, while others report based on actual scale receipts from timber harvested and scaled. The reporting basis for each agency is noted in the report.

DISCLAIMER: The timber sales data includes different products and units of measure by species. Reported volumes and values are adjusted to account for variability in product specifications at the discretion of the state forest economist. The reader should use caution when comparing the prices shown in this report with actual prices received or expected on any specific timber sale. Individual sale prices may vary significantly (± 30 percent) from the averages shown in this report because of variability in both local markets and site specific conditions.

Definitions

Average price: volume weighted (mean) total value divided by total volume for each listed species and product classification.

Biomass: dead trees and logging residues including tops, limbs, and cull reported in green tons.

Board foot: a piece of wood 1" thick by 12" long by 12" wide.

Bolt: short length log, in the Lake States usually 100" in length with minimum 6" top dib. Depending on species and quality, may be suitable for the production of dimensional lumber (2x4s), industrial grade lumber (pallets), for manufacturing turned forest products, or for peeling.

Inflation Index: Base year 2000=100, indexed to general price changes as measured by the Implicit Price Deflator for Gross Domestic Product (GDP) compiled by the U.S. Department of Commerce, Bureau of Economic Analysis.

Cord (Standard): cubic volume measure 4-feet wide by 4-feet high by 8-feet in length, or equivalent containing 128 cubic feet of well stacked roundwood, including bark and air space, with an average of 79 cubic feet of solid wood. By state statute, fuelwood is measured in standard cords.

Cord (100-inch): cubic volume measure 4-feet wide by 4-feet high by 8.3-feet (100-inch) in length, or equivalent containing 133.3 cubic feet of well stacked roundwood, including bark and air space, with an average of 82.3 cubic feet solid wood. The majority of cord products are cut to 100-inch.

Mbf: one thousand board feet; stumpage volume measured using **Scribner** log or tree scale.

Mbf Composite Price Index: Base year 2000=100, volume weighted (total all-species MBF value divided by total all-species MBF volume) sawtimber price index.

MMbf: one million board feet; stumpage volume measured using **Scribner** log or tree scale

Pulpwood: stem suitable for fiber used for paper and oriented strand board (OSB) manufacturing.

Pulpwood Composite Price Index: Base year 2000=100, volume weighted (total all-species pulpwood value divided by total all-species pulpwood volume) price index.

Pulp & Bolts: stem containing the mixed products of pulpwood and bolts.

Pulp & Bolts Composite Price Index: Base year 2000=100, volume weighted (total all-species pulp & bolts value divided by total all-species pulp & bolts volume) price index.

Sawtimber: stem suitable for production of graded boards and/or dimension lumber.

Stumpage: value paid to a landowner to harvest standing timber.

2014 SUMMARY TABLE --- ALL MINNESOTA PUBLIC AGENCIES

All Agencies

Reporting Period: 2014

Reporting Basis: Multiple

| All Agencies Species Name | Sawtimber | | Pulp and Bolts | | Pulpwood | | Fuelwood | | Biomass | |
|---------------------------------|-----------------|-----------------|------------------|----------------|--------------------|----------------|-----------------|---------------|-----------------|---------------|
| | MBF | Avg Price | Cords | Avg Price | Cords | Avg Price | Cords | Avg Price | Tons | Avg Price |
| Aspen | 0.0 | \$0.00 | 30,359.0 | \$36.16 | 886,043.3 | \$30.62 | 15.0 | \$1.87 | 835.0 | \$4.74 |
| Balm of Gilead | 0.0 | \$0.00 | 0.0 | \$0.00 | 10,607.6 | \$24.80 | 0.0 | \$0.00 | 0.0 | \$0.00 |
| Birch Species | 31.6 | \$47.04 | 70,258.1 | \$15.31 | 52,171.5 | \$9.89 | 28.0 | \$3.21 | 18.0 | \$2.00 |
| Ash Species | 72.8 | \$73.41 | 11,572.3 | \$11.59 | 21,083.2 | \$6.82 | 610.8 | \$6.09 | 0.0 | \$0.00 |
| Elm Species | 5.5 | \$42.19 | 0.0 | \$0.00 | 12.0 | \$3.02 | 0.0 | \$0.00 | 0.0 | \$0.00 |
| Oak Species | 1,384.7 | \$411.34 | 53,995.1 | \$23.62 | 5,285.7 | \$13.10 | 497.1 | \$5.19 | 0.0 | \$0.00 |
| Basswood | 309.0 | \$68.87 | 13,486.0 | \$12.03 | 15,785.7 | \$8.82 | 0.0 | \$0.00 | 0.0 | \$0.00 |
| Other Hardwoods | 104.3 | \$65.40 | 30,624.0 | \$16.02 | 44,497.7 | \$12.44 | 773.7 | \$5.20 | 0.0 | \$0.00 |
| Balsam Fir | 0.0 | \$0.00 | 15,870.9 | \$17.93 | 80,017.9 | \$10.62 | 33.1 | \$2.06 | 0.0 | \$0.00 |
| White Spruce | 1,001.2 | \$61.12 | 32,896.0 | \$29.57 | 26,328.4 | \$16.55 | 12.9 | \$2.00 | 0.0 | \$0.00 |
| Black Spruce | 0.0 | \$0.00 | 33,154.9 | \$27.90 | 57,916.7 | \$16.80 | 0.0 | \$0.00 | 0.0 | \$0.00 |
| Tamarack | 0.0 | \$0.00 | 1,000.0 | \$15.54 | 70,716.7 | \$5.40 | 6,169.9 | \$2.51 | 98.0 | \$1.00 |
| White Cedar | 0.0 | \$0.00 | 205.5 | \$13.04 | 1,322.8 | \$5.30 | 0.0 | \$0.00 | 0.0 | \$0.00 |
| Jack Pine | 72.0 | \$89.56 | 49,361.5 | \$32.06 | 5,113.0 | \$13.41 | 584.4 | \$2.97 | 272.6 | \$1.00 |
| Red Pine | 20,591.5 | \$148.33 | 90,154.0 | \$43.09 | 12,261.5 | \$12.44 | 40.0 | \$2.75 | 0.0 | \$0.00 |
| White Pine | 1,232.6 | \$121.29 | 1,811.9 | \$24.95 | 468.3 | \$16.56 | 0.0 | \$0.00 | 0.0 | \$0.00 |
| Maple Species | 26.9 | \$406.70 | 33,987.1 | \$13.57 | 33,075.6 | \$9.82 | 0.0 | \$0.00 | 625.0 | \$1.00 |
| Mixed Species | 0.0 | \$0.00 | 0.0 | \$0.00 | 3,663.1 | \$9.35 | 4,298.1 | \$3.35 | 59,950.3 | \$1.02 |
| All Agencies All Species | 24,832.1 | \$156.53 | 468,736.3 | \$26.47 | 1,326,370.7 | \$24.16 | 13,063.0 | \$3.24 | 61,798.9 | \$1.07 |

2014 MINNESOTA COUNTIES

Agency Name: Aitkin Co.

Reporting Period: 01/14 to 12/14

Reporting Basis: Appraisal Reports

| Species Name | Sawtimber | | Pulp and Bolts | | Pulpwood | | Fuelwood | | Biomass | |
|-------------------------------|--------------|----------------|-----------------|----------------|-----------------|----------------|--------------|---------------|-------------|---------------|
| | MBF | Avg Price | Cords | Avg Price | Cords | Avg Price | Cords | Avg Price | Tons | Avg Price |
| Aspen | 0.0 | \$0.00 | 18,061.0 | \$34.10 | 3,752.0 | \$22.48 | 0.0 | \$0.00 | 0.0 | \$0.00 |
| Balm of Gilead | 0.0 | \$0.00 | 0.0 | \$0.00 | 26.0 | \$17.54 | 0.0 | \$0.00 | 0.0 | \$0.00 |
| Birch Species | 27.0 | \$49.11 | 3,422.0 | \$16.30 | 367.0 | \$9.70 | 0.0 | \$0.00 | 0.0 | \$0.00 |
| Ash Species | 47.5 | \$78.34 | 3,111.0 | \$10.76 | 463.0 | \$6.03 | 256.0 | \$8.07 | 0.0 | \$0.00 |
| Elm Species | 0.0 | \$0.00 | 0.0 | \$0.00 | 0.0 | \$0.00 | 0.0 | \$0.00 | 0.0 | \$0.00 |
| Oak Species | 370.6 | \$112.29 | 3,296.0 | \$23.93 | 328.0 | \$8.15 | 100.0 | \$8.00 | 0.0 | \$0.00 |
| Basswood | 134.0 | \$62.60 | 3,423.0 | \$12.46 | 381.0 | \$6.41 | 0.0 | \$0.00 | 0.0 | \$0.00 |
| Other Hardwoods | 9.0 | \$57.56 | 2,832.0 | \$12.58 | 1,550.0 | \$9.31 | 332.5 | \$7.14 | 0.0 | \$0.00 |
| Balsam Fir | 0.0 | \$0.00 | 346.0 | \$21.67 | 0.0 | \$0.00 | 0.0 | \$0.00 | 0.0 | \$0.00 |
| White Spruce | 0.0 | \$0.00 | 130.0 | \$27.98 | 60.0 | \$15.33 | 0.0 | \$0.00 | 0.0 | \$0.00 |
| Black Spruce | 0.0 | \$0.00 | 0.0 | \$0.00 | 645.0 | \$12.00 | 0.0 | \$0.00 | 0.0 | \$0.00 |
| Tamarack | 0.0 | \$0.00 | 0.0 | \$0.00 | 1,740.0 | \$6.00 | 10.0 | \$5.00 | 0.0 | \$0.00 |
| White Cedar | 0.0 | \$0.00 | 0.0 | \$0.00 | 0.0 | \$0.00 | 0.0 | \$0.00 | 0.0 | \$0.00 |
| Jack Pine | 0.0 | \$0.00 | 50.0 | \$30.36 | 0.0 | \$0.00 | 0.0 | \$0.00 | 0.0 | \$0.00 |
| Red Pine | 7.8 | \$270.26 | 1,142.0 | \$25.81 | 0.0 | \$0.00 | 0.0 | \$0.00 | 0.0 | \$0.00 |
| White Pine | 1.0 | \$129.00 | 0.0 | \$0.00 | 0.5 | \$16.00 | 0.0 | \$0.00 | 0.0 | \$0.00 |
| Maple Species | 1.5 | \$50.00 | 6,738.0 | \$12.44 | 2,348.0 | \$10.57 | 0.0 | \$0.00 | 0.0 | \$0.00 |
| Mixed Species | 0.0 | \$0.00 | 0.0 | \$0.00 | 0.0 | \$0.00 | 0.0 | \$0.00 | 32.5 | \$1.42 |
| Aitkin Co. All Species | 598.4 | \$96.72 | 42,551.0 | \$23.23 | 11,660.5 | \$13.26 | 698.5 | \$7.57 | 32.5 | \$1.42 |

Agency Name: Becker Co.

Reporting Period: 01/14 to 12/14

Reporting Basis: Appraisal Reports

| Species Name | Sawtimber | | Pulp and Bolts | | Pulpwood | | Fuelwood | | Biomass | |
|-------------------------------|------------|---------------|----------------|----------------|-----------------|----------------|--------------|---------------|------------|---------------|
| | MBF | Avg Price | Cords | Avg Price | Cords | Avg Price | Cords | Avg Price | Tons | Avg Price |
| Aspen | 0.0 | \$0.00 | 0.0 | \$0.00 | 10,800.0 | \$33.19 | 0.0 | \$0.00 | 0.0 | \$0.00 |
| Balm of Gilead | 0.0 | \$0.00 | 0.0 | \$0.00 | 0.0 | \$0.00 | 0.0 | \$0.00 | 0.0 | \$0.00 |
| Birch Species | 0.0 | \$0.00 | 954.0 | \$13.54 | 0.0 | \$0.00 | 0.0 | \$0.00 | 0.0 | \$0.00 |
| Ash Species | 0.0 | \$0.00 | 0.0 | \$0.00 | 0.0 | \$0.00 | 0.0 | \$0.00 | 0.0 | \$0.00 |
| Elm Species | 0.0 | \$0.00 | 0.0 | \$0.00 | 0.0 | \$0.00 | 0.0 | \$0.00 | 0.0 | \$0.00 |
| Oak Species | 0.0 | \$0.00 | 115.0 | \$17.23 | 0.0 | \$0.00 | 0.0 | \$0.00 | 0.0 | \$0.00 |
| Basswood | 0.0 | \$0.00 | 0.0 | \$0.00 | 0.0 | \$0.00 | 0.0 | \$0.00 | 0.0 | \$0.00 |
| Other Hardwoods | 0.0 | \$0.00 | 0.0 | \$0.00 | 0.0 | \$0.00 | 0.0 | \$0.00 | 0.0 | \$0.00 |
| Balsam Fir | 0.0 | \$0.00 | 0.0 | \$0.00 | 0.0 | \$0.00 | 0.0 | \$0.00 | 0.0 | \$0.00 |
| White Spruce | 0.0 | \$0.00 | 0.0 | \$0.00 | 150.0 | \$18.30 | 0.0 | \$0.00 | 0.0 | \$0.00 |
| Black Spruce | 0.0 | \$0.00 | 0.0 | \$0.00 | 0.0 | \$0.00 | 0.0 | \$0.00 | 0.0 | \$0.00 |
| Tamarack | 0.0 | \$0.00 | 0.0 | \$0.00 | 0.0 | \$0.00 | 0.0 | \$0.00 | 0.0 | \$0.00 |
| White Cedar | 0.0 | \$0.00 | 0.0 | \$0.00 | 0.0 | \$0.00 | 0.0 | \$0.00 | 0.0 | \$0.00 |
| Jack Pine | 0.0 | \$0.00 | 300.0 | \$21.86 | 0.0 | \$0.00 | 0.0 | \$0.00 | 0.0 | \$0.00 |
| Red Pine | 0.0 | \$0.00 | 720.0 | \$19.23 | 0.0 | \$0.00 | 0.0 | \$0.00 | 0.0 | \$0.00 |
| White Pine | 0.0 | \$0.00 | 0.0 | \$0.00 | 0.0 | \$0.00 | 0.0 | \$0.00 | 0.0 | \$0.00 |
| Maple Species | 0.0 | \$0.00 | 0.0 | \$0.00 | 0.0 | \$0.00 | 0.0 | \$0.00 | 0.0 | \$0.00 |
| Mixed Species | 0.0 | \$0.00 | 0.0 | \$0.00 | 0.0 | \$0.00 | 462.0 | \$2.08 | 0.0 | \$0.00 |
| Becker Co. All Species | 0.0 | \$0.00 | 2,089.0 | \$16.90 | 10,950.0 | \$32.99 | 462.0 | \$2.08 | 0.0 | \$0.00 |

Agency Name: Beltrami Co.

Reporting Period: 01/14 to 12/14

Reporting Basis: Appraisal Reports

| Species Name | Sawtimber | | Pulp and Bolts | | Pulpwood | | Fuelwood | | Biomass | |
|---------------------------------|--------------|-----------------|----------------|----------------|-----------------|----------------|--------------|---------------|------------|---------------|
| | MBF | Avg Price | Cords | Avg Price | Cords | Avg Price | Cords | Avg Price | Tons | Avg Price |
| Aspen | 0.0 | \$0.00 | 0.0 | \$0.00 | 16,161.2 | \$35.85 | 0.0 | \$0.00 | 0.0 | \$0.00 |
| Balm of Gilead | 0.0 | \$0.00 | 0.0 | \$0.00 | 788.2 | \$33.19 | 0.0 | \$0.00 | 0.0 | \$0.00 |
| Birch Species | 0.0 | \$0.00 | 355.0 | \$25.14 | 1,733.1 | \$15.55 | 0.0 | \$0.00 | 0.0 | \$0.00 |
| Ash Species | 0.0 | \$0.00 | 0.0 | \$0.00 | 440.5 | \$11.22 | 0.0 | \$0.00 | 0.0 | \$0.00 |
| Elm Species | 0.0 | \$0.00 | 0.0 | \$0.00 | 0.0 | \$0.00 | 0.0 | \$0.00 | 0.0 | \$0.00 |
| Oak Species | 0.0 | \$0.00 | 220.0 | \$16.05 | 362.7 | \$13.40 | 0.0 | \$0.00 | 0.0 | \$0.00 |
| Basswood | 0.0 | \$0.00 | 70.0 | \$16.30 | 879.1 | \$11.28 | 0.0 | \$0.00 | 0.0 | \$0.00 |
| Other Hardwoods | 0.0 | \$0.00 | 0.0 | \$0.00 | 546.7 | \$9.97 | 0.0 | \$0.00 | 0.0 | \$0.00 |
| Balsam Fir | 0.0 | \$0.00 | 613.1 | \$24.07 | 2,114.9 | \$14.51 | 0.0 | \$0.00 | 0.0 | \$0.00 |
| White Spruce | 0.0 | \$0.00 | 540.0 | \$18.89 | 162.4 | \$15.38 | 0.0 | \$0.00 | 0.0 | \$0.00 |
| Black Spruce | 0.0 | \$0.00 | 0.0 | \$0.00 | 696.0 | \$26.06 | 0.0 | \$0.00 | 0.0 | \$0.00 |
| Tamarack | 0.0 | \$0.00 | 0.0 | \$0.00 | 678.0 | \$10.76 | 0.0 | \$0.00 | 0.0 | \$0.00 |
| White Cedar | 0.0 | \$0.00 | 0.0 | \$0.00 | 0.0 | \$0.00 | 0.0 | \$0.00 | 0.0 | \$0.00 |
| Jack Pine | 0.0 | \$0.00 | 2,521.3 | \$39.49 | 0.0 | \$0.00 | 0.0 | \$0.00 | 0.0 | \$0.00 |
| Red Pine | 21.0 | \$165.05 | 4,667.0 | \$55.68 | 219.0 | \$6.89 | 0.0 | \$0.00 | 0.0 | \$0.00 |
| White Pine | 80.5 | \$140.40 | 0.0 | \$0.00 | 8.0 | \$12.00 | 0.0 | \$0.00 | 0.0 | \$0.00 |
| Maple Species | 0.0 | \$0.00 | 0.0 | \$0.00 | 975.5 | \$14.11 | 0.0 | \$0.00 | 0.0 | \$0.00 |
| Mixed Species | 0.0 | \$0.00 | 0.0 | \$0.00 | 479.1 | \$4.40 | 730.0 | \$2.18 | 0.0 | \$0.00 |
| Beltrami Co. All Species | 101.5 | \$145.50 | 8,986.4 | \$44.28 | 26,244.4 | \$27.96 | 730.0 | \$2.18 | 0.0 | \$0.00 |

Agency Name: Carlton Co.

Reporting Period: 01/14 to 12/14

Reporting Basis: Appraisal Reports

| Species Name | Sawtimber | | Pulp and Bolts | | Pulpwood | | Fuelwood | | Biomass | |
|--------------------------------|------------|---------------|----------------|----------------|-----------------|----------------|------------|---------------|-------------|---------------|
| | MBF | Avg Price | Cords | Avg Price | Cords | Avg Price | Cords | Avg Price | Tons | Avg Price |
| Aspen | 0.0 | \$0.00 | 0.0 | \$0.00 | 9,450.0 | \$33.76 | 0.0 | \$0.00 | 0.0 | \$0.00 |
| Balm of Gilead | 0.0 | \$0.00 | 0.0 | \$0.00 | 0.0 | \$0.00 | 0.0 | \$0.00 | 0.0 | \$0.00 |
| Birch Species | 0.0 | \$0.00 | 390.0 | \$13.33 | 0.0 | \$0.00 | 0.0 | \$0.00 | 0.0 | \$0.00 |
| Ash Species | 0.0 | \$0.00 | 40.0 | \$10.00 | 0.0 | \$0.00 | 0.0 | \$0.00 | 0.0 | \$0.00 |
| Elm Species | 0.0 | \$0.00 | 0.0 | \$0.00 | 0.0 | \$0.00 | 0.0 | \$0.00 | 0.0 | \$0.00 |
| Oak Species | 0.0 | \$0.00 | 0.0 | \$0.00 | 0.0 | \$0.00 | 0.0 | \$0.00 | 0.0 | \$0.00 |
| Basswood | 0.0 | \$0.00 | 0.0 | \$0.00 | 0.0 | \$0.00 | 0.0 | \$0.00 | 0.0 | \$0.00 |
| Other Hardwoods | 0.0 | \$0.00 | 1,310.0 | \$13.09 | 0.0 | \$0.00 | 0.0 | \$0.00 | 0.0 | \$0.00 |
| Balsam Fir | 0.0 | \$0.00 | 0.0 | \$0.00 | 440.0 | \$15.00 | 0.0 | \$0.00 | 0.0 | \$0.00 |
| White Spruce | 0.0 | \$0.00 | 0.0 | \$0.00 | 61.0 | \$14.75 | 0.0 | \$0.00 | 0.0 | \$0.00 |
| Black Spruce | 0.0 | \$0.00 | 0.0 | \$0.00 | 0.0 | \$0.00 | 0.0 | \$0.00 | 0.0 | \$0.00 |
| Tamarack | 0.0 | \$0.00 | 20.0 | \$10.00 | 0.0 | \$0.00 | 0.0 | \$0.00 | 0.0 | \$0.00 |
| White Cedar | 0.0 | \$0.00 | 0.0 | \$0.00 | 0.0 | \$0.00 | 0.0 | \$0.00 | 0.0 | \$0.00 |
| Jack Pine | 0.0 | \$0.00 | 0.0 | \$0.00 | 0.0 | \$0.00 | 0.0 | \$0.00 | 0.0 | \$0.00 |
| Red Pine | 0.0 | \$0.00 | 0.0 | \$0.00 | 1,955.0 | \$18.73 | 0.0 | \$0.00 | 0.0 | \$0.00 |
| White Pine | 0.0 | \$0.00 | 0.0 | \$0.00 | 0.0 | \$0.00 | 0.0 | \$0.00 | 0.0 | \$0.00 |
| Maple Species | 0.0 | \$0.00 | 0.0 | \$0.00 | 0.0 | \$0.00 | 0.0 | \$0.00 | 0.0 | \$0.00 |
| Mixed Species | 0.0 | \$0.00 | 0.0 | \$0.00 | 0.0 | \$0.00 | 0.0 | \$0.00 | 71.0 | \$1.51 |
| Carlton Co. All Species | 0.0 | \$0.00 | 1,760.0 | \$13.04 | 11,906.0 | \$30.50 | 0.0 | \$0.00 | 71.0 | \$1.51 |

Agency Name: Cass Co.

Reporting Period: 01/14 to 12/14

Reporting Basis: Appraisal Reports

| Species Name | Sawtimber | | Pulp and Bolts | | Pulpwood | | Fuelwood | | Biomass | |
|-----------------------------|--------------|-----------------|-----------------|----------------|-----------------|----------------|--------------|---------------|------------|---------------|
| | MBF | Avg Price | Cords | Avg Price | Cords | Avg Price | Cords | Avg Price | Tons | Avg Price |
| Aspen | 0.0 | \$0.00 | 0.0 | \$0.00 | 27,927.0 | \$26.71 | 0.0 | \$0.00 | 0.0 | \$0.00 |
| Balm of Gilead | 0.0 | \$0.00 | 0.0 | \$0.00 | 53.0 | \$12.40 | 0.0 | \$0.00 | 0.0 | \$0.00 |
| Birch Species | 0.0 | \$0.00 | 10,469.5 | \$16.90 | 0.0 | \$0.00 | 0.0 | \$0.00 | 0.0 | \$0.00 |
| Ash Species | 0.0 | \$0.00 | 2,440.0 | \$11.55 | 0.0 | \$0.00 | 0.0 | \$0.00 | 0.0 | \$0.00 |
| Elm Species | 0.0 | \$0.00 | 0.0 | \$0.00 | 0.0 | \$0.00 | 0.0 | \$0.00 | 0.0 | \$0.00 |
| Oak Species | 0.0 | \$0.00 | 17,156.0 | \$27.89 | 0.0 | \$0.00 | 0.0 | \$0.00 | 0.0 | \$0.00 |
| Basswood | 0.0 | \$0.00 | 4,776.0 | \$11.68 | 0.0 | \$0.00 | 0.0 | \$0.00 | 0.0 | \$0.00 |
| Other Hardwoods | 0.0 | \$0.00 | 0.0 | \$0.00 | 42.0 | \$8.31 | 0.0 | \$0.00 | 0.0 | \$0.00 |
| Balsam Fir | 0.0 | \$0.00 | 0.0 | \$0.00 | 2,235.5 | \$13.99 | 0.0 | \$0.00 | 0.0 | \$0.00 |
| White Spruce | 0.0 | \$0.00 | 962.0 | \$28.95 | 0.0 | \$0.00 | 0.0 | \$0.00 | 0.0 | \$0.00 |
| Black Spruce | 0.0 | \$0.00 | 0.0 | \$0.00 | 348.0 | \$19.63 | 0.0 | \$0.00 | 0.0 | \$0.00 |
| Tamarack | 0.0 | \$0.00 | 0.0 | \$0.00 | 805.0 | \$3.53 | 0.0 | \$0.00 | 0.0 | \$0.00 |
| White Cedar | 0.0 | \$0.00 | 0.0 | \$0.00 | 0.0 | \$0.00 | 0.0 | \$0.00 | 0.0 | \$0.00 |
| Jack Pine | 0.0 | \$0.00 | 2,262.0 | \$30.99 | 133.0 | \$8.87 | 0.0 | \$0.00 | 0.0 | \$0.00 |
| Red Pine | 472.2 | \$135.46 | 2,709.5 | \$19.50 | 364.0 | \$10.75 | 0.0 | \$0.00 | 0.0 | \$0.00 |
| White Pine | 332.3 | \$120.67 | 2.5 | \$32.00 | 0.0 | \$0.00 | 0.0 | \$0.00 | 0.0 | \$0.00 |
| Maple Species | 0.0 | \$0.00 | 5,043.5 | \$14.83 | 0.0 | \$0.00 | 0.0 | \$0.00 | 0.0 | \$0.00 |
| Mixed Species | 0.0 | \$0.00 | 0.0 | \$0.00 | 0.0 | \$0.00 | 820.0 | \$2.50 | 0.0 | \$0.00 |
| Cass Co. All Species | 804.5 | \$129.35 | 45,821.0 | \$21.06 | 31,907.5 | \$24.85 | 820.0 | \$2.50 | 0.0 | \$0.00 |

Agency Name: Clearwater Co.

Reporting Period: 01/14 to 12/14

Reporting Basis: Appraisal Reports

| Species Name | Sawtimber | | Pulp and Bolts | | Pulpwood | | Fuelwood | | Biomass | |
|-----------------------------------|-------------|----------------|----------------|----------------|-----------------|----------------|--------------|---------------|------------|---------------|
| | MBF | Avg Price | Cords | Avg Price | Cords | Avg Price | Cords | Avg Price | Tons | Avg Price |
| Aspen | 0.0 | \$0.00 | 0.0 | \$0.00 | 7,927.0 | \$30.69 | 0.0 | \$0.00 | 0.0 | \$0.00 |
| Balm of Gilead | 0.0 | \$0.00 | 0.0 | \$0.00 | 180.0 | \$18.00 | 0.0 | \$0.00 | 0.0 | \$0.00 |
| Birch Species | 0.0 | \$0.00 | 0.0 | \$0.00 | 1,634.0 | \$13.04 | 0.0 | \$0.00 | 0.0 | \$0.00 |
| Ash Species | 13.0 | \$85.00 | 0.0 | \$0.00 | 7.0 | \$10.00 | 0.0 | \$0.00 | 0.0 | \$0.00 |
| Elm Species | 0.0 | \$0.00 | 0.0 | \$0.00 | 0.0 | \$0.00 | 0.0 | \$0.00 | 0.0 | \$0.00 |
| Oak Species | 23.2 | \$84.96 | 484.0 | \$17.93 | 0.0 | \$0.00 | 0.0 | \$0.00 | 0.0 | \$0.00 |
| Basswood | 0.0 | \$0.00 | 0.0 | \$0.00 | 555.0 | \$7.03 | 0.0 | \$0.00 | 0.0 | \$0.00 |
| Other Hardwoods | 0.0 | \$0.00 | 0.0 | \$0.00 | 0.0 | \$0.00 | 0.0 | \$0.00 | 0.0 | \$0.00 |
| Balsam Fir | 0.0 | \$0.00 | 0.0 | \$0.00 | 237.0 | \$4.56 | 0.0 | \$0.00 | 0.0 | \$0.00 |
| White Spruce | 8.2 | \$87.68 | 0.0 | \$0.00 | 118.0 | \$8.33 | 0.0 | \$0.00 | 0.0 | \$0.00 |
| Black Spruce | 0.0 | \$0.00 | 0.0 | \$0.00 | 0.0 | \$0.00 | 0.0 | \$0.00 | 0.0 | \$0.00 |
| Tamarack | 0.0 | \$0.00 | 0.0 | \$0.00 | 0.0 | \$0.00 | 0.0 | \$0.00 | 0.0 | \$0.00 |
| White Cedar | 0.0 | \$0.00 | 0.0 | \$0.00 | 0.0 | \$0.00 | 0.0 | \$0.00 | 0.0 | \$0.00 |
| Jack Pine | 0.0 | \$0.00 | 635.0 | \$25.52 | 288.0 | \$10.00 | 0.0 | \$0.00 | 0.0 | \$0.00 |
| Red Pine | 30.0 | \$100.00 | 506.0 | \$17.50 | 30.0 | \$14.00 | 0.0 | \$0.00 | 0.0 | \$0.00 |
| White Pine | 1.5 | \$100.00 | 0.0 | \$0.00 | 9.0 | \$14.00 | 0.0 | \$0.00 | 0.0 | \$0.00 |
| Maple Species | 0.0 | \$0.00 | 0.0 | \$0.00 | 923.0 | \$11.30 | 0.0 | \$0.00 | 0.0 | \$0.00 |
| Mixed Species | 0.0 | \$0.00 | 0.0 | \$0.00 | 0.0 | \$0.00 | 267.0 | \$3.82 | 0.0 | \$0.00 |
| Clearwater Co. All Species | 75.9 | \$91.50 | 1,625.0 | \$20.76 | 11,908.0 | \$24.17 | 267.0 | \$3.82 | 0.0 | \$0.00 |

Agency Name: Crow Wing Co.

Reporting Period: 01/14 to 12/14

Reporting Basis: Appraisal Reports

| Species Name | Sawtimber | | Pulp and Bolts | | Pulpwood | | Fuelwood | | Biomass | |
|----------------------------------|--------------|-----------------|-----------------|----------------|-----------------|----------------|------------|---------------|----------------|---------------|
| | MBF | Avg Price | Cords | Avg Price | Cords | Avg Price | Cords | Avg Price | Tons | Avg Price |
| Aspen | 0.0 | \$0.00 | 0.0 | \$0.00 | 10,562.0 | \$21.45 | 0.0 | \$0.00 | 0.0 | \$0.00 |
| Balm of Gilead | 0.0 | \$0.00 | 0.0 | \$0.00 | 0.0 | \$0.00 | 0.0 | \$0.00 | 0.0 | \$0.00 |
| Birch Species | 0.0 | \$0.00 | 2,302.0 | \$12.29 | 0.0 | \$0.00 | 0.0 | \$0.00 | 0.0 | \$0.00 |
| Ash Species | 0.0 | \$0.00 | 540.0 | \$11.96 | 0.0 | \$0.00 | 0.0 | \$0.00 | 0.0 | \$0.00 |
| Elm Species | 0.0 | \$0.00 | 0.0 | \$0.00 | 0.0 | \$0.00 | 0.0 | \$0.00 | 0.0 | \$0.00 |
| Oak Species | 0.0 | \$0.00 | 6,862.0 | \$21.16 | 0.0 | \$0.00 | 0.0 | \$0.00 | 0.0 | \$0.00 |
| Basswood | 0.0 | \$0.00 | 1,366.0 | \$12.13 | 0.0 | \$0.00 | 0.0 | \$0.00 | 0.0 | \$0.00 |
| Other Hardwoods | 0.0 | \$0.00 | 0.0 | \$0.00 | 0.0 | \$0.00 | 0.0 | \$0.00 | 0.0 | \$0.00 |
| Balsam Fir | 0.0 | \$0.00 | 0.0 | \$0.00 | 132.0 | \$15.67 | 0.0 | \$0.00 | 0.0 | \$0.00 |
| White Spruce | 0.0 | \$0.00 | 0.0 | \$0.00 | 0.0 | \$0.00 | 0.0 | \$0.00 | 0.0 | \$0.00 |
| Black Spruce | 0.0 | \$0.00 | 0.0 | \$0.00 | 0.0 | \$0.00 | 0.0 | \$0.00 | 0.0 | \$0.00 |
| Tamarack | 0.0 | \$0.00 | 0.0 | \$0.00 | 0.0 | \$0.00 | 0.0 | \$0.00 | 0.0 | \$0.00 |
| White Cedar | 0.0 | \$0.00 | 0.0 | \$0.00 | 0.0 | \$0.00 | 0.0 | \$0.00 | 0.0 | \$0.00 |
| Jack Pine | 0.0 | \$0.00 | 108.0 | \$13.04 | 60.0 | \$6.33 | 0.0 | \$0.00 | 0.0 | \$0.00 |
| Red Pine | 300.0 | \$218.40 | 2,485.0 | \$30.03 | 0.0 | \$0.00 | 0.0 | \$0.00 | 0.0 | \$0.00 |
| White Pine | 0.0 | \$0.00 | 0.0 | \$0.00 | 0.0 | \$0.00 | 0.0 | \$0.00 | 0.0 | \$0.00 |
| Maple Species | 0.0 | \$0.00 | 0.0 | \$0.00 | 1,856.0 | \$10.74 | 0.0 | \$0.00 | 0.0 | \$0.00 |
| Mixed Species | 0.0 | \$0.00 | 0.0 | \$0.00 | 0.0 | \$0.00 | 0.0 | \$0.00 | 1,260.8 | \$1.00 |
| Crow Wing Co. All Species | 300.0 | \$218.40 | 13,663.0 | \$19.95 | 12,610.0 | \$19.74 | 0.0 | \$0.00 | 1,260.8 | \$1.00 |

Agency Name: Hubbard Co.

Reporting Period: 01/14 to 12/14

Reporting Basis: Appraisal Reports

| Species Name | Sawtimber | | Pulp and Bolts | | Pulpwood | | Fuelwood | | Biomass | |
|--------------------------------|--------------|-----------------|----------------|----------------|-----------------|----------------|-------------|---------------|--------------|---------------|
| | MBF | Avg Price | Cords | Avg Price | Cords | Avg Price | Cords | Avg Price | Tons | Avg Price |
| Aspen | 0.0 | \$0.00 | 0.0 | \$0.00 | 33,544.0 | \$31.60 | 0.0 | \$0.00 | 0.0 | \$0.00 |
| Balm of Gilead | 0.0 | \$0.00 | 0.0 | \$0.00 | 31.0 | \$6.23 | 0.0 | \$0.00 | 0.0 | \$0.00 |
| Birch Species | 0.0 | \$0.00 | 0.0 | \$0.00 | 7,785.0 | \$11.47 | 0.0 | \$0.00 | 0.0 | \$0.00 |
| Ash Species | 0.0 | \$0.00 | 0.0 | \$0.00 | 143.0 | \$5.67 | 0.0 | \$0.00 | 0.0 | \$0.00 |
| Elm Species | 0.0 | \$0.00 | 0.0 | \$0.00 | 1.0 | \$5.00 | 0.0 | \$0.00 | 0.0 | \$0.00 |
| Oak Species | 0.0 | \$0.00 | 4,360.0 | \$17.47 | 807.0 | \$13.91 | 0.0 | \$0.00 | 0.0 | \$0.00 |
| Basswood | 0.0 | \$0.00 | 0.0 | \$0.00 | 1,481.0 | \$9.65 | 0.0 | \$0.00 | 0.0 | \$0.00 |
| Other Hardwoods | 0.0 | \$0.00 | 0.0 | \$0.00 | 1,309.0 | \$5.06 | 0.0 | \$0.00 | 0.0 | \$0.00 |
| Balsam Fir | 0.0 | \$0.00 | 0.0 | \$0.00 | 2,316.0 | \$16.43 | 0.0 | \$0.00 | 0.0 | \$0.00 |
| White Spruce | 0.0 | \$0.00 | 470.0 | \$37.29 | 47.0 | \$10.87 | 0.0 | \$0.00 | 0.0 | \$0.00 |
| Black Spruce | 0.0 | \$0.00 | 0.0 | \$0.00 | 0.0 | \$0.00 | 0.0 | \$0.00 | 0.0 | \$0.00 |
| Tamarack | 0.0 | \$0.00 | 0.0 | \$0.00 | 0.0 | \$0.00 | 0.0 | \$0.00 | 0.0 | \$0.00 |
| White Cedar | 0.0 | \$0.00 | 0.0 | \$0.00 | 0.0 | \$0.00 | 0.0 | \$0.00 | 0.0 | \$0.00 |
| Jack Pine | 0.0 | \$0.00 | 3,036.0 | \$39.41 | 24.0 | \$27.25 | 30.0 | \$2.33 | 0.0 | \$0.00 |
| Red Pine | 437.5 | \$139.48 | 1,710.0 | \$57.21 | 77.0 | \$28.60 | 0.0 | \$0.00 | 0.0 | \$0.00 |
| White Pine | 0.0 | \$0.00 | 0.0 | \$0.00 | 0.0 | \$0.00 | 0.0 | \$0.00 | 0.0 | \$0.00 |
| Maple Species | 0.0 | \$0.00 | 0.0 | \$0.00 | 1,039.0 | \$4.45 | 0.0 | \$0.00 | 0.0 | \$0.00 |
| Mixed Species | 0.0 | \$0.00 | 0.0 | \$0.00 | 0.0 | \$0.00 | 0.0 | \$0.00 | 363.0 | \$1.00 |
| Hubbard Co. All Species | 437.5 | \$139.48 | 9,576.0 | \$32.49 | 48,604.0 | \$25.27 | 30.0 | \$2.33 | 363.0 | \$1.00 |

Agency Name: Itasca Co.

Reporting Period: 01/14 to 12/14

Reporting Basis: Appraisal Reports

| Species Name | Sawtimber | | Pulp and Bolts | | Pulpwood | | Fuelwood | | Biomass | |
|-------------------------------|----------------|-----------------|-----------------|----------------|-----------------|----------------|------------|---------------|----------------|---------------|
| | MBF | Avg Price | Cords | Avg Price | Cords | Avg Price | Cords | Avg Price | Tons | Avg Price |
| Aspen | 0.0 | \$0.00 | 0.0 | \$0.00 | 42,801.0 | \$40.25 | 0.0 | \$0.00 | 0.0 | \$0.00 |
| Balm of Gilead | 0.0 | \$0.00 | 0.0 | \$0.00 | 476.0 | \$20.79 | 0.0 | \$0.00 | 0.0 | \$0.00 |
| Birch Species | 0.0 | \$0.00 | 7,660.0 | \$12.07 | 0.0 | \$0.00 | 0.0 | \$0.00 | 0.0 | \$0.00 |
| Ash Species | 0.0 | \$0.00 | 2,381.0 | \$11.01 | 0.0 | \$0.00 | 0.0 | \$0.00 | 0.0 | \$0.00 |
| Elm Species | 0.0 | \$0.00 | 0.0 | \$0.00 | 0.0 | \$0.00 | 0.0 | \$0.00 | 0.0 | \$0.00 |
| Oak Species | 0.0 | \$0.00 | 2,033.0 | \$31.04 | 0.0 | \$0.00 | 0.0 | \$0.00 | 0.0 | \$0.00 |
| Basswood | 0.0 | \$0.00 | 3,527.0 | \$11.88 | 0.0 | \$0.00 | 0.0 | \$0.00 | 0.0 | \$0.00 |
| Other Hardwoods | 0.0 | \$0.00 | 0.0 | \$0.00 | 0.0 | \$0.00 | 0.0 | \$0.00 | 0.0 | \$0.00 |
| Balsam Fir | 0.0 | \$0.00 | 6,192.0 | \$19.31 | 0.0 | \$0.00 | 0.0 | \$0.00 | 0.0 | \$0.00 |
| White Spruce | 0.0 | \$0.00 | 2,263.0 | \$30.55 | 0.0 | \$0.00 | 0.0 | \$0.00 | 0.0 | \$0.00 |
| Black Spruce | 0.0 | \$0.00 | 8,257.0 | \$30.00 | 0.0 | \$0.00 | 0.0 | \$0.00 | 0.0 | \$0.00 |
| Tamarack | 0.0 | \$0.00 | 0.0 | \$0.00 | 3,303.0 | \$5.79 | 0.0 | \$0.00 | 0.0 | \$0.00 |
| White Cedar | 0.0 | \$0.00 | 0.0 | \$0.00 | 0.0 | \$0.00 | 0.0 | \$0.00 | 0.0 | \$0.00 |
| Jack Pine | 0.0 | \$0.00 | 4,749.0 | \$36.46 | 0.0 | \$0.00 | 0.0 | \$0.00 | 0.0 | \$0.00 |
| Red Pine | 5,696.0 | \$116.66 | 0.0 | \$0.00 | 0.0 | \$0.00 | 0.0 | \$0.00 | 0.0 | \$0.00 |
| White Pine | 181.0 | \$169.66 | 0.0 | \$0.00 | 0.0 | \$0.00 | 0.0 | \$0.00 | 0.0 | \$0.00 |
| Maple Species | 0.0 | \$0.00 | 0.0 | \$0.00 | 5,301.0 | \$10.17 | 0.0 | \$0.00 | 0.0 | \$0.00 |
| Mixed Species | 0.0 | \$0.00 | 0.0 | \$0.00 | 0.0 | \$0.00 | 0.0 | \$0.00 | 5,433.0 | \$1.00 |
| Itasca Co. All Species | 5,877.0 | \$118.29 | 37,062.0 | \$22.48 | 51,881.0 | \$34.81 | 0.0 | \$0.00 | 5,433.0 | \$1.00 |

Agency Name: Koochiching Co.

Reporting Period: 01/14 to 12/14

Reporting Basis: Appraisal Reports

| Species Name | Sawtimber | | Pulp and Bolts | | Pulpwood | | Fuelwood | | Biomass | |
|------------------------------------|------------|---------------|----------------|----------------|-----------------|----------------|--------------|---------------|-------------|---------------|
| | MBF | Avg Price | Cords | Avg Price | Cords | Avg Price | Cords | Avg Price | Tons | Avg Price |
| Aspen | 0.0 | \$0.00 | 0.0 | \$0.00 | 55,434.0 | \$36.15 | 0.0 | \$0.00 | 0.0 | \$0.00 |
| Balm of Gilead | 0.0 | \$0.00 | 0.0 | \$0.00 | 3,384.0 | \$27.04 | 0.0 | \$0.00 | 0.0 | \$0.00 |
| Birch Species | 0.0 | \$0.00 | 0.0 | \$0.00 | 3,150.0 | \$5.87 | 0.0 | \$0.00 | 0.0 | \$0.00 |
| Ash Species | 0.0 | \$0.00 | 0.0 | \$0.00 | 2,819.0 | \$4.53 | 40.0 | \$3.13 | 0.0 | \$0.00 |
| Elm Species | 0.0 | \$0.00 | 0.0 | \$0.00 | 0.0 | \$0.00 | 0.0 | \$0.00 | 0.0 | \$0.00 |
| Oak Species | 0.0 | \$0.00 | 0.0 | \$0.00 | 0.0 | \$0.00 | 0.0 | \$0.00 | 0.0 | \$0.00 |
| Basswood | 0.0 | \$0.00 | 0.0 | \$0.00 | 755.0 | \$5.75 | 0.0 | \$0.00 | 0.0 | \$0.00 |
| Other Hardwoods | 0.0 | \$0.00 | 0.0 | \$0.00 | 0.0 | \$0.00 | 0.0 | \$0.00 | 0.0 | \$0.00 |
| Balsam Fir | 0.0 | \$0.00 | 0.0 | \$0.00 | 7,243.0 | \$10.46 | 0.0 | \$0.00 | 0.0 | \$0.00 |
| White Spruce | 0.0 | \$0.00 | 0.0 | \$0.00 | 0.0 | \$0.00 | 0.0 | \$0.00 | 0.0 | \$0.00 |
| Black Spruce | 0.0 | \$0.00 | 0.0 | \$0.00 | 8,859.0 | \$25.21 | 0.0 | \$0.00 | 0.0 | \$0.00 |
| Tamarack | 0.0 | \$0.00 | 0.0 | \$0.00 | 2,087.0 | \$6.25 | 0.0 | \$0.00 | 0.0 | \$0.00 |
| White Cedar | 0.0 | \$0.00 | 0.0 | \$0.00 | 198.0 | \$5.83 | 0.0 | \$0.00 | 0.0 | \$0.00 |
| Jack Pine | 0.0 | \$0.00 | 1,786.0 | \$30.70 | 0.0 | \$0.00 | 0.0 | \$0.00 | 0.0 | \$0.00 |
| Red Pine | 0.0 | \$0.00 | 2,091.0 | \$28.08 | 0.0 | \$0.00 | 0.0 | \$0.00 | 0.0 | \$0.00 |
| White Pine | 0.0 | \$0.00 | 0.0 | \$0.00 | 0.0 | \$0.00 | 0.0 | \$0.00 | 0.0 | \$0.00 |
| Maple Species | 0.0 | \$0.00 | 0.0 | \$0.00 | 281.0 | \$6.02 | 0.0 | \$0.00 | 0.0 | \$0.00 |
| Mixed Species | 0.0 | \$0.00 | 0.0 | \$0.00 | 227.0 | \$4.39 | 275.0 | \$2.82 | 40.0 | \$0.50 |
| Koochiching Co. All Species | 0.0 | \$0.00 | 3,877.0 | \$29.29 | 84,437.0 | \$28.98 | 315.0 | \$2.86 | 40.0 | \$0.50 |

Agency Name: Lake Co.

Reporting Period: 01/14 to 12/14

Reporting Basis: Appraisal Reports

| Species Name | Sawtimber | | Pulp and Bolts | | Pulpwood | | Fuelwood | | Biomass | |
|-----------------------------|------------|---------------|-----------------|----------------|----------------|----------------|-------------|---------------|------------|---------------|
| | MBF | Avg Price | Cords | Avg Price | Cords | Avg Price | Cords | Avg Price | Tons | Avg Price |
| Aspen | 0.0 | \$0.00 | 0.0 | \$0.00 | 4,455.0 | \$23.92 | 0.0 | \$0.00 | 0.0 | \$0.00 |
| Balm of Gilead | 0.0 | \$0.00 | 0.0 | \$0.00 | 199.0 | \$7.01 | 0.0 | \$0.00 | 0.0 | \$0.00 |
| Birch Species | 0.0 | \$0.00 | 4,757.0 | \$12.04 | 60.0 | \$5.00 | 0.0 | \$0.00 | 0.0 | \$0.00 |
| Ash Species | 0.0 | \$0.00 | 1,706.0 | \$10.60 | 0.0 | \$0.00 | 0.0 | \$0.00 | 0.0 | \$0.00 |
| Elm Species | 0.0 | \$0.00 | 0.0 | \$0.00 | 0.0 | \$0.00 | 0.0 | \$0.00 | 0.0 | \$0.00 |
| Oak Species | 0.0 | \$0.00 | 510.0 | \$24.22 | 15.0 | \$6.00 | 0.0 | \$0.00 | 0.0 | \$0.00 |
| Basswood | 0.0 | \$0.00 | 0.0 | \$0.00 | 0.0 | \$0.00 | 0.0 | \$0.00 | 0.0 | \$0.00 |
| Other Hardwoods | 0.0 | \$0.00 | 0.0 | \$0.00 | 788.0 | \$5.66 | 0.0 | \$0.00 | 0.0 | \$0.00 |
| Balsam Fir | 0.0 | \$0.00 | 0.0 | \$0.00 | 1,908.0 | \$7.08 | 0.0 | \$0.00 | 0.0 | \$0.00 |
| White Spruce | 0.0 | \$0.00 | 0.0 | \$0.00 | 1,386.0 | \$18.05 | 0.0 | \$0.00 | 0.0 | \$0.00 |
| Black Spruce | 0.0 | \$0.00 | 0.0 | \$0.00 | 512.0 | \$21.48 | 0.0 | \$0.00 | 0.0 | \$0.00 |
| Tamarack | 0.0 | \$0.00 | 0.0 | \$0.00 | 125.0 | \$4.32 | 0.0 | \$0.00 | 0.0 | \$0.00 |
| White Cedar | 0.0 | \$0.00 | 200.0 | \$12.64 | 0.0 | \$0.00 | 0.0 | \$0.00 | 0.0 | \$0.00 |
| Jack Pine | 0.0 | \$0.00 | 0.0 | \$0.00 | 0.0 | \$0.00 | 0.0 | \$0.00 | 0.0 | \$0.00 |
| Red Pine | 0.0 | \$0.00 | 0.0 | \$0.00 | 176.0 | \$11.70 | 0.0 | \$0.00 | 0.0 | \$0.00 |
| White Pine | 0.0 | \$0.00 | 350.0 | \$18.00 | 0.0 | \$0.00 | 0.0 | \$0.00 | 0.0 | \$0.00 |
| Maple Species | 0.0 | \$0.00 | 8,377.0 | \$12.11 | 0.0 | \$0.00 | 0.0 | \$0.00 | 0.0 | \$0.00 |
| Mixed Species | 0.0 | \$0.00 | 0.0 | \$0.00 | 30.0 | \$18.00 | 43.0 | \$4.00 | 0.0 | \$0.00 |
| Lake Co. All Species | 0.0 | \$0.00 | 15,900.0 | \$12.45 | 9,654.0 | \$17.14 | 43.0 | \$4.00 | 0.0 | \$0.00 |

Agency Name: Pine Co.

Reporting Period: 01/14 to 12/14

Reporting Basis: Appraisal Reports

| Species Name | Sawtimber | | Pulp and Bolts | | Pulpwood | | Fuelwood | | Biomass | |
|-----------------------------|------------|---------------|----------------|----------------|-----------------|----------------|------------|---------------|------------|---------------|
| | MBF | Avg Price | Cords | Avg Price | Cords | Avg Price | Cords | Avg Price | Tons | Avg Price |
| Aspen | 0.0 | \$0.00 | 0.0 | \$0.00 | 12,441.0 | \$40.92 | 0.0 | \$0.00 | 0.0 | \$0.00 |
| Balm of Gilead | 0.0 | \$0.00 | 0.0 | \$0.00 | 0.0 | \$0.00 | 0.0 | \$0.00 | 0.0 | \$0.00 |
| Birch Species | 0.0 | \$0.00 | 1,526.0 | \$19.90 | 0.0 | \$0.00 | 0.0 | \$0.00 | 0.0 | \$0.00 |
| Ash Species | 0.0 | \$0.00 | 1,296.0 | \$15.52 | 0.0 | \$0.00 | 0.0 | \$0.00 | 0.0 | \$0.00 |
| Elm Species | 0.0 | \$0.00 | 0.0 | \$0.00 | 0.0 | \$0.00 | 0.0 | \$0.00 | 0.0 | \$0.00 |
| Oak Species | 0.0 | \$0.00 | 763.0 | \$36.56 | 0.0 | \$0.00 | 0.0 | \$0.00 | 0.0 | \$0.00 |
| Basswood | 0.0 | \$0.00 | 279.0 | \$12.27 | 0.0 | \$0.00 | 0.0 | \$0.00 | 0.0 | \$0.00 |
| Other Hardwoods | 0.0 | \$0.00 | 120.0 | \$14.56 | 0.0 | \$0.00 | 0.0 | \$0.00 | 0.0 | \$0.00 |
| Balsam Fir | 0.0 | \$0.00 | 0.0 | \$0.00 | 0.0 | \$0.00 | 0.0 | \$0.00 | 0.0 | \$0.00 |
| White Spruce | 0.0 | \$0.00 | 0.0 | \$0.00 | 15.0 | \$8.00 | 0.0 | \$0.00 | 0.0 | \$0.00 |
| Black Spruce | 0.0 | \$0.00 | 0.0 | \$0.00 | 0.0 | \$0.00 | 0.0 | \$0.00 | 0.0 | \$0.00 |
| Tamarack | 0.0 | \$0.00 | 0.0 | \$0.00 | 0.0 | \$0.00 | 0.0 | \$0.00 | 0.0 | \$0.00 |
| White Cedar | 0.0 | \$0.00 | 0.0 | \$0.00 | 0.0 | \$0.00 | 0.0 | \$0.00 | 0.0 | \$0.00 |
| Jack Pine | 0.0 | \$0.00 | 0.0 | \$0.00 | 0.0 | \$0.00 | 0.0 | \$0.00 | 0.0 | \$0.00 |
| Red Pine | 0.0 | \$0.00 | 0.0 | \$0.00 | 0.0 | \$0.00 | 0.0 | \$0.00 | 0.0 | \$0.00 |
| White Pine | 0.0 | \$0.00 | 0.0 | \$0.00 | 0.0 | \$0.00 | 0.0 | \$0.00 | 0.0 | \$0.00 |
| Maple Species | 0.0 | \$0.00 | 1,897.0 | \$16.51 | 0.0 | \$0.00 | 0.0 | \$0.00 | 0.0 | \$0.00 |
| Mixed Species | 0.0 | \$0.00 | 0.0 | \$0.00 | 0.0 | \$0.00 | 0.0 | \$0.00 | 0.0 | \$0.00 |
| Pine Co. All Species | 0.0 | \$0.00 | 5,881.0 | \$19.53 | 12,456.0 | \$40.88 | 0.0 | \$0.00 | 0.0 | \$0.00 |

Agency Name: St. Louis Co.

Reporting Period: 01/14 to 12/14

Reporting Basis: Appraisal Reports

| Species Name | Sawtimber | | Pulp and Bolts | | Pulpwood | | Fuelwood | | Biomass | |
|----------------------------------|--------------|-----------------|-----------------|----------------|------------------|----------------|------------|---------------|------------|---------------|
| | MBF | Avg Price | Cords | Avg Price | Cords | Avg Price | Cords | Avg Price | Tons | Avg Price |
| Aspen | 0.0 | \$0.00 | 0.0 | \$0.00 | 85,715.0 | \$38.14 | 0.0 | \$0.00 | 0.0 | \$0.00 |
| Balm of Gilead | 0.0 | \$0.00 | 0.0 | \$0.00 | 1,942.0 | \$36.09 | 0.0 | \$0.00 | 0.0 | \$0.00 |
| Birch Species | 0.0 | \$0.00 | 24,534.0 | \$14.34 | 0.0 | \$0.00 | 0.0 | \$0.00 | 0.0 | \$0.00 |
| Ash Species | 0.0 | \$0.00 | 0.0 | \$0.00 | 4,036.0 | \$6.50 | 0.0 | \$0.00 | 0.0 | \$0.00 |
| Elm Species | 0.0 | \$0.00 | 0.0 | \$0.00 | 0.0 | \$0.00 | 0.0 | \$0.00 | 0.0 | \$0.00 |
| Oak Species | 0.0 | \$0.00 | 0.0 | \$0.00 | 0.0 | \$0.00 | 0.0 | \$0.00 | 0.0 | \$0.00 |
| Basswood | 0.0 | \$0.00 | 0.0 | \$0.00 | 1,185.0 | \$9.92 | 0.0 | \$0.00 | 0.0 | \$0.00 |
| Other Hardwoods | 0.0 | \$0.00 | 625.0 | \$20.00 | 0.0 | \$0.00 | 0.0 | \$0.00 | 0.0 | \$0.00 |
| Balsam Fir | 0.0 | \$0.00 | 0.0 | \$0.00 | 19,342.0 | \$9.54 | 0.0 | \$0.00 | 0.0 | \$0.00 |
| White Spruce | 0.0 | \$0.00 | 5,656.0 | \$31.81 | 0.0 | \$0.00 | 0.0 | \$0.00 | 0.0 | \$0.00 |
| Black Spruce | 0.0 | \$0.00 | 12,948.0 | \$30.55 | 0.0 | \$0.00 | 0.0 | \$0.00 | 0.0 | \$0.00 |
| Tamarack | 0.0 | \$0.00 | 0.0 | \$0.00 | 8,700.0 | \$4.07 | 0.0 | \$0.00 | 0.0 | \$0.00 |
| White Cedar | 0.0 | \$0.00 | 0.0 | \$0.00 | 0.0 | \$0.00 | 0.0 | \$0.00 | 0.0 | \$0.00 |
| Jack Pine | 0.0 | \$0.00 | 3,725.0 | \$33.10 | 0.0 | \$0.00 | 0.0 | \$0.00 | 0.0 | \$0.00 |
| Red Pine | 0.0 | \$0.00 | 4,888.0 | \$37.53 | 0.0 | \$0.00 | 0.0 | \$0.00 | 0.0 | \$0.00 |
| White Pine | 344.0 | \$126.21 | 0.0 | \$0.00 | 0.0 | \$0.00 | 0.0 | \$0.00 | 0.0 | \$0.00 |
| Maple Species | 0.0 | \$0.00 | 0.0 | \$0.00 | 13,570.0 | \$10.16 | 0.0 | \$0.00 | 0.0 | \$0.00 |
| Mixed Species | 0.0 | \$0.00 | 0.0 | \$0.00 | 0.0 | \$0.00 | 0.0 | \$0.00 | 0.0 | \$0.00 |
| St. Louis Co. All Species | 344.0 | \$126.21 | 52,376.0 | \$23.80 | 134,490.0 | \$27.77 | 0.0 | \$0.00 | 0.0 | \$0.00 |

Agency Name: Wadena Co.

Reporting Period: 01/14 to 12/14

Reporting Basis: Appraisal Reports

| Species Name | Sawtimber | | Pulp and Bolts | | Pulpwood | | Fuelwood | | Biomass | |
|-------------------------------|------------|---------------|----------------|----------------|-------------|----------------|------------|---------------|--------------|---------------|
| | MBF | Avg Price | Cords | Avg Price | Cords | Avg Price | Cords | Avg Price | Tons | Avg Price |
| Aspen | 0.0 | \$0.00 | 0.0 | \$0.00 | 18.0 | \$18.72 | 0.0 | \$0.00 | 0.0 | \$0.00 |
| Balm of Gilead | 0.0 | \$0.00 | 0.0 | \$0.00 | 0.0 | \$0.00 | 0.0 | \$0.00 | 0.0 | \$0.00 |
| Birch Species | 0.0 | \$0.00 | 0.0 | \$0.00 | 3.0 | \$8.67 | 0.0 | \$0.00 | 0.0 | \$0.00 |
| Ash Species | 0.0 | \$0.00 | 0.0 | \$0.00 | 0.0 | \$0.00 | 0.0 | \$0.00 | 0.0 | \$0.00 |
| Elm Species | 0.0 | \$0.00 | 0.0 | \$0.00 | 0.0 | \$0.00 | 0.0 | \$0.00 | 0.0 | \$0.00 |
| Oak Species | 0.0 | \$0.00 | 0.0 | \$0.00 | 0.0 | \$0.00 | 0.0 | \$0.00 | 0.0 | \$0.00 |
| Basswood | 0.0 | \$0.00 | 0.0 | \$0.00 | 0.0 | \$0.00 | 0.0 | \$0.00 | 0.0 | \$0.00 |
| Other Hardwoods | 0.0 | \$0.00 | 0.0 | \$0.00 | 0.0 | \$0.00 | 0.0 | \$0.00 | 0.0 | \$0.00 |
| Balsam Fir | 0.0 | \$0.00 | 0.0 | \$0.00 | 0.0 | \$0.00 | 0.0 | \$0.00 | 0.0 | \$0.00 |
| White Spruce | 0.0 | \$0.00 | 0.0 | \$0.00 | 0.0 | \$0.00 | 0.0 | \$0.00 | 0.0 | \$0.00 |
| Black Spruce | 0.0 | \$0.00 | 0.0 | \$0.00 | 0.0 | \$0.00 | 0.0 | \$0.00 | 0.0 | \$0.00 |
| Tamarack | 0.0 | \$0.00 | 0.0 | \$0.00 | 0.0 | \$0.00 | 0.0 | \$0.00 | 0.0 | \$0.00 |
| White Cedar | 0.0 | \$0.00 | 0.0 | \$0.00 | 0.0 | \$0.00 | 0.0 | \$0.00 | 0.0 | \$0.00 |
| Jack Pine | 0.0 | \$0.00 | 370.0 | \$22.45 | 0.0 | \$0.00 | 0.0 | \$0.00 | 0.0 | \$0.00 |
| Red Pine | 0.0 | \$0.00 | 0.0 | \$0.00 | 0.0 | \$0.00 | 0.0 | \$0.00 | 0.0 | \$0.00 |
| White Pine | 0.0 | \$0.00 | 0.0 | \$0.00 | 0.0 | \$0.00 | 0.0 | \$0.00 | 0.0 | \$0.00 |
| Maple Species | 0.0 | \$0.00 | 0.0 | \$0.00 | 0.0 | \$0.00 | 0.0 | \$0.00 | 0.0 | \$0.00 |
| Mixed Species | 0.0 | \$0.00 | 0.0 | \$0.00 | 0.0 | \$0.00 | 0.0 | \$0.00 | 200.0 | \$1.00 |
| Wadena Co. All Species | 0.0 | \$0.00 | 370.0 | \$22.45 | 21.0 | \$17.29 | 0.0 | \$0.00 | 200.0 | \$1.00 |

2014 MINNESOTA FEDERAL AGENCIES

Agency Name: USDI-BIA

Reporting Period: 01/14 to 12/14

Reporting Basis: Scale Receipts

| Species Name | Sawtimber | | Pulp and Bolts | | Pulpwood | | Fuelwood | | Biomass | |
|-----------------------------|--------------|-----------------|----------------|----------------|-----------------|----------------|--------------|---------------|-------------|---------------|
| | MBF | Avg Price | Cords | Avg Price | Cords | Avg Price | Cords | Avg Price | Tons | Avg Price |
| Aspen | 0.0 | \$0.00 | 0.0 | \$0.00 | 38,998.9 | \$17.17 | 0.0 | \$0.00 | 0.0 | \$0.00 |
| Balm of Gilead | 0.0 | \$0.00 | 0.0 | \$0.00 | 3,528.4 | \$16.86 | 0.0 | \$0.00 | 0.0 | \$0.00 |
| Birch Species | 0.0 | \$0.00 | 2.6 | \$12.31 | 1,342.1 | \$7.89 | 28.0 | \$3.21 | 18.0 | \$2.00 |
| Ash Species | 0.0 | \$0.00 | 58.3 | \$20.82 | 43.4 | \$5.09 | 248.3 | \$5.34 | 0.0 | \$0.00 |
| Elm Species | 0.0 | \$0.00 | 0.0 | \$0.00 | 0.0 | \$0.00 | 0.0 | \$0.00 | 0.0 | \$0.00 |
| Oak Species | 2.3 | \$79.13 | 10.1 | \$20.79 | 161.4 | \$6.13 | 64.6 | \$5.05 | 0.0 | \$0.00 |
| Basswood | 0.0 | \$0.00 | 0.0 | \$0.00 | 230.1 | \$6.89 | 0.0 | \$0.00 | 0.0 | \$0.00 |
| Other Hardwoods | 0.0 | \$0.00 | 0.0 | \$0.00 | 122.0 | \$6.39 | 380.0 | \$3.31 | 0.0 | \$0.00 |
| Balsam Fir | 0.0 | \$0.00 | 0.0 | \$0.00 | 1,859.9 | \$11.30 | 0.0 | \$0.00 | 0.0 | \$0.00 |
| White Spruce | 0.0 | \$0.00 | 249.0 | \$18.62 | 619.3 | \$15.53 | 0.0 | \$0.00 | 0.0 | \$0.00 |
| Black Spruce | 0.0 | \$0.00 | 42.9 | \$17.97 | 2,814.9 | \$13.78 | 0.0 | \$0.00 | 0.0 | \$0.00 |
| Tamarack | 0.0 | \$0.00 | 0.0 | \$0.00 | 1,035.8 | \$3.49 | 0.0 | \$0.00 | 0.0 | \$0.00 |
| White Cedar | 0.0 | \$0.00 | 5.5 | \$27.64 | 0.0 | \$0.00 | 0.0 | \$0.00 | 0.0 | \$0.00 |
| Jack Pine | 0.0 | \$0.00 | 791.2 | \$24.17 | 2,278.0 | \$16.95 | 57.1 | \$10.42 | 0.0 | \$0.00 |
| Red Pine | 85.8 | \$102.84 | 1,714.1 | \$26.68 | 953.4 | \$13.80 | 0.0 | \$0.00 | 0.0 | \$0.00 |
| White Pine | 56.6 | \$99.22 | 36.7 | \$25.78 | 180.0 | \$24.57 | 0.0 | \$0.00 | 0.0 | \$0.00 |
| Maple Species | 0.0 | \$0.00 | 0.0 | \$0.00 | 78.2 | \$8.01 | 0.0 | \$0.00 | 0.0 | \$0.00 |
| Mixed Species | 0.0 | \$0.00 | 0.0 | \$0.00 | 5.0 | \$12.00 | 195.1 | \$1.00 | 0.0 | \$0.00 |
| USDI-BIA All Species | 144.7 | \$101.05 | 2,910.4 | \$25.02 | 54,250.8 | \$16.10 | 973.1 | \$3.89 | 18.0 | \$2.00 |

Agency Name: Chippewa N.F.

Reporting Period: 10/13 to 09/14

Reporting Basis: Appraisal Reports

| Species Name | Sawtimber | | Pulp and Bolts | | Pulpwood | | Fuelwood | | Biomass | |
|----------------------------------|----------------|-----------------|-----------------|----------------|-----------------|----------------|----------------|---------------|----------------|---------------|
| | MBF | Avg Price | Cords | Avg Price | Cords | Avg Price | Cords | Avg Price | Tons | Avg Price |
| Aspen | 0.0 | \$0.00 | 0.0 | \$0.00 | 37,959.0 | \$29.68 | 0.0 | \$0.00 | 0.0 | \$0.00 |
| Balm of Gilead | 0.0 | \$0.00 | 0.0 | \$0.00 | 0.0 | \$0.00 | 0.0 | \$0.00 | 0.0 | \$0.00 |
| Birch Species | 0.0 | \$0.00 | 0.0 | \$0.00 | 0.0 | \$0.00 | 0.0 | \$0.00 | 0.0 | \$0.00 |
| Ash Species | 0.0 | \$0.00 | 0.0 | \$0.00 | 0.0 | \$0.00 | 0.0 | \$0.00 | 0.0 | \$0.00 |
| Elm Species | 0.0 | \$0.00 | 0.0 | \$0.00 | 0.0 | \$0.00 | 0.0 | \$0.00 | 0.0 | \$0.00 |
| Oak Species | 0.0 | \$0.00 | 0.0 | \$0.00 | 0.0 | \$0.00 | 0.0 | \$0.00 | 0.0 | \$0.00 |
| Basswood | 0.0 | \$0.00 | 0.0 | \$0.00 | 0.0 | \$0.00 | 0.0 | \$0.00 | 0.0 | \$0.00 |
| Other Hardwoods | 0.0 | \$0.00 | 2,436.0 | \$16.41 | 18,122.0 | \$15.12 | 0.0 | \$0.00 | 0.0 | \$0.00 |
| Balsam Fir | 0.0 | \$0.00 | 0.0 | \$0.00 | 3,717.0 | \$15.69 | 0.0 | \$0.00 | 0.0 | \$0.00 |
| White Spruce | 167.0 | \$70.02 | 1,072.0 | \$28.32 | 0.0 | \$0.00 | 0.0 | \$0.00 | 0.0 | \$0.00 |
| Black Spruce | 0.0 | \$0.00 | 0.0 | \$0.00 | 0.0 | \$0.00 | 0.0 | \$0.00 | 0.0 | \$0.00 |
| Tamarack | 0.0 | \$0.00 | 980.0 | \$15.65 | 0.0 | \$0.00 | 0.0 | \$0.00 | 0.0 | \$0.00 |
| White Cedar | 0.0 | \$0.00 | 0.0 | \$0.00 | 0.0 | \$0.00 | 0.0 | \$0.00 | 0.0 | \$0.00 |
| Jack Pine | 72.0 | \$89.56 | 0.0 | \$0.00 | 0.0 | \$0.00 | 0.0 | \$0.00 | 0.0 | \$0.00 |
| Red Pine | 9,327.0 | \$178.23 | 12,420.0 | \$34.80 | 0.0 | \$0.00 | 0.0 | \$0.00 | 0.0 | \$0.00 |
| White Pine | 0.0 | \$0.00 | 0.0 | \$0.00 | 0.0 | \$0.00 | 0.0 | \$0.00 | 0.0 | \$0.00 |
| Maple Species | 0.0 | \$0.00 | 0.0 | \$0.00 | 0.0 | \$0.00 | 0.0 | \$0.00 | 0.0 | \$0.00 |
| Mixed Species | 0.0 | \$0.00 | 0.0 | \$0.00 | 0.0 | \$0.00 | 1,246.0 | \$4.04 | 1,182.0 | \$0.20 |
| Chippewa N.F. All Species | 9,566.0 | \$175.67 | 16,908.0 | \$30.63 | 59,798.0 | \$24.40 | 1,246.0 | \$4.04 | 1,182.0 | \$0.20 |

Agency Name: Superior N.F.

Reporting Period: 10/13 to 09/14

Reporting Basis: Appraisal Reports

| Species Name | Sawtimber | | Pulp and Bolts | | Pulpwood | | Fuelwood | | Biomass | |
|----------------------------------|----------------|-----------------|----------------|----------------|-----------------|----------------|--------------|----------------|----------------|---------------|
| | MBF | Avg Price | Cords | Avg Price | Cords | Avg Price | Cords | Avg Price | Tons | Avg Price |
| Aspen | 0.0 | \$0.00 | 0.0 | \$0.00 | 37,504.0 | \$14.42 | 0.0 | \$0.00 | 0.0 | \$0.00 |
| Balm of Gilead | 0.0 | \$0.00 | 0.0 | \$0.00 | 0.0 | \$0.00 | 0.0 | \$0.00 | 0.0 | \$0.00 |
| Birch Species | 0.0 | \$0.00 | 498.0 | \$14.15 | 14,144.0 | \$7.52 | 0.0 | \$0.00 | 0.0 | \$0.00 |
| Ash Species | 0.0 | \$0.00 | 0.0 | \$0.00 | 0.0 | \$0.00 | 0.0 | \$0.00 | 0.0 | \$0.00 |
| Elm Species | 0.0 | \$0.00 | 0.0 | \$0.00 | 0.0 | \$0.00 | 0.0 | \$0.00 | 0.0 | \$0.00 |
| Oak Species | 0.0 | \$0.00 | 0.0 | \$0.00 | 0.0 | \$0.00 | 0.0 | \$0.00 | 0.0 | \$0.00 |
| Basswood | 0.0 | \$0.00 | 0.0 | \$0.00 | 0.0 | \$0.00 | 0.0 | \$0.00 | 0.0 | \$0.00 |
| Other Hardwoods | 0.0 | \$0.00 | 0.0 | \$0.00 | 0.0 | \$0.00 | 0.0 | \$0.00 | 0.0 | \$0.00 |
| Balsam Fir | 0.0 | \$0.00 | 0.0 | \$0.00 | 7,410.0 | \$5.78 | 0.0 | \$0.00 | 0.0 | \$0.00 |
| White Spruce | 826.0 | \$59.06 | 0.0 | \$0.00 | 468.0 | \$5.53 | 0.0 | \$0.00 | 0.0 | \$0.00 |
| Black Spruce | 0.0 | \$0.00 | 0.0 | \$0.00 | 9,114.0 | \$12.70 | 0.0 | \$0.00 | 0.0 | \$0.00 |
| Tamarack | 0.0 | \$0.00 | 0.0 | \$0.00 | 690.0 | \$5.50 | 0.0 | \$0.00 | 0.0 | \$0.00 |
| White Cedar | 0.0 | \$0.00 | 0.0 | \$0.00 | 0.0 | \$0.00 | 0.0 | \$0.00 | 0.0 | \$0.00 |
| Jack Pine | 0.0 | \$0.00 | 3,124.0 | \$14.31 | 0.0 | \$0.00 | 0.0 | \$0.00 | 0.0 | \$0.00 |
| Red Pine | 3,595.0 | \$111.64 | 0.0 | \$0.00 | 6,014.0 | \$12.96 | 0.0 | \$0.00 | 0.0 | \$0.00 |
| White Pine | 0.0 | \$0.00 | 0.0 | \$0.00 | 258.0 | \$11.38 | 0.0 | \$0.00 | 0.0 | \$0.00 |
| Maple Species | 0.0 | \$0.00 | 0.0 | \$0.00 | 1,746.0 | \$6.29 | 0.0 | \$0.00 | 0.0 | \$0.00 |
| Mixed Species | 0.0 | \$0.00 | 0.0 | \$0.00 | 2,922.0 | \$10.45 | 260.0 | \$10.00 | 1,946.0 | \$0.50 |
| Superior N.F. All Species | 4,421.0 | \$101.82 | 3,622.0 | \$14.29 | 80,270.0 | \$11.64 | 260.0 | \$10.00 | 1,946.0 | \$0.50 |

MINNESOTA DEPARTMENT OF NATURAL RESOURCES - FORESTRY

Agency Name: MNDNR Forestry

Reporting Period: 01/14 to 12/14

Reporting Basis: Appraisal Reports

| <u>Species Name</u> | <u>Sawtimber</u> | | <u>Pulp and Bolts</u> | | <u>Pulpwood</u> | | <u>Fuelwood</u> | | <u>Biomass</u> | |
|-----------------------------------|------------------|------------------|-----------------------|------------------|------------------|------------------|-----------------|------------------|-----------------|------------------|
| | <u>MBF</u> | <u>Avg Price</u> | <u>Cords</u> | <u>Avg Price</u> | <u>Cords</u> | <u>Avg Price</u> | <u>Cords</u> | <u>Avg Price</u> | <u>Tons</u> | <u>Avg Price</u> |
| Aspen | 0.0 | \$0.00 | 12,298.0 | \$39.18 | 450,594.2 | \$30.10 | 15.0 | \$1.87 | 835.0 | \$4.74 |
| Balm of Gilead | 0.0 | \$0.00 | 0.0 | \$0.00 | 0.0 | \$0.00 | 0.0 | \$0.00 | 0.0 | \$0.00 |
| Birch Species | 4.6 | \$34.85 | 13,388.0 | \$18.55 | 21,953.3 | \$10.89 | 0.0 | \$0.00 | 0.0 | \$0.00 |
| Ash Species | 12.3 | \$42.13 | 0.0 | \$0.00 | 13,131.3 | \$7.31 | 66.5 | \$3.09 | 0.0 | \$0.00 |
| Elm Species | 5.5 | \$42.19 | 0.0 | \$0.00 | 11.0 | \$2.84 | 0.0 | \$0.00 | 0.0 | \$0.00 |
| Oak Species | 988.6 | \$531.87 | 18,186.0 | \$20.84 | 3,611.6 | \$13.69 | 332.5 | \$4.38 | 0.0 | \$0.00 |
| Basswood | 175.0 | \$73.67 | 45.0 | \$15.30 | 10,319.5 | \$8.82 | 0.0 | \$0.00 | 0.0 | \$0.00 |
| Other Hardwoods | 95.3 | \$66.14 | 23,301.0 | \$16.46 | 22,018.0 | \$11.23 | 61.2 | \$6.30 | 0.0 | \$0.00 |
| Balsam Fir | 0.0 | \$0.00 | 8,719.8 | \$16.38 | 31,062.6 | \$11.07 | 33.1 | \$2.06 | 0.0 | \$0.00 |
| White Spruce | 0.0 | \$0.00 | 21,554.0 | \$29.20 | 23,241.7 | \$16.77 | 12.9 | \$2.00 | 0.0 | \$0.00 |
| Black Spruce | 0.0 | \$0.00 | 11,907.0 | \$23.58 | 34,927.8 | \$15.79 | 0.0 | \$0.00 | 0.0 | \$0.00 |
| Tamarack | 0.0 | \$0.00 | 0.0 | \$0.00 | 51,552.9 | \$5.55 | 6,159.9 | \$2.51 | 98.0 | \$1.00 |
| White Cedar | 0.0 | \$0.00 | 0.0 | \$0.00 | 1,124.8 | \$5.20 | 0.0 | \$0.00 | 0.0 | \$0.00 |
| Jack Pine | 0.0 | \$0.00 | 25,904.0 | \$32.58 | 2,330.0 | \$10.66 | 497.3 | \$2.15 | 272.6 | \$1.00 |
| Red Pine | 619.2 | \$190.78 | 55,101.4 | \$47.68 | 2,473.1 | \$5.96 | 40.0 | \$2.75 | 0.0 | \$0.00 |
| White Pine | 235.7 | \$76.74 | 1,422.7 | \$26.63 | 12.8 | \$13.19 | 0.0 | \$0.00 | 0.0 | \$0.00 |
| Maple Species | 25.4 | \$427.76 | 11,931.6 | \$14.22 | 4,957.9 | \$9.31 | 0.0 | \$0.00 | 625.0 | \$1.00 |
| Mixed Species | 0.0 | \$0.00 | 0.0 | \$0.00 | 0.0 | \$0.00 | 0.0 | \$0.00 | 49,422.0 | \$1.06 |
| MNDNR Forestry All Species | 2,161.6 | \$320.60 | 203,758.5 | \$30.55 | 673,322.5 | \$23.68 | 7,218.4 | \$2.60 | 51,252.6 | \$1.12 |