



June 18, 2014

M
I
N
N
E
S
O
T
A

2013 Public Stumpage Price Review and Price Indices

Download from Minnesota DNR – Forestry at URL:

<http://www.dnr.state.mn.us/forestry/timbersales/stumpage.html>

Highlights

In 2013, stumpage sold by public agencies totaled 1.70 million cords with a bid value of \$37.8 million as compared to 2012 with 1.69 million cords sold with a bid value of \$37.1 million, a year-over-year volume increase of 0.01 million cords or 0.5 percent and a year-over-year revenue increase of \$0.7 million or 1.8 percent.

Average public stumpage prices received for all-species cord products declined to \$21.04 per cord in 2013 from \$21.57 per cord in 2012, a decrease of 2.5 percent.

In 2013, the average public agency aspen cord product stumpage price received was \$24.99 per cord as compared to \$25.58 per cord in 2012 (Figure 1).

The average red & white pine pulp & bolts stumpage price was \$40.38 per cord in 2013 as compared to \$31.23 per cord in 2012, a year-over-year increase of \$9.15 per cord or 29.3 percent (Figure 2).

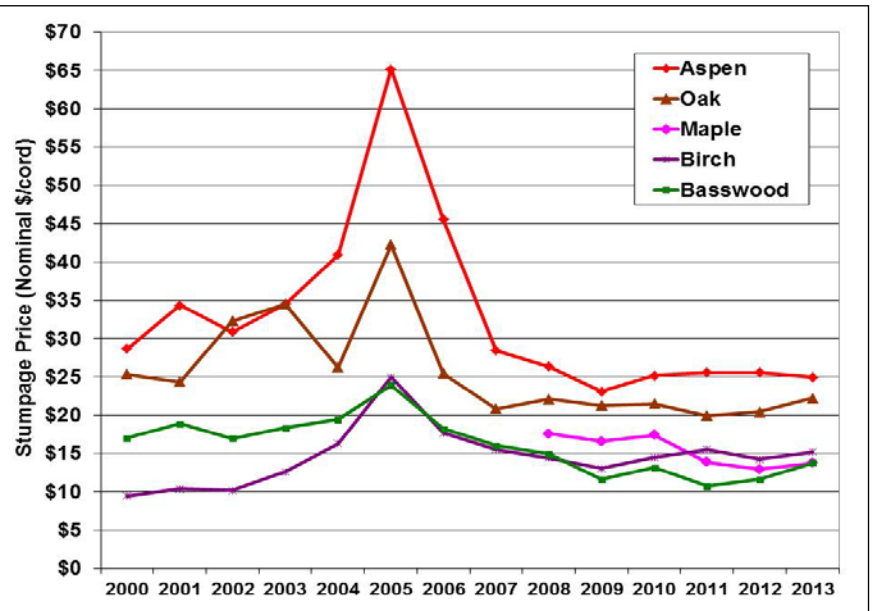


Figure 1. Hardwood pulp & bolts prices, nominal dollars per cord.

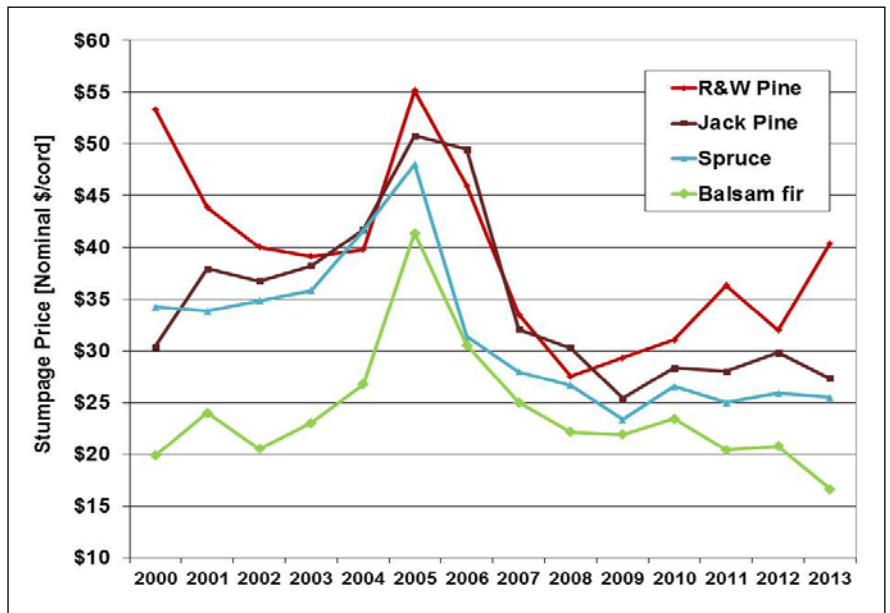


Figure 2. Softwood pulp & bolts prices, nominal dollars per cord.

Highlights - continued

In 2013, a total 23.0 Mmbf of sawtimber was sold by public agencies as compared to 16.1 Mmbf sold in 2012, a year-over-year volume increase of 43 percent.

The all-species average public agency sawtimber stumpage price was \$130.39 per Mbf in 2013 as compared to \$121.59 per Mbf in 2012, a year-over-year price increase of \$8.80 per Mbf or 7.2 percent (Figure 3).

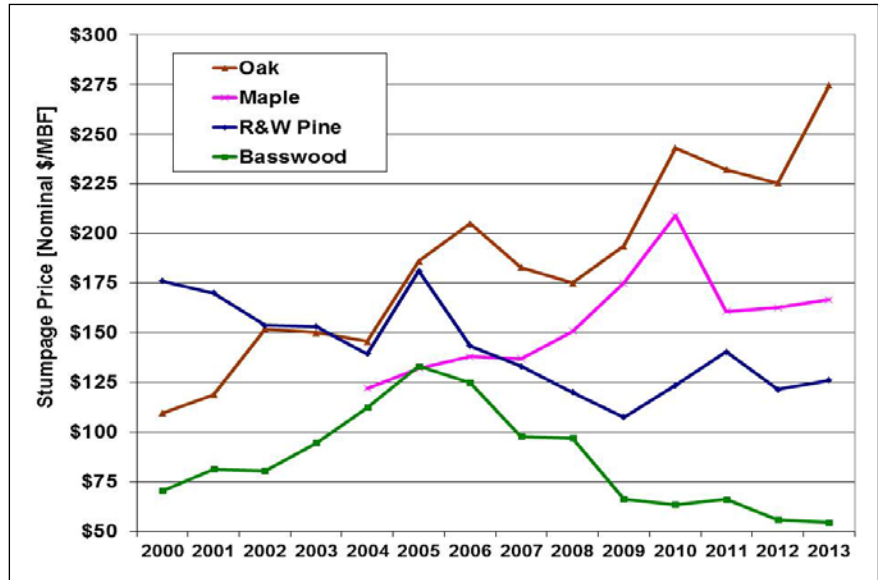


Figure 3. Sawtimber stumpage prices, nominal dollars per Mbf.

Chained Dollar Stumpage Price Indices

Using the Implicit Price Deflator for Gross Domestic Product (GDP) as baseline inflation (base year 2000=100), the all-agencies all-species Pulpwood Composite Price Index decreased 4.4 percent year-over-year from 100.2 in 2012 to 95.8 in 2013. The Pulp & Bolts Composite Price Index increased 11.1 percent year-over-year from 93.6 in 2012 to 104.0 in 2013. The Mbf Composite Price Index increased 7.2 percent year-over-year from 113.6 in 2012 to 121.9 in 2013 (Figure 4).

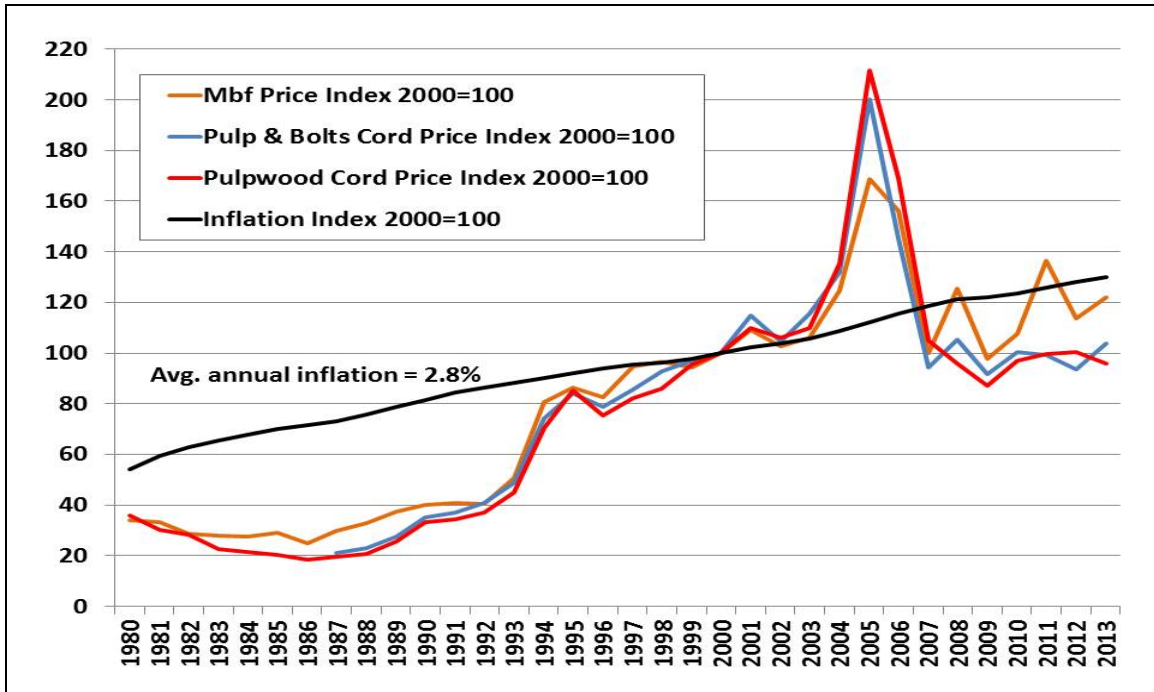


Figure 4. Inflation and Public Stumpage Price Indices, 1980 – 2013.

For information about the Minnesota Stumpage Price Review, contact: Don Deckard, State Forest Economist, Minnesota Department of Natural Resources, Division of Forestry, 500 Lafayette Road - Box 44, St. Paul, Minnesota 55155-4044. Email: donald.deckard@state.mn.us; Office: (651) 259-5287.

Methods and Definitions

Methods

This report contains average stumpage prices received by all Minnesota public agencies for the following product classifications: sawtimber, pulp & bolts, pulpwood, fuelwood, and biomass. Information presented may be useful for determining the total volume and value of stumpage sold and for comparing relative volumes and values of stumpage sold during the reporting period by public agencies in Minnesota.

Public agencies have different fiscal years. The reporting period for each agency is included as part of the agencies information. The fiscal year used by the counties is the same as the calendar year. Federal agencies (USFS and BIA) fiscal year runs from October 1 – September 30. The state's (Minnesota DNR Forestry) fiscal year runs from July 1 – June 30, but to make the data reported more consistent with the other agencies, the time period for state data included in the report is for **CY2013**. Some agencies report their data based on timber appraisal estimates from timber sales sold, while others report based on actual scale receipts from timber harvested and scaled. The reporting basis for each agency is noted in the report.

DISCLAIMER: The timber sales data includes different products and units of measure by species. Reported volumes and values are adjusted to account for variability in product specifications at the discretion of the state forest economist. The reader should use caution when comparing the prices shown in this report with actual prices received or expected on any specific timber sale. Individual sale prices may vary significantly from the averages shown in this report because of variability in both economic and physical conditions.

Definitions

Average price: volume weighted (mean) total value divided by total volume for each listed species and product classification.

Biomass: logging residues including tops, limbs, and cull pieces reported in green tons.

Board foot: a piece of wood 1" thick by 12" long by 12" wide.

Bolt: short length log, in the Lake States usually 100" in length with minimum 6" top diameter.

Depending on species and quality, may be suitable for the production of dimensional lumber (2x4s), industrial grade lumber (pallets), for manufacturing turned forest products, or for peeling.

Inflation Index: Base year 2000=100, indexed to general price changes as measured by the Implicit Price Deflator for Gross Domestic Product (GDP) compiled by the U.S. Department of Commerce, Bureau of Economic Analysis.

Cord: cubic volume measure 4-feet wide by 4-feet high by 8-feet in length, or equivalent containing 128 cubic feet of well stacked roundwood, including bark and air space; 79 cubic feet solid wood.

Mbf: one thousand board feet; stumpage volume measured using **Scribner** log or tree scale.

Mbf Composite Price Index: Base year 2000=100, volume weighted (total all-species MBF value divided by total all-species MBF volume) sawtimber price index.

Mmbf: one million board feet; stumpage volume measured using **Scribner** log or tree scale

Pulpwood: stem suitable for fiber used for paper and oriented strand board (OSB) manufacturing.

Pulpwood Composite Price Index: Base year 2000=100, volume weighted (total all-species pulpwood value divided by total all-species pulpwood volume) price index.

Pulp & Bolts: stem containing the mixed products of pulpwood and bolts.

Pulp & Bolts Composite Price Index: Base year 2000=100, volume weighted (total all-species pulp & bolts value divided by total all-species pulp & bolts volume) price index.

Sawtimber: stem suitable for production of graded boards and/or dimension lumber.

Stumpage: value paid to a landowner to harvest standing timber.

2013 SUMMARY TABLE – ALL MINNESOTA PUBLIC AGENCIES

All Agencies

Reporting Period: 2013

Reporting Basis: Multiple

All Agencies Species Name	Sawtimber		Pulp and Bolts		Pulpwood		Fuelwood		Biomass	
	MBF	Avg Price	Cords	Avg Price	Cords	Avg Price	Cords	Avg Price	Tons	Avg Price
Aspen	388.2	\$53.12	0.0	\$0.00	838,454.2	\$24.99	38.5	\$2.26	45.0	\$1.00
Balm of Gilead	0.0	\$0.00	0.0	\$0.00	10,395.0	\$20.56	20.0	\$7.50	0.0	\$0.00
Birch Species	244.6	\$36.97	29,422.6	\$15.17	84,749.1	\$8.44	4.0	\$8.50	0.0	\$0.00
Ash Species	161.7	\$34.06	5,623.7	\$15.81	19,782.9	\$6.62	10.0	\$2.00	0.0	\$0.00
Elm Species	16.3	\$41.41	0.0	\$0.00	58.0	\$3.09	0.0	\$0.00	0.0	\$0.00
Oak Species	1,729.8	\$274.54	39,019.1	\$22.20	9,433.1	\$15.44	202.0	\$8.14	0.0	\$0.00
Basswood	622.0	\$54.44	9,939.5	\$13.78	13,395.7	\$9.16	1.0	\$10.00	0.0	\$0.00
Other Hardwoods	387.4	\$28.56	1,760.0	\$14.32	53,778.5	\$10.59	1,474.7	\$4.98	0.0	\$0.00
Balsam Fir	37.0	\$66.51	18,716.0	\$16.65	57,150.4	\$9.86	100.0	\$3.23	0.0	\$0.00
White Spruce	26.3	\$87.57	13,855.3	\$25.48	45,703.1	\$17.57	5.0	\$2.00	60.0	\$1.00
Black Spruce	0.0	\$0.00	8,642.6	\$24.65	92,389.9	\$19.22	0.0	\$0.00	76.0	\$1.00
Tamarack	0.0	\$0.00	715.0	\$12.75	44,755.6	\$5.05	2,260.0	\$2.79	0.0	\$0.00
White Cedar	0.0	\$0.00	0.0	\$0.00	515.1	\$7.86	6,749.0	\$0.00	0.0	\$0.00
Jack Pine	24.0	\$112.00	40,859.1	\$27.31	9,670.6	\$13.50	625.9	\$2.36	82.0	\$1.00
Red Pine	18,329.5	\$127.10	84,289.1	\$40.48	43,503.9	\$15.50	12.7	\$1.42	89.0	\$1.30
White Pine	829.0	\$112.79	2,512.7	\$36.90	1,008.1	\$13.01	0.0	\$0.00	0.0	\$0.00
Maple Species (1)	233.6	\$70.92	17,149.1	\$13.76	38,257.5	\$9.91	19.0	\$9.26	0.0	\$0.00
Mixed Species	0.0	\$0.00	0.0	\$0.00	0.0	\$0.00	5,594.8	\$4.18	92,014.1	\$1.03
All Agencies All Species	23,029.4	\$130.39	272,503.8	\$26.82	1,363,000.7	\$20.12	17,116.6	\$2.40	92,366.1	\$1.03

(1) Includes Sugar Maple (62.9 Mbf at \$166.65 per Mbf and Silver Maple (170.7 Mbf at \$35.70 per Mbf).

The Public Stumpage Price Review is compiled by the Division of Forestry in cooperation with all other public land management agencies in Minnesota. Distribution is 100 percent electronic and is available for download from the DNR website along with reports from previous years.

2013 MINNESOTA COUNTIES

Aitkin County

Reporting Period: 01/13 to 12/13

Reporting Basis: Appraisal Reports

<u>Species Name</u>	Sawtimber		Pulp and Bolts		Pulpwood		Fuelwood		Biomass	
	<u>MBF</u>	<u>Avg Price</u>	<u>Cords</u>	<u>Avg Price</u>	<u>Cords</u>	<u>Avg Price</u>	<u>Cords</u>	<u>Avg Price</u>	<u>Tons</u>	<u>Avg Price</u>
Aspen	388.2	\$53.12	0.0	\$0.00	20,811.5	\$25.87	0.0	\$0.00	0.0	\$0.00
Balm of Gilead	0.0	\$0.00	0.0	\$0.00	0.0	\$0.00	0.0	\$0.00	0.0	\$0.00
Birch Species	185.1	\$34.16	3,052.8	\$13.40	0.0	\$0.00	0.0	\$0.00	0.0	\$0.00
Ash Species	143.7	\$34.74	1,482.7	\$11.72	0.0	\$0.00	0.0	\$0.00	0.0	\$0.00
Elm Species	0.0	\$0.00	0.0	\$0.00	0.0	\$0.00	0.0	\$0.00	0.0	\$0.00
Oak Species	532.7	\$74.77	1,746.6	\$22.27	0.0	\$0.00	167.0	\$8.00	0.0	\$0.00
Basswood	529.5	\$52.27	1,216.5	\$13.97	0.0	\$0.00	1.0	\$10.00	0.0	\$0.00
Other Hardwoods	264.0	\$27.53	0.0	\$0.00	5,071.0	\$11.25	835.0	\$6.48	0.0	\$0.00
Balsam Fir	0.0	\$0.00	780.0	\$22.30	0.0	\$0.00	0.0	\$0.00	0.0	\$0.00
White Spruce	0.0	\$0.00	0.0	\$0.00	300.0	\$21.26	0.0	\$0.00	0.0	\$0.00
Black Spruce	0.0	\$0.00	0.0	\$0.00	39.9	\$12.98	0.0	\$0.00	0.0	\$0.00
Tamarack	0.0	\$0.00	0.0	\$0.00	945.0	\$4.31	0.0	\$0.00	0.0	\$0.00
White Cedar	0.0	\$0.00	0.0	\$0.00	0.0	\$0.00	0.0	\$0.00	0.0	\$0.00
Jack Pine	0.0	\$0.00	0.0	\$0.00	15.0	\$15.00	0.0	\$0.00	0.0	\$0.00
Red Pine	0.0	\$0.00	670.0	\$24.29	0.0	\$0.00	0.0	\$0.00	0.0	\$0.00
White Pine	0.0	\$0.00		\$0.00		\$0.00	0.0	\$0.00	0.0	\$0.00
Maple Species	0.0	\$0.00	72.9	\$18.48	5,409.2	\$11.62	0.0	\$0.00	0.0	\$0.00
Mixed Species	0.0	\$0.00	0.0	\$0.00	0.0	\$0.00	0.0	\$0.00	0.0	\$0.00
Aitkin Co. All Species	2,043.2	\$52.23	9,021.5	\$16.54	32,591.6	\$20.54	1,003.0	\$6.73	0.0	\$0.00

Becker County

Reporting Period: 01/13 to 12/13

Reporting Basis: Appraisal Reports

Species Name	Sawtimber		Pulp and Bolts		Pulpwood		Fuelwood		Biomass	
	MBF	Avg Price	Cords	Avg Price	Cords	Avg Price	Cords	Avg Price	Tons	Avg Price
Aspen	0.0	\$0.00	0.0	\$0.00	10,302.0	\$28.00	0.0	\$0.00	0.0	\$0.00
Balm of Gilead	0.0	\$0.00	0.0	\$0.00	10.0	\$25.20	0.0	\$0.00	0.0	\$0.00
Birch Species	0.0	\$0.00	1,039.0	\$12.02	0.0	\$0.00	0.0	\$0.00	0.0	\$0.00
Ash Species	0.0	\$0.00	0.0	\$0.00	0.0	\$0.00	0.0	\$0.00	0.0	\$0.00
Elm Species	0.0	\$0.00	0.0	\$0.00	0.0	\$0.00	0.0	\$0.00	0.0	\$0.00
Oak Species	0.0	\$0.00	204.0	\$16.66	0.0	\$0.00	0.0	\$0.00	0.0	\$0.00
Basswood	0.0	\$0.00	0.0	\$0.00	62.0	\$9.37	0.0	\$0.00	0.0	\$0.00
Other Hardwoods	0.0	\$0.00	0.0	\$0.00	0.0	\$0.00	0.0	\$0.00	0.0	\$0.00
Balsam Fir	0.0	\$0.00	160.0	\$15.84	0.0	\$0.00	0.0	\$0.00	0.0	\$0.00
White Spruce	0.0	\$0.00	78.0	\$33.06	0.0	\$0.00	0.0	\$0.00	0.0	\$0.00
Black Spruce	0.0	\$0.00	0.0	\$0.00	0.0	\$0.00	0.0	\$0.00	0.0	\$0.00
Tamarack	0.0	\$0.00	0.0	\$0.00	0.0	\$0.00	0.0	\$0.00	0.0	\$0.00
White Cedar	0.0	\$0.00	0.0	\$0.00	0.0	\$0.00	0.0	\$0.00	0.0	\$0.00
Jack Pine	0.0	\$0.00	1,111.0	\$25.00	0.0	\$0.00	0.0	\$0.00	0.0	\$0.00
Red Pine	0.0	\$0.00	401.0	\$19.85	0.0	\$0.00	0.0	\$0.00	0.0	\$0.00
White Pine	0.0	\$0.00	0.0	\$0.00	0.0	\$0.00	0.0	\$0.00	0.0	\$0.00
Maple Species	0.0	\$0.00	0.0	\$0.00	45.0	\$9.62	12.0	\$10.00	0.0	\$0.00
Mixed Species	0.0	\$0.00	0.0	\$0.00	0.0	\$0.00	0.0	\$0.00	0.0	\$0.00
Becker Co. All Species	0.0	\$0.00	2,993.0	\$18.95	10,419.0	\$27.81	12.0	\$10.00	0.0	\$0.00

Beltrami County

Reporting Period: 01/13 to 12/13

Reporting Basis: Appraisal Reports

<u>Species Name</u>	<u>Sawtimber</u>		<u>Pulp and Bolts</u>		<u>Pulpwood</u>		<u>Fuelwood</u>		<u>Biomass</u>	
	<u>MBF</u>	<u>Avg Price</u>	<u>Cords</u>	<u>Avg Price</u>	<u>Cords</u>	<u>Avg Price</u>	<u>Cords</u>	<u>Avg Price</u>	<u>Tons</u>	<u>Avg Price</u>
Aspen	0.0	\$0.00	0.0	\$0.00	14,546.0	\$29.83	0.0	\$0.00	0.0	\$0.00
Balm of Gilead	0.0	\$0.00	0.0	\$0.00	1,187.0	\$26.73	0.0	\$0.00	0.0	\$0.00
Birch Species	0.0	\$0.00	2,588.0	\$16.77	0.0	\$0.00	0.0	\$0.00	0.0	\$0.00
Ash Species	0.0	\$0.00	576.0	\$13.08	545.0	\$7.86	0.0	\$0.00	0.0	\$0.00
Elm Species	0.0	\$0.00	0.0	\$0.00	0.0	\$0.00	0.0	\$0.00	0.0	\$0.00
Oak Species	0.0	\$0.00	0.0	\$0.00	400.5	\$15.14	0.0	\$0.00	0.0	\$0.00
Basswood	0.0	\$0.00	0.0	\$0.00	1,398.0	\$9.78	0.0	\$0.00	0.0	\$0.00
Other Hardwoods	0.0	\$0.00	0.0	\$0.00	301.0	\$6.56	0.0	\$0.00	0.0	\$0.00
Balsam Fir	0.0	\$0.00	0.0	\$0.00	1,954.0	\$14.38	0.0	\$0.00	0.0	\$0.00
White Spruce	0.0	\$0.00	20.0	\$20.00	103.0	\$14.49	0.0	\$0.00	0.0	\$0.00
Black Spruce	0.0	\$0.00	0.0	\$0.00	181.0	\$13.21	0.0	\$0.00	0.0	\$0.00
Tamarack	0.0	\$0.00	0.0	\$0.00	335.0	\$8.61	0.0	\$0.00	0.0	\$0.00
White Cedar	0.0	\$0.00	0.0	\$0.00	0.0	\$0.00	0.0	\$0.00	0.0	\$0.00
Jack Pine	0.0	\$0.00	3,278.0	\$36.41	280.0	\$21.50	0.0	\$0.00	0.0	\$0.00
Red Pine	211.0	\$192.52	6,683.0	\$54.42	900.0	\$9.39	0.0	\$0.00	0.0	\$0.00
White Pine	0.0	\$0.00	135.0	\$49.50	125.0	\$16.38	0.0	\$0.00	0.0	\$0.00
Maple Species	0.0	\$0.00	1,074.0	\$17.18	0.0	\$0.00	0.0	\$0.00	0.0	\$0.00
Mixed Species	0.0	\$0.00	0.0	\$0.00	0.0	\$0.00	440.0	\$2.00	0.0	\$0.00
Beltrami Co. All Species	211.0	\$192.52	14,354.0	\$38.98	22,255.5	\$24.40	440.0	\$2.00	0.0	\$0.00

Carlton County

Reporting Period: 01/13 to 12/13

Reporting Basis: Appraisal Reports

<u>Species Name</u>	<u>Sawtimber</u>		<u>Pulp and Bolts</u>		<u>Pulpwood</u>		<u>Fuelwood</u>		<u>Biomass</u>	
	<u>MBF</u>	<u>Avg Price</u>	<u>Cords</u>	<u>Avg Price</u>	<u>Cords</u>	<u>Avg Price</u>	<u>Cords</u>	<u>Avg Price</u>	<u>Tons</u>	<u>Avg Price</u>
Aspen	0.0	\$0.00	0.0	\$0.00	8,715.0	\$31.23	0.0	\$0.00	0.0	\$0.00
Balm of Gilead	0.0	\$0.00	0.0	\$0.00	0.0	\$0.00	0.0	\$0.00	0.0	\$0.00
Birch Species	0.0	\$0.00	800.0	\$17.74	0.0	\$0.00	0.0	\$0.00	0.0	\$0.00
Ash Species	0.0	\$0.00	0.0	\$0.00	0.0	\$0.00	0.0	\$0.00	0.0	\$0.00
Elm Species	0.0	\$0.00	0.0	\$0.00	0.0	\$0.00	0.0	\$0.00	0.0	\$0.00
Oak Species	0.0	\$0.00	115.0	\$19.20	0.0	\$0.00	0.0	\$0.00	0.0	\$0.00
Basswood	0.0	\$0.00	0.0	\$0.00	0.0	\$0.00	0.0	\$0.00	0.0	\$0.00
Other Hardwoods	0.0	\$0.00	0.0	\$0.00	1,060.0	\$9.08	0.0	\$0.00	0.0	\$0.00
Balsam Fir	0.0	\$0.00	0.0	\$0.00	345.0	\$11.51	0.0	\$0.00	0.0	\$0.00
White Spruce	0.0	\$0.00	0.0	\$0.00	0.0	\$0.00	0.0	\$0.00	0.0	\$0.00
Black Spruce	0.0	\$0.00	0.0	\$0.00	270.0	\$15.00	0.0	\$0.00	0.0	\$0.00
Tamarack	0.0	\$0.00	0.0	\$0.00	0.0	\$0.00	0.0	\$0.00	0.0	\$0.00
White Cedar	0.0	\$0.00	0.0	\$0.00	0.0	\$0.00	0.0	\$0.00	0.0	\$0.00
Jack Pine	0.0	\$0.00	0.0	\$0.00	0.0	\$0.00	0.0	\$0.00	0.0	\$0.00
Red Pine	0.0	\$0.00	4,095.0	\$33.93	0.0	\$0.00	0.0	\$0.00	0.0	\$0.00
White Pine	0.0	\$0.00	0.0	\$0.00	0.0	\$0.00	0.0	\$0.00	0.0	\$0.00
Maple Species	0.0	\$0.00	355.0	\$17.39	0.0	\$0.00	0.0	\$0.00	0.0	\$0.00
Mixed Species	0.0	\$0.00	0.0	\$0.00	0.0	\$0.00	0.0	\$0.00	0.0	\$0.00
Carlton Co. All Species	0.0	\$0.00	5,365.0	\$30.11	10,390.0	\$27.89	0.0	\$0.00	0.0	\$0.00

Cass County

Reporting Period: 01/13 to 12/13

Reporting Basis: Appraisal Reports

Species Name	Sawtimber		Pulp and Bolts		Pulpwood		Fuelwood		Biomass	
	MBF	Avg Price	Cords	Avg Price	Cords	Avg Price	Cords	Avg Price	Tons	Avg Price
Aspen	0.0	\$0.00	0.0	\$0.00	33,504.0	\$22.18	0.0	\$0.00	0.0	\$0.00
Balm of Gilead	0.0	\$0.00	0.0	\$0.00	107.0	\$7.94	0.0	\$0.00	0.0	\$0.00
Birch Species	0.0	\$0.00	12,989.0	\$14.23	0.0	\$0.00	0.0	\$0.00	0.0	\$0.00
Ash Species	0.0	\$0.00	0.0	\$0.00	780.0	\$8.29	0.0	\$0.00	0.0	\$0.00
Elm Species	0.0	\$0.00	0.0	\$0.00	0.0	\$0.00	0.0	\$0.00	0.0	\$0.00
Oak Species	0.0	\$0.00	14,903.0	\$22.74	0.0	\$0.00	0.0	\$0.00	0.0	\$0.00
Basswood	0.0	\$0.00	0.0	\$0.00	4,233.0	\$10.22	0.0	\$0.00	0.0	\$0.00
Other Hardwoods	0.0	\$0.00	0.0	\$0.00	0.0	\$0.00	0.0	\$0.00	0.0	\$0.00
Balsam Fir	0.0	\$0.00	0.0	\$0.00	870.0	\$12.36	0.0	\$0.00	0.0	\$0.00
White Spruce	0.0	\$0.00	0.0	\$0.00	369.0	\$18.45	0.0	\$0.00	0.0	\$0.00
Black Spruce	0.0	\$0.00	0.0	\$0.00	43.0	\$16.09	0.0	\$0.00	0.0	\$0.00
Tamarack	0.0	\$0.00	0.0	\$0.00	49.0	\$3.51	0.0	\$0.00	0.0	\$0.00
White Cedar	0.0	\$0.00	0.0	\$0.00	0.0	\$0.00	0.0	\$0.00	0.0	\$0.00
Jack Pine	0.0	\$0.00	2,531.0	\$21.58	267.0	\$10.08	0.0	\$0.00	0.0	\$0.00
Red Pine	277.0	\$111.05	600.0	\$25.84	7.0	\$16.86	0.0	\$0.00	0.0	\$0.00
White Pine	28.1	\$117.44	41.5	\$21.86	0.0	\$0.00	0.0	\$0.00	0.0	\$0.00
Maple Species	0.0	\$0.00	7,701.0	\$12.56	0.0	\$0.00	0.0	\$0.00	0.0	\$0.00
Mixed Species	0.0	\$0.00	0.0	\$0.00	0.0	\$0.00	490.0	\$2.50	0.0	\$0.00
Cass Co. All Species	305.1	\$111.64	38,765.5	\$17.84	40,229.0	\$20.26	490.0	\$2.50	0.0	\$0.00

Clearwater County

Reporting Period: 01/13 to 12/13

Reporting Basis: Appraisal Reports

Species Name	Sawtimber		Pulp and Bolts		Pulpwood		Fuelwood		Biomass	
	MBF	Avg Price	Cords	Avg Price	Cords	Avg Price	Cords	Avg Price	Tons	Avg Price
Aspen	0.0	\$0.00	0.0	\$0.00	10,106.0	\$26.78	0.0	\$0.00	0.0	\$0.00
Balm of Gilead	0.0	\$0.00	0.0	\$0.00	400.0	\$17.63	0.0	\$0.00	0.0	\$0.00
Birch Species	0.0	\$0.00	0.0	\$0.00	1,782.0	\$12.06	0.0	\$0.00	0.0	\$0.00
Ash Species	3.5	\$35.71	0.0	\$0.00	279.0	\$6.41	0.0	\$0.00	0.0	\$0.00
Elm Species	0.0	\$0.00	0.0	\$0.00	0.0	\$0.00	0.0	\$0.00	0.0	\$0.00
Oak Species	60.4	\$119.83	1,814.0	\$20.61	0.0	\$0.00	0.0	\$0.00	0.0	\$0.00
Basswood	0.0	\$0.00	0.0	\$0.00	1,662.0	\$9.82	0.0	\$0.00	0.0	\$0.00
Other Hardwoods	0.0	\$0.00	0.0	\$0.00	0.0	\$0.00	0.0	\$0.00	0.0	\$0.00
Balsam Fir	0.0	\$0.00	0.0	\$0.00	713.0	\$9.38	0.0	\$0.00	0.0	\$0.00
White Spruce	26.3	\$87.57	0.0	\$0.00	249.0	\$10.90	0.0	\$0.00	0.0	\$0.00
Black Spruce	0.0	\$0.00	0.0	\$0.00	0.0	\$0.00	0.0	\$0.00	0.0	\$0.00
Tamarack	0.0	\$0.00	0.0	\$0.00	95.0	\$3.83	0.0	\$0.00	0.0	\$0.00
White Cedar	0.0	\$0.00	0.0	\$0.00	0.0	\$0.00	0.0	\$0.00	0.0	\$0.00
Jack Pine	0.0	\$0.00	0.0	\$0.00	1,724.0	\$9.77	0.0	\$0.00	0.0	\$0.00
Red Pine	47.2	\$108.79	0.0	\$0.00	1,021.0	\$11.00	0.0	\$0.00	0.0	\$0.00
White Pine	0.0	\$0.00	0.0	\$0.00	10.0	\$11.90	0.0	\$0.00	0.0	\$0.00
Maple Species	0.0	\$0.00	1,091.0	\$13.20	0.0	\$0.00	0.0	\$0.00	0.0	\$0.00
Mixed Species	0.0	\$0.00	0.0	\$0.00	0.0	\$0.00	180.0	\$3.00	0.0	\$0.00
Clearwater Co. All Species	137.4	\$107.72	2,905.0	\$17.82	18,041.0	\$19.69	180.0	\$3.00	0.0	\$0.00

Crow Wing County

Reporting Period: 01/13 to 12/13

Reporting Basis: Appraisal Reports

Species Name	Sawtimber		Pulp and Bolts		Pulpwood		Fuelwood		Biomass	
	MBF	Avg Price	Cords	Avg Price	Cords	Avg Price	Cords	Avg Price	Tons	Avg Price
Aspen	0.0	\$0.00	0.0	\$0.00	13,825.0	\$19.92	0.0	\$0.00	0.0	\$0.00
Balm of Gilead	0.0	\$0.00	0.0	\$0.00	0.0	\$0.00	0.0	\$0.00	0.0	\$0.00
Birch Species	0.0	\$0.00	0.0	\$0.00	4,107.0	\$11.88	0.0	\$0.00	0.0	\$0.00
Ash Species	0.0	\$0.00	0.0	\$0.00	346.0	\$10.47	0.0	\$0.00	0.0	\$0.00
Elm Species	0.0	\$0.00	0.0	\$0.00	0.0	\$0.00	0.0	\$0.00	0.0	\$0.00
Oak Species	0.0	\$0.00	0.0	\$0.00	5,389.0	\$17.93	0.0	\$0.00	0.0	\$0.00
Basswood	0.0	\$0.00	0.0	\$0.00	1,097.0	\$10.56	0.0	\$0.00	0.0	\$0.00
Other Hardwoods	0.0	\$0.00	0.0	\$0.00	0.0	\$0.00	0.0	\$0.00	0.0	\$0.00
Balsam Fir	0.0	\$0.00	0.0	\$0.00	70.0	\$14.00	0.0	\$0.00	0.0	\$0.00
White Spruce	0.0	\$0.00	0.0	\$0.00	33.0	\$17.09	0.0	\$0.00	0.0	\$0.00
Black Spruce	0.0	\$0.00	0.0	\$0.00	0.0	\$0.00	0.0	\$0.00	0.0	\$0.00
Tamarack	0.0	\$0.00	0.0	\$0.00	0.0	\$0.00	0.0	\$0.00	0.0	\$0.00
White Cedar	0.0	\$0.00	0.0	\$0.00	0.0	\$0.00	0.0	\$0.00	0.0	\$0.00
Jack Pine	0.0	\$0.00	155.0	\$24.47	0.0	\$0.00	0.0	\$0.00	0.0	\$0.00
Red Pine	174.4	\$98.50	1,135.0	\$31.13	174.0	\$14.47	0.0	\$0.00	0.0	\$0.00
White Pine	6.0	\$90.00	0.0	\$0.00	68.0	\$15.00	0.0	\$0.00	0.0	\$0.00
Maple Species	0.0	\$0.00	0.0	\$0.00	2,178.0	\$10.41	0.0	\$0.00	0.0	\$0.00
Mixed Species	0.0	\$0.00	0.0	\$0.00	0.0	\$0.00	3.0	\$10.00	2,926.0	\$1.00
Crow Wing Co. All Species	180.4	\$98.22	1,290.0	\$30.33	27,287.0	\$17.00	3.0	\$10.00	2,926.0	\$1.00

Hubbard County

Reporting Period: 01/13 to 12/13

Reporting Basis: Appraisal Reports

Species Name	Sawtimber		Pulp and Bolts		Pulpwood		Fuelwood		Biomass	
	MBF	Avg Price	Cords	Avg Price	Cords	Avg Price	Cords	Avg Price	Tons	Avg Price
Aspen	0.0	\$0.00	0.0	\$0.00	43,349.0	\$28.41	0.0	\$0.00	0.0	\$0.00
Balm of Gilead	0.0	\$0.00	0.0	\$0.00	46.0	\$10.02	0.0	\$0.00	0.0	\$0.00
Birch Species	0.0	\$0.00	0.0	\$0.00	8,801.0	\$10.46	0.0	\$0.00	0.0	\$0.00
Ash Species	0.0	\$0.00	0.0	\$0.00	464.0	\$4.79	0.0	\$0.00	0.0	\$0.00
Elm Species	0.0	\$0.00	0.0	\$0.00	10.0	\$4.70	0.0	\$0.00	0.0	\$0.00
Oak Species	0.0	\$0.00	3,565.0	\$15.58	1,394.0	\$10.52	0.0	\$0.00	0.0	\$0.00
Basswood	0.0	\$0.00	0.0	\$0.00	1,888.0	\$9.55	0.0	\$0.00	0.0	\$0.00
Other Hardwoods	0.0	\$0.00	0.0	\$0.00	0.0	\$0.00	0.0	\$0.00	0.0	\$0.00
Balsam Fir	0.0	\$0.00	1,649.0	\$17.90	0.0	\$0.00	0.0	\$0.00	0.0	\$0.00
White Spruce	0.0	\$0.00	280.0	\$30.23	75.0	\$19.53	0.0	\$0.00	0.0	\$0.00
Black Spruce	0.0	\$0.00	0.0	\$0.00	14.0	\$11.79	0.0	\$0.00	0.0	\$0.00
Tamarack	0.0	\$0.00	0.0	\$0.00	0.0	\$0.00	0.0	\$0.00	0.0	\$0.00
White Cedar	0.0	\$0.00	0.0	\$0.00	0.0	\$0.00	0.0	\$0.00	0.0	\$0.00
Jack Pine	0.0	\$0.00	5,979.0	\$30.32	10.0	\$20.50	35.0	\$2.40	0.0	\$0.00
Red Pine	1,216.0	\$114.75	5,987.0	\$44.94	70.0	\$16.90	0.0	\$0.00	0.0	\$0.00
White Pine	0.0	\$0.00	0.0	\$0.00	115.0	\$15.00	0.0	\$0.00	0.0	\$0.00
Maple Species	0.0	\$0.00	0.0	\$0.00	1,115.0	\$5.07	0.0	\$0.00	0.0	\$0.00
Mixed Species	0.0	\$0.00	0.0	\$0.00	0.0	\$0.00	1,805.0	\$5.40	1,110.0	\$1.00
Hubbard Co. All Species	1,216.0	\$114.75	17,460.0	\$31.15	57,351.0	\$23.88	1,840.0	\$5.35	1,110.0	\$1.00

Itasca County

Reporting Period: 01/13 to 12/13

Reporting Basis: Appraisal Reports

Species Name	Sawtimber		Pulp and Bolts		Pulpwood		Fuelwood		Biomass	
	MBF	Avg Price	Cords	Avg Price	Cords	Avg Price	Cords	Avg Price	Tons	Avg Price
Aspen	0.0	\$0.00	0.0	\$0.00	51,879.0	\$26.04	0.0	\$0.00	0.0	\$0.00
Balm of Gilead	0.0	\$0.00	0.0	\$0.00	1,509.0	\$22.67	0.0	\$0.00	0.0	\$0.00
Birch Species	0.0	\$0.00	0.0	\$0.00	7,085.0	\$10.98	1.0	\$8.00	0.0	\$0.00
Ash Species	0.0	\$0.00	0.0	\$0.00	3,440.0	\$9.06	0.0	\$0.00	0.0	\$0.00
Elm Species	0.0	\$0.00	0.0	\$0.00	0.0	\$0.00	0.0	\$0.00	0.0	\$0.00
Oak Species	0.0	\$0.00	1,374.0	\$28.29	0.0	\$0.00	0.0	\$0.00	0.0	\$0.00
Basswood	0.0	\$0.00	1,851.0	\$13.07	0.0	\$0.00	0.0	\$0.00	0.0	\$0.00
Other Hardwoods	0.0	\$0.00	0.0	\$0.00	0.0	\$0.00	0.0	\$0.00	0.0	\$0.00
Balsam Fir	0.0	\$0.00	8,260.0	\$17.90	0.0	\$0.00	0.0	\$0.00	0.0	\$0.00
White Spruce	0.0	\$0.00	2,032.0	\$28.39	0.0	\$0.00	0.0	\$0.00	0.0	\$0.00
Black Spruce	0.0	\$0.00	6,912.0	\$25.93	0.0	\$0.00	0.0	\$0.00	0.0	\$0.00
Tamarack	0.0	\$0.00	0.0	\$0.00	2,847.0	\$6.82	0.0	\$0.00	0.0	\$0.00
White Cedar	0.0	\$0.00	0.0	\$0.00	0.0	\$0.00	0.0	\$0.00	0.0	\$0.00
Jack Pine	0.0	\$0.00	2,013.0	\$28.21	0.0	\$0.00	0.0	\$0.00	0.0	\$0.00
Red Pine	5,302.5	\$95.70	0.0	\$0.00	0.0	\$0.00	0.0	\$0.00	0.0	\$0.00
White Pine	395.0	\$134.97	0.0	\$0.00	0.0	\$0.00	0.0	\$0.00	0.0	\$0.00
Maple Species	0.0	\$0.00	0.0	\$0.00	4,056.0	\$8.01	7.0	\$8.00	0.0	\$0.00
Mixed Species	0.0	\$0.00	0.0	\$0.00	0.0	\$0.00	0.0	\$0.00	6,107.0	\$1.00
Itasca Co. All Species	5,697.5	\$98.42	22,442.0	\$22.48	70,816.0	\$21.83	8.0	\$8.00	6,107.0	\$1.00

Koochiching County

Reporting Period: 01/13 to 12/13

Reporting Basis: Appraisal Reports

<u>Species Name</u>	<u>Sawtimber</u>		<u>Pulp and Bolts</u>		<u>Pulpwood</u>		<u>Fuelwood</u>		<u>Biomass</u>	
	<u>MBF</u>	<u>Avg Price</u>	<u>Cords</u>	<u>Avg Price</u>	<u>Cords</u>	<u>Avg Price</u>	<u>Cords</u>	<u>Avg Price</u>	<u>Tons</u>	<u>Avg Price</u>
Aspen	0.0	\$0.00	0.0	\$0.00	57,377.0	\$28.09	0.0	\$0.00	0.0	\$0.00
Balm of Gilead	0.0	\$0.00	0.0	\$0.00	3,373.0	\$20.95	0.0	\$0.00	0.0	\$0.00
Birch Species	0.0	\$0.00	0.0	\$0.00	3,697.0	\$5.36	0.0	\$0.00	0.0	\$0.00
Ash Species	0.0	\$0.00	0.0	\$0.00	3,145.0	\$3.91	10.0	\$2.00	0.0	\$0.00
Elm Species	0.0	\$0.00	0.0	\$0.00	0.0	\$0.00	0.0	\$0.00	0.0	\$0.00
Oak Species	0.0	\$0.00	0.0	\$0.00	0.0	\$0.00	0.0	\$0.00	0.0	\$0.00
Basswood	0.0	\$0.00	0.0	\$0.00	252.0	\$5.95	0.0	\$0.00	0.0	\$0.00
Other Hardwoods	0.0	\$0.00	0.0	\$0.00	0.0	\$0.00	163.0	\$3.06	0.0	\$0.00
Balsam Fir	0.0	\$0.00	0.0	\$0.00	6,661.0	\$7.03	0.0	\$0.00	0.0	\$0.00
White Spruce	0.0	\$0.00	0.0	\$0.00	0.0	\$0.00	0.0	\$0.00	0.0	\$0.00
Black Spruce	0.0	\$0.00	0.0	\$0.00	13,523.0	\$22.81	0.0	\$0.00	0.0	\$0.00
Tamarack	0.0	\$0.00	0.0	\$0.00	3,297.0	\$5.90	0.0	\$0.00	0.0	\$0.00
White Cedar	0.0	\$0.00	0.0	\$0.00	314.0	\$4.19	0.0	\$0.00	0.0	\$0.00
Jack Pine	0.0	\$0.00	1,802.0	\$30.87	0.0	\$0.00	0.0	\$0.00	0.0	\$0.00
Red Pine	0.0	\$0.00	2,322.0	\$34.93	0.0	\$0.00	0.0	\$0.00	0.0	\$0.00
White Pine	91.0	\$107.82	0.0	\$0.00	0.0	\$0.00	0.0	\$0.00	0.0	\$0.00
Maple Species	0.0	\$0.00	0.0	\$0.00	242.0	\$4.90	0.0	\$0.00	0.0	\$0.00
Mixed Species	0.0	\$0.00	0.0	\$0.00	0.0	\$0.00	0.0	\$0.00	0.0	\$0.00
Koochiching Co. All Species	91.0	\$107.82	4,124.0	\$33.15	91,881.0	\$22.78	173.0	\$2.99	0.0	\$0.00

Lake County

Reporting Period: 01/13 to 12/13

Reporting Basis: Appraisal Reports

Species Name	Sawtimber		Pulp and Bolts		Pulpwood		Fuelwood		Biomass	
	MBF	Avg Price	Cords	Avg Price	Cords	Avg Price	Cords	Avg Price	Tons	Avg Price
Aspen	0.0	\$0.00	0.0	\$0.00	4,196.0	\$21.90	0.0	\$0.00	0.0	\$0.00
Balm of Gilead	0.0	\$0.00	0.0	\$0.00	506.0	\$6.95	0.0	\$0.00	0.0	\$0.00
Birch Species	4.4	\$145.23	0.0	\$0.00	3,482.0	\$10.81	0.0	\$0.00	0.0	\$0.00
Ash Species	0.0	\$0.00	0.0	\$0.00	667.0	\$5.88	0.0	\$0.00	0.0	\$0.00
Elm Species	0.0	\$0.00	0.0	\$0.00	0.0	\$0.00	0.0	\$0.00	0.0	\$0.00
Oak Species	0.0	\$0.00	0.0	\$0.00	0.0	\$0.00	0.0	\$0.00	0.0	\$0.00
Basswood	0.0	\$0.00	0.0	\$0.00	15.0	\$7.00	0.0	\$0.00	0.0	\$0.00
Other Hardwoods	0.0	\$0.00	0.0	\$0.00	0.0	\$0.00	0.0	\$0.00	0.0	\$0.00
Balsam Fir	0.0	\$0.00	0.0	\$0.00	1,994.0	\$7.90	0.0	\$0.00	0.0	\$0.00
White Spruce	0.0	\$0.00	0.0	\$0.00	593.0	\$16.70	0.0	\$0.00	0.0	\$0.00
Black Spruce	0.0	\$0.00	0.0	\$0.00	680.0	\$9.31	0.0	\$0.00	0.0	\$0.00
Tamarack	0.0	\$0.00	0.0	\$0.00	325.0	\$4.80	0.0	\$0.00	0.0	\$0.00
White Cedar	0.0	\$0.00	0.0	\$0.00	51.0	\$8.00	0.0	\$0.00	0.0	\$0.00
Jack Pine	0.0	\$0.00	0.0	\$0.00	0.0	\$0.00	0.0	\$0.00	0.0	\$0.00
Red Pine	0.0	\$0.00	0.0	\$0.00	0.0	\$0.00	0.0	\$0.00	0.0	\$0.00
White Pine	0.0	\$0.00	10.0	\$25.00	0.0	\$0.00	0.0	\$0.00	0.0	\$0.00
Maple Species	0.0	\$0.00	0.0	\$0.00	2,200.0	\$5.89	0.0	\$0.00	0.0	\$0.00
Mixed Species	0.0	\$0.00	0.0	\$0.00	0.0	\$0.00	0.0	\$0.00	0.0	\$0.00
Lake Co. All Species	4.4	\$145.23	10.0	\$25.00	14,709.0	\$12.51	0.0	\$0.00	0.0	\$0.00

Pine County

Reporting Period: 01/13 to 12/13

Reporting Basis: Appraisal Reports

Species Name	Sawtimber		Pulp and Bolts		Pulpwood		Fuelwood		Biomass	
	MBF	Avg Price	Cords	Avg Price	Cords	Avg Price	Cords	Avg Price	Tons	Avg Price
Aspen	0.0	\$0.00	0.0	\$0.00	4,360.0	\$37.01	0.0	\$0.00	0.0	\$0.00
Balm of Gilead	0.0	\$0.00	0.0	\$0.00	0.0	\$0.00	0.0	\$0.00	0.0	\$0.00
Birch Species	0.0	\$0.00	707.0	\$15.05	0.0	\$0.00	0.0	\$0.00	0.0	\$0.00
Ash Species	0.0	\$0.00	3,555.0	\$17.94	0.0	\$0.00	0.0	\$0.00	0.0	\$0.00
Elm Species	0.0	\$0.00	0.0	\$0.00	0.0	\$0.00	0.0	\$0.00	0.0	\$0.00
Oak Species	0.0	\$0.00	1,046.0	\$38.68	0.0	\$0.00	0.0	\$0.00	0.0	\$0.00
Basswood	0.0	\$0.00	192.0	\$13.45	0.0	\$0.00	0.0	\$0.00	0.0	\$0.00
Other Hardwoods	0.0	\$0.00	0.0	\$0.00	630.0	\$9.88	0.0	\$0.00	0.0	\$0.00
Balsam Fir	0.0	\$0.00	0.0	\$0.00	0.0	\$0.00	0.0	\$0.00	0.0	\$0.00
White Spruce	0.0	\$0.00	0.0	\$0.00	0.0	\$0.00	0.0	\$0.00	0.0	\$0.00
Black Spruce	0.0	\$0.00	0.0	\$0.00	0.0	\$0.00	0.0	\$0.00	0.0	\$0.00
Tamarack	0.0	\$0.00	0.0	\$0.00	0.0	\$0.00	0.0	\$0.00	0.0	\$0.00
White Cedar	0.0	\$0.00	0.0	\$0.00	0.0	\$0.00	0.0	\$0.00	0.0	\$0.00
Jack Pine	0.0	\$0.00	0.0	\$0.00	0.0	\$0.00	0.0	\$0.00	0.0	\$0.00
Red Pine	0.0	\$0.00	0.0	\$0.00	0.0	\$0.00	0.0	\$0.00	0.0	\$0.00
White Pine	0.0	\$0.00	0.0	\$0.00	0.0	\$0.00	0.0	\$0.00	0.0	\$0.00
Maple Species	0.0	\$0.00	1,158.0	\$15.21	0.0	\$0.00	0.0	\$0.00	0.0	\$0.00
Mixed Species	0.0	\$0.00	0.0	\$0.00	0.0	\$0.00	0.0	\$0.00	0.0	\$0.00
Pine Co. All Species	0.0	\$0.00	6,658.0	\$20.29	4,990.0	\$33.58	0.0	\$0.00	0.0	\$0.00

St. Louis County

Reporting Period: 01/13 to 12/13

Reporting Basis: Appraisal Reports

Species Name	Sawtimber		Pulp and Bolts		Pulpwood		Fuelwood		Biomass	
	MBF	Avg Price	Cords	Avg Price	Cords	Avg Price	Cords	Avg Price	Tons	Avg Price
Aspen	0.0	\$0.00	0.0	\$0.00	80,578.0	\$27.46	0.0	\$0.00	0.0	\$0.00
Balm of Gilead	0.0	\$0.00	0.0	\$0.00	1,970.0	\$24.02	0.0	\$0.00	0.0	\$0.00
Birch Species	0.0	\$0.00	0.0	\$0.00	23,323.0	\$9.80	0.0	\$0.00	0.0	\$0.00
Ash Species	0.0	\$0.00	0.0	\$0.00	2,721.0	\$6.70	0.0	\$0.00	0.0	\$0.00
Elm Species	0.0	\$0.00	0.0	\$0.00	0.0	\$0.00	0.0	\$0.00	0.0	\$0.00
Oak Species	0.0	\$0.00	0.0	\$0.00	0.0	\$0.00	0.0	\$0.00	0.0	\$0.00
Basswood	0.0	\$0.00	0.0	\$0.00	965.0	\$5.32	0.0	\$0.00	0.0	\$0.00
Other Hardwoods	0.0	\$0.00	0.0	\$0.00	0.0	\$0.00	0.0	\$0.00	0.0	\$0.00
Balsam Fir	0.0	\$0.00	0.0	\$0.00	17,707.0	\$11.17	0.0	\$0.00	0.0	\$0.00
White Spruce	0.0	\$0.00	0.0	\$0.00	6,590.0	\$21.05	0.0	\$0.00	0.0	\$0.00
Black Spruce	0.0	\$0.00	0.0	\$0.00	17,344.0	\$24.49	0.0	\$0.00	0.0	\$0.00
Tamarack	0.0	\$0.00	0.0	\$0.00	8,460.0	\$5.37	0.0	\$0.00	0.0	\$0.00
White Cedar	0.0	\$0.00	0.0	\$0.00	0.0	\$0.00	0.0	\$0.00	0.0	\$0.00
Jack Pine	0.0	\$0.00	0.0	\$0.00	3,570.0	\$17.32	0.0	\$0.00	0.0	\$0.00
Red Pine	0.0	\$0.00	5,327.0	\$37.32	0.0	\$0.00	0.0	\$0.00	0.0	\$0.00
White Pine	0.0	\$0.00	1,651.0	\$40.44	0.0	\$0.00	0.0	\$0.00	0.0	\$0.00
Maple Species	0.0	\$0.00	0.0	\$0.00	12,306.0	\$11.67	0.0	\$0.00	0.0	\$0.00
Mixed Species	0.0	\$0.00	0.0	\$0.00	0.0	\$0.00	1,302.0	\$3.36	0.0	\$0.00
St. Louis Co. All Species	0.0	\$0.00	6,978.0	\$38.06	175,534.0	\$20.08	1,302.0	\$3.36	0.0	\$0.00

Wadena County

Reporting Period: 01/13 to 12/13

Reporting Basis: Appraisal Reports

<u>Species Name</u>	Sawtimber		Pulp and Bolts		Pulpwood		Fuelwood		Biomass	
	<u>MBF</u>	<u>Avg Price</u>	<u>Cords</u>	<u>Avg Price</u>	<u>Cords</u>	<u>Avg Price</u>	<u>Cords</u>	<u>Avg Price</u>	<u>Tons</u>	<u>Avg Price</u>
Aspen	0.0	\$0.00	0.0	\$0.00	411.0	\$19.43	0.0	\$0.00	0.0	\$0.00
Balm of Gilead	0.0	\$0.00	0.0	\$0.00	0.0	\$0.00	0.0	\$0.00	0.0	\$0.00
Birch Species	0.0	\$0.00	0.0	\$0.00	10.0	\$8.50	0.0	\$0.00	0.0	\$0.00
Ash Species	0.0	\$0.00	0.0	\$0.00	0.0	\$0.00	0.0	\$0.00	0.0	\$0.00
Elm Species	0.0	\$0.00	0.0	\$0.00	0.0	\$0.00	0.0	\$0.00	0.0	\$0.00
Oak Species	0.0	\$0.00	0.0	\$0.00	5.0	\$12.80	0.0	\$0.00	0.0	\$0.00
Basswood	0.0	\$0.00	0.0	\$0.00	0.0	\$0.00	0.0	\$0.00	0.0	\$0.00
Other Hardwoods	0.0	\$0.00	0.0	\$0.00	0.0	\$0.00	0.0	\$0.00	0.0	\$0.00
Balsam Fir	0.0	\$0.00	0.0	\$0.00	0.0	\$0.00	0.0	\$0.00	0.0	\$0.00
White Spruce	0.0	\$0.00	0.0	\$0.00	0.0	\$0.00	0.0	\$0.00	0.0	\$0.00
Black Spruce	0.0	\$0.00	0.0	\$0.00	0.0	\$0.00	0.0	\$0.00	0.0	\$0.00
Tamarack	0.0	\$0.00	0.0	\$0.00	0.0	\$0.00	0.0	\$0.00	0.0	\$0.00
White Cedar	0.0	\$0.00	0.0	\$0.00	0.0	\$0.00	0.0	\$0.00	0.0	\$0.00
Jack Pine	0.0	\$0.00	360.0	\$21.94	0.0	\$0.00	0.0	\$0.00	0.0	\$0.00
Red Pine	0.0	\$0.00	200.0	\$44.89	0.0	\$0.00	0.0	\$0.00	0.0	\$0.00
White Pine	0.0	\$0.00	0.0	\$0.00	0.0	\$0.00	0.0	\$0.00	0.0	\$0.00
Maple Species	0.0	\$0.00	0.0	\$0.00	0.0	\$0.00	0.0	\$0.00	0.0	\$0.00
Mixed Species	0.0	\$0.00	0.0	\$0.00	0.0	\$0.00	0.0	\$0.00	0.0	\$0.00
Wadena Co. All Species	0.0	\$0.00	560.0	\$30.14	426.0	\$19.10	0.0	\$0.00	0.0	\$0.00

2013 MINNESOTA FEDERAL AGENCIES

USDI - BIA

Reporting Period: 01/13 to 12/13

Reporting Basis: Scale Receipts

Species Name	Sawtimber		Pulp and Bolts		Pulpwood		Fuelwood		Biomass	
	MBF	Avg Price	Cords	Avg Price	Cords	Avg Price	Cords	Avg Price	Tons	Avg Price
Aspen	0.0	\$0.00	0.0	\$0.00	33,509.3	\$15.94	0.0	\$0.00	0.0	\$0.00
Balm of Gilead	0.0	\$0.00	0.0	\$0.00	902.0	\$10.77	0.0	\$0.00	0.0	\$0.00
Birch Species	0.0	\$0.00	0.0	\$0.00	1,176.6	\$6.95	0.0	\$0.00	0.0	\$0.00
Ash Species	0.0	\$0.00	0.0	\$0.00	89.9	\$5.43	0.0	\$0.00	0.0	\$0.00
Elm Species	0.0	\$0.00	0.0	\$0.00	0.0	\$0.00	0.0	\$0.00	0.0	\$0.00
Oak Species	0.0	\$0.00	0.0	\$0.00	0.0	\$0.00	0.0	\$0.00	0.0	\$0.00
Basswood	1.8	\$40.00	0.0	\$0.00	90.9	\$6.60	0.0	\$0.00	0.0	\$0.00
Other Hardwoods	0.0	\$0.00	0.0	\$0.00	222.3	\$5.96	181.7	\$5.00	0.0	\$0.00
Balsam Fir	0.0	\$0.00	0.0	\$0.00	1,045.1	\$12.77	0.0	\$0.00	0.0	\$0.00
White Spruce	0.0	\$0.00	0.0	\$0.00	3,448.6	\$12.16	0.0	\$0.00	0.0	\$0.00
Black Spruce	0.0	\$0.00	0.0	\$0.00	678.7	\$18.00	0.0	\$0.00	0.0	\$0.00
Tamarack	0.0	\$0.00	0.0	\$0.00	22.8	\$5.00	0.0	\$0.00	0.0	\$0.00
White Cedar	0.0	\$0.00	0.0	\$0.00	150.1	\$6.00	0.0	\$0.00	0.0	\$0.00
Jack Pine	0.0	\$0.00	334.7	\$23.25	1,305.2	\$10.79	0.0	\$0.00	0.0	\$0.00
Red Pine	430.6	\$100.42	1,417.4	\$26.26	3,507.1	\$15.86	0.0	\$0.00	0.0	\$0.00
White Pine	119.3	\$109.04	73.9	\$25.48	689.1	\$11.89	0.0	\$0.00	0.0	\$0.00
Maple Species	0.0	\$0.00	0.0	\$0.00	227.6	\$6.66	0.0	\$0.00	0.0	\$0.00
Mixed Species	0.0	\$0.00	0.0	\$0.00	0.0	\$0.00	0.0	\$0.00	0.0	\$0.00
USDI – BIA All Species	551.7	\$102.09	1,826.0	\$25.68	47,065.3	\$14.92	181.7	\$5.00	0.0	\$0.00

Chippewa N.F.

Reporting Period: 10/12 to 09/13

Reporting Basis: Appraisal Reports

Species Name	Sawtimber		Pulp and Bolts		Pulpwood		Fuelwood		Biomass	
	MBF	Avg Price	Cords	Avg Price	Cords	Avg Price	Cords	Avg Price	Tons	Avg Price
Aspen	0.0	\$0.00	0.0	\$0.00	29,654.0	\$21.16	0.0	\$0.00	0.0	\$0.00
Balm of Gilead	0.0	\$0.00	0.0	\$0.00	0.0	\$0.00	0.0	\$0.00	0.0	\$0.00
Birch Species	0.0	\$0.00	0.0	\$0.00	0.0	\$0.00	0.0	\$0.00	0.0	\$0.00
Ash Species	0.0	\$0.00	0.0	\$0.00	0.0	\$0.00	0.0	\$0.00	0.0	\$0.00
Elm Species	0.0	\$0.00	0.0	\$0.00	0.0	\$0.00	0.0	\$0.00	0.0	\$0.00
Oak Species	0.0	\$0.00	0.0	\$0.00	0.0	\$0.00	0.0	\$0.00	0.0	\$0.00
Basswood	0.0	\$0.00	0.0	\$0.00	0.0	\$0.00	0.0	\$0.00	0.0	\$0.00
Other Hardwoods	0.0	\$0.00	1,760.0	\$14.32	14,313.0	\$9.41	0.0	\$0.00	0.0	\$0.00
Balsam Fir	37.0	\$66.51	2,915.0	\$15.20	0.0	\$0.00	0.0	\$0.00	0.0	\$0.00
White Spruce	0.0	\$0.00	68.0	\$21.46	2,122.0	\$16.38	0.0	\$0.00	0.0	\$0.00
Black Spruce	0.0	\$0.00	0.0	\$0.00	0.0	\$0.00	0.0	\$0.00	0.0	\$0.00
Tamarack	0.0	\$0.00	715.0	\$12.75	0.0	\$0.00	0.0	\$0.00	0.0	\$0.00
White Cedar	0.0	\$0.00	0.0	\$0.00	0.0	\$0.00	0.0	\$0.00	0.0	\$0.00
Jack Pine	24.0	\$112.00	0.0	\$0.00	0.0	\$0.00	0.0	\$0.00	0.0	\$0.00
Red Pine	6,429.0	\$147.22	0.0	\$0.00	34,094.0	\$16.07	0.0	\$0.00	0.0	\$0.00
White Pine	0.0	\$0.00	0.0	\$0.00	0.0	\$0.00	0.0	\$0.00	0.0	\$0.00
Maple Species	0.0	\$0.00	0.0	\$0.00	0.0	\$0.00	0.0	\$0.00	0.0	\$0.00
Mixed Species	0.0	\$0.00	0.0	\$0.00	0.0	\$0.00	1,109.0	\$4.04	4,014.0	\$0.33
Chippewa N.F. All Species	6,490.0	\$146.63	5,458.0	\$14.67	80,183.0	\$16.77	1,109.0	\$4.04	4,014.0	\$0.33

Superior N.F.

Reporting Period: 01/13 to 12/13

Reporting Basis: Appraisal Reports

Species Name	Sawtimber		Pulp and Bolts		Pulpwood		Fuelwood		Biomass	
	MBF	Avg Price	Cords	Avg Price	Cords	Avg Price	Cords	Avg Price	Tons	Avg Price
Aspen	0.0	\$0.00	0.0	\$0.00	20,572.3	\$14.57	0.0	\$0.00	0.0	\$0.00
Balm of Gilead	0.0	\$0.00	0.0	\$0.00	0.0	\$0.00	0.0	\$0.00	0.0	\$0.00
Birch Species	55.1	\$37.75	0.0	\$0.00	10,839.1	\$2.68	0.0	\$0.00	0.0	\$0.00
Ash Species	0.0	\$0.00	0.0	\$0.00	0.0	\$0.00	0.0	\$0.00	0.0	\$0.00
Elm Species	0.0	\$0.00	0.0	\$0.00	0.0	\$0.00	0.0	\$0.00	0.0	\$0.00
Oak Species	0.0	\$0.00	0.0	\$0.00	0.0	\$0.00	0.0	\$0.00	0.0	\$0.00
Basswood	0.0	\$0.00	0.0	\$0.00	0.0	\$0.00	0.0	\$0.00	0.0	\$0.00
Other Hardwoods	0.0	\$0.00	0.0	\$0.00	0.0	\$0.00	0.0	\$0.00	0.0	\$0.00
Balsam Fir	0.0	\$0.00	0.0	\$0.00	4,133.3	\$3.87	0.0	\$0.00	0.0	\$0.00
White Spruce	0.0	\$0.00	201.3	\$18.68	0.0	\$0.00	0.0	\$0.00	0.0	\$0.00
Black Spruce	0.0	\$0.00	1,730.6	\$19.53	6,282.3	\$12.13	0.0	\$0.00	0.0	\$0.00
Tamarack	0.0	\$0.00	0.0	\$0.00	0.0	\$0.00	0.0	\$0.00	0.0	\$0.00
White Cedar	0.0	\$0.00	0.0	\$0.00	0.0	\$0.00	0.0	\$0.00	0.0	\$0.00
Jack Pine	0.0	\$0.00	5,411.5	\$14.66	529.4	\$0.85	0.0	\$0.00	0.0	\$0.00
Red Pine	3,493.7	\$147.82	2,570.9	\$16.54	650.6	\$8.69	0.0	\$0.00	0.0	\$0.00
White Pine	0.0	\$0.00	0.0	\$0.00	0.0	\$0.00	0.0	\$0.00	0.0	\$0.00
Maple Species	0.0	\$0.00	0.0	\$0.00	730.4	\$1.71	0.0	\$0.00	0.0	\$0.00
Mixed Species	0.0	\$0.00	0.0	\$0.00	0.0	\$0.00	265.8	\$7.90	325.0	\$1.00
Superior N.F. All Species	3,548.8	\$146.11	9,914.3	\$16.08	43,737.4	\$9.79	265.8	\$7.90	325.0	\$1.00

MINNESOTA DEPARTMENT OF NATURAL RESOURCES - FORESTRY

MnDNR Forestry	Reporting Period: 01/13 to 12/13				Reporting Basis: Appraisal Reports					
	Sawtimber		Pulp and Bolts		Pulpwood		Fuelwood		Biomass	
Species Name	MBF	Avg Price	Cords	Avg Price	Cords	Avg Price	Cords	Avg Price	Tons	Avg Price
Aspen	0.0	\$0.00	0.0	\$0.00	400,759.1	\$24.97	38.5	\$2.26	45.0	\$1.00
Balm of Gilead	0.0	\$0.00	0.0	\$0.00	385.0	\$20.66	20.0	\$7.50	0.0	\$0.00
Birch Species	0.0	\$0.00	8,246.8	\$16.98	20,446.4	\$7.45	3.0	\$8.67	0.0	\$0.00
Ash Species	14.5	\$26.97	10.0	\$21.60	7,306.0	\$6.37	0.0	\$0.00	0.0	\$0.00
Elm Species	16.3	\$41.41	0.0	\$0.00	48.0	\$2.75	0.0	\$0.00	0.0	\$0.00
Oak Species	1,136.7	\$376.38	14,251.5	\$21.80	2,244.6	\$12.60	35.0	\$8.80	0.0	\$0.00
Basswood	90.7	\$67.40	6,680.0	\$13.96	1,732.8	\$6.91	0.0	\$0.00	0.0	\$0.00
Other Hardwoods	123.4	\$30.75	0.0	\$0.00	32,181.2	\$11.14	295.0	\$1.82	0.0	\$0.00
Balsam Fir	0.0	\$0.00	4,952.0	\$14.16	21,658.0	\$10.33	100.0	\$3.23	0.0	\$0.00
White Spruce	0.0	\$0.00	11,176.0	\$24.94	31,820.5	\$17.54	5.0	\$2.00	60.0	\$1.00
Black Spruce	0.0	\$0.00	0.0	\$0.00	53,334.0	\$17.62	0.0	\$0.00	76.0	\$1.00
Tamarack	0.0	\$0.00	0.0	\$0.00	28,379.8	\$4.66	2,260.0	\$2.79	0.0	\$0.00
White Cedar	0.0	\$0.00	0.0	\$0.00	0.0	\$0.00	6,749.0	\$0.00	0.0	\$0.00
Jack Pine	0.0	\$0.00	17,883.9	\$29.17	1,970.0	\$14.34	590.9	\$2.36	82.0	\$1.00
Red Pine	748.1	\$110.66	52,880.8	\$41.54	3,080.2	\$13.50	12.7	\$1.42	89.0	\$1.30
White Pine	189.6	\$71.36	601.3	\$27.00	1.0	\$12.00	0.0	\$0.00	0.0	\$0.00
Maple Species	233.6	\$70.92	5,697.2	\$14.27	9,748.3	\$9.70	0.0	\$0.00	0.0	\$0.00
Mixed Species	0.0	\$0.00	0.0	\$0.00	0.0	\$0.00	0.0	\$0.00	77,532.1	\$1.07
MnDNR Forestry All Species	2,552.9	\$216.10	122,379.5	\$30.31	615,094.9	\$20.53	10,109.1	\$0.91	77,884.1	\$1.07