



April 4, 2012

M
I
N
N
E
S
O
T
A

2011 Public Stumpage Price Review

Available for download from Minnesota DNR – Forestry at URL:
<http://www.dnr.state.mn.us/forestry/timbersales/stumpage.html>

Highlights

In 2011, the sum of all units-of-measure stumpage sold by public agencies totaled 1.96 million cord equivalents with a bid value of \$44 million as compared to 2010 with 1.72 million cord equivalents sold and a bid value of \$37.1 million, a year-over-year volume increase of 14 percent and revenue increase of 18.6 percent.

Average stumpage prices received for all-species pulpwood and bolts increased to \$21.97 per cord in 2011 from \$21.41 per cord in 2010, an increase of 2.6 percent.

In 2011, the public average stumpage price received for aspen was \$25.55 per cord as compared to an average \$25.16 in 2010, a year-over-year increase of 1.6 percent.

The public average red/white/jack pine pulp & bolts stumpage price was \$33.33 per cord in 2011 as compared to \$30.15 per cord in 2010, a year-over-year increase of 10.5 percent.

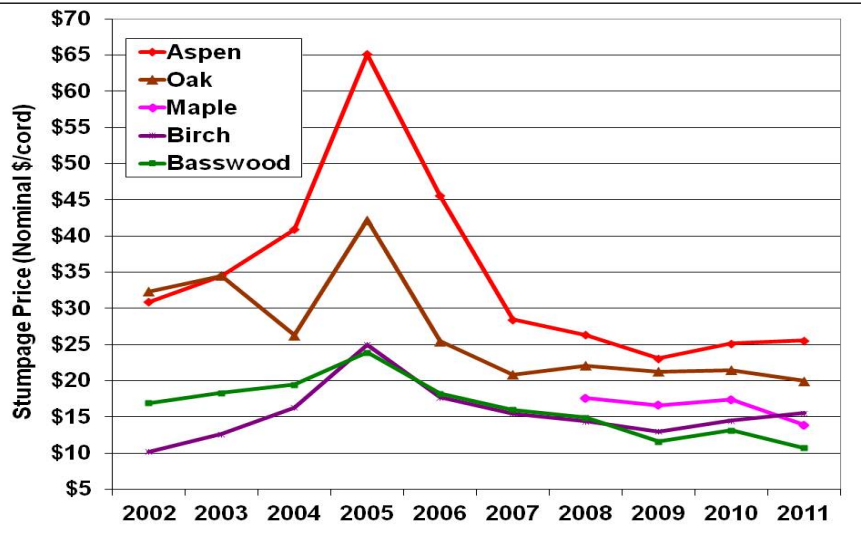


Figure 1. Public hardwood pulp & bolts stumpage price trends, 2002-11.

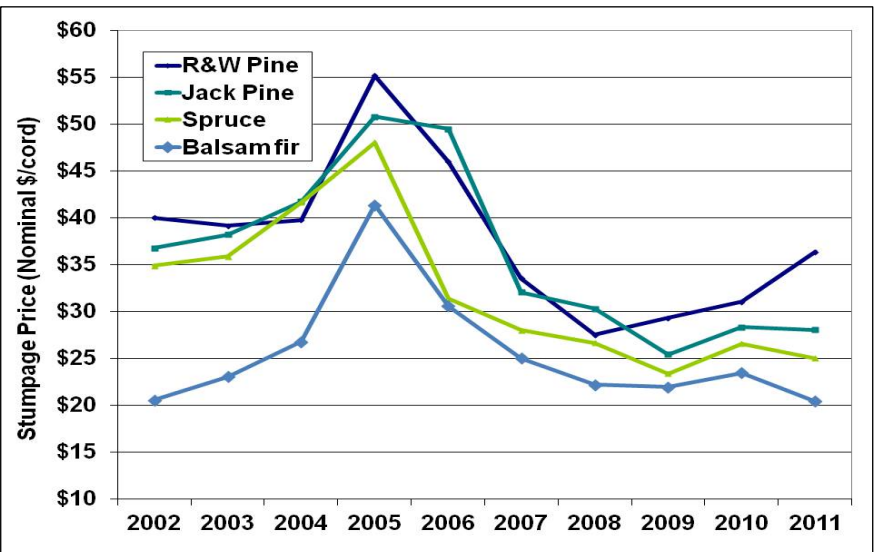


Figure 2. Public softwood pulp & bolts stumpage price trends, 2002-11.

For information about the Minnesota Stumpage Price Review, contact: Don Deckard, State Forest Economist, Minnesota Department of Natural Resources, Division of Forestry, 500 Lafayette Road - Box 44, St. Paul, Minnesota 55155-4044. Email: donald.deckard@state.mn.us; Office: (651) 259-5287.

Highlights

In 2011, a total 16.4 MMBF of sawtimber was sold by public agencies as compared to 17.5 MMBF sold in 2010, a year-over-year volume decrease of 6.3 percent.

The all-species public average sawtimber stumpage price was \$145.88 per MBF in 2011 as compared to \$115.16 per MBF in 2010, a year-over-year increase of 26.7 percent.

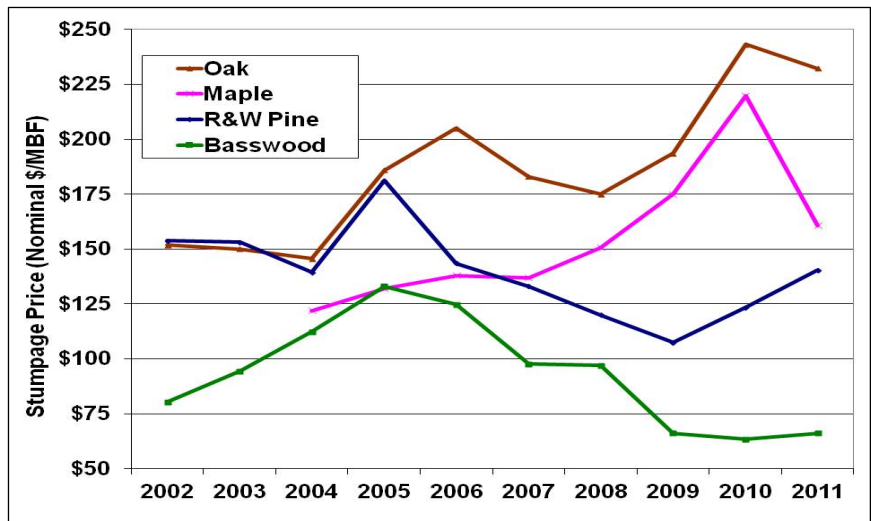


Figure 3. Public sawtimber stumpage price trends, 2002-11.

Purpose and Methods

This report contains average stumpage prices received by all Minnesota public agencies in **2011** for the following product classifications: sawtimber, pulp & bolts, pulpwood, fuelwood, and biomass. Information presented may be useful for determining the total volume and value of stumpage sold and for comparing relative volumes and values of stumpage sold during the reporting period by public agencies in Minnesota.

The various public agencies have different fiscal years. The reporting period for each agency is included as part of the agencies information. The fiscal year used by the counties is the same as the calendar year. Federal agencies (USFS and BIA) fiscal year runs from October 1 – September 30. The state's (Minnesota DNR) fiscal year runs from July 1 – June 30, but to make the data reported more consistent with the other agencies, the time period for state data included in the report is for **CY2011**. Some agencies report their data based on timber appraisal estimates from timber sales sold, while others report based on actual scale receipts from timber harvested and scaled. The reporting basis for each agency is included in the report.

DISCLAIMER: The timber sales data includes different products and units of measure by species. Reported volumes and values are adjusted to account for variability in product specifications at the discretion of the state forest economist. The reader should use caution when comparing the prices shown in this report with actual prices received or expected on any specific timber sale. Individual sale prices may vary significantly from the averages shown in this report because of variability in both economic and physical conditions.

Definitions

Average price: volume weighted (mean) calculated by multiplying the corresponding volume by price for each species/species group and product/product group.

Biomass: logging residues including tops, limbs, and cull pieces.

Board foot: a piece of wood 1" thick by 12" long by 12" wide.

Bolt: short length log, in the Lake States usually 100" in length with minimum 6" top diameter. Depending on species and quality, may be suitable for the production of dimensional lumber (2x4s), industrial grade lumber (pallets), for manufacturing turned forest products, or for peeling.

Cord: unit of cubic volume measure 4 feet wide, 4 feet high, and 8 feet long, or equivalent, containing 128 cubic feet of well stacked roundwood, including bark and air space.

MBF: one thousand board feet; for stumpage purposes, a unit of volume measured using log or tree scale.

MMBF: one million board feet; for stumpage purposes, a unit of volume measured using log or tree scale.

Pulpwood: stem suitable for fiber used for paper and oriented strand board (OSB) manufacturing.

Pulp & Bolts: stem containing the mixed products of pulpwood and bolts.

Sawtimber: stems containing logs suitable for production of graded boards and/or dimensional lumber.

Stumpage: the value of standing trees.

2011 SUMMARY TABLE – ALL MINNESOTA PUBLIC AGENCIES

All Agencies Reporting Period: Variable

Reporting Basis: Variable

<u>Species Name</u>	Sawtimber		Pulp and Bolts		Pulpwood		Fuelwood		Biomass	
	<u>MBF</u>	<u>Avg Price</u>	<u>Cords</u>	<u>Avg Price</u>	<u>Cords</u>	<u>Avg Price</u>	<u>Cords</u>	<u>Avg Price</u>	<u>Tons</u>	<u>Avg Price</u>
Aspen	55.4	\$52.11	0.0	\$0.00	928,674.3	\$25.55	0.0	\$0.00	5,086.0	\$0.97
Balm of Gilead	0.0	\$0.00	0.0	\$0.00	11,883.6	\$20.01	0.0	\$0.00	0.0	\$0.00
Birch Species	32.1	\$42.15	32,240.2	\$15.54	87,228.1	\$9.41	251.0	\$7.60	0.0	\$0.00
Ash Species	78.4	\$58.09	2,357.0	\$18.23	47,709.5	\$7.41	170.0	\$5.01	0.0	\$0.00
Elm Species	39.7	\$60.43	0.0	\$0.00	630.0	\$5.49	0.0	\$0.00	0.0	\$0.00
Oak Species	3,234.8	\$232.20	53,591.1	\$19.95	14,195.1	\$11.29	3,259.6	\$6.60	621.0	\$1.00
Basswood	320.3	\$66.11	13,897.8	\$10.70	13,756.6	\$7.58	96.4	\$3.30	0.0	\$0.00
Other Hardwoods	1,597.5	\$48.31	10,730.0	\$18.75	59,167.9	\$10.58	2,425.0	\$4.88	1,017.0	\$1.00
Balsam Fir	0.0	\$0.00	57,744.0	\$20.39	48,914.0	\$17.91	0.0	\$0.00	0.0	\$0.00
White Spruce	293.7	\$64.23	66,550.5	\$24.99	9,872.0	\$17.91	43.0	\$2.00	2.0	\$1.00
Black Spruce	0.0	\$0.00	0.0	\$0.00	99,250.5	\$23.14	0.0	\$0.00	118.0	\$1.00
Tamarack	0.0	\$0.00	0.0	\$0.00	58,117.7	\$5.51	2,769.0	\$2.08	5.0	\$1.00
White Cedar	0.0	\$0.00	0.0	\$0.00	2,046.3	\$8.21	0.0	\$0.00	0.0	\$0.00
Jack Pine	457.0	\$145.76	65,489.4	\$28.03	12,436.0	\$8.06	677.9	\$2.18	900.0	\$1.04
Red Pine	9,938.7	\$142.33	110,296.1	\$36.29	12,164.7	\$19.25	27.0	\$2.22	401.0	\$1.62
White Pine	322.5	\$82.55	4,528.8	\$37.95	1,136.0	\$5.37	0.0	\$0.00	0.0	\$0.00
Maple	43.6	\$160.78	9,367.0	\$13.86	54,298.0	\$8.99	520.0	\$3.85	0.0	\$0.00
Mixed Spp-Bio	0.0	\$0.00	0.0	\$0.00	0.0	\$0.00	0.0	\$0.00	64,681.0	\$1.19
All Agencies All Species	16,413.7	\$145.88	426,791.9	\$25.64	1,461,480.3	\$20.90	10,238.9	\$4.47	72,831.0	\$1.17

The Public Stumpage Price Review is compiled by the Division of Forestry in cooperation with other public land management agencies in Minnesota.

Distribution is 100% electronic and is available for download from the DNR website along with reports from previous years.

2011 MINNESOTA COUNTIES

Aitkin Co.		Reporting Period: 01/11 to 12/11				Reporting Basis: Appraisal Reports					
<u>Species Name</u>	Sawtimber		Pulp and Bolts		Pulpwood		Fuelwood		Biomass		
	<u>MBF</u>	<u>Avg Price</u>	<u>Cords</u>	<u>Avg Price</u>	<u>Cords</u>	<u>Avg Price</u>	<u>Cords</u>	<u>Avg Price</u>	<u>Tons</u>	<u>Avg Price</u>	
Aspen	45.0	\$54.87	0.0	\$0.00	25,133.0	\$27.42	0.0	\$0.00	0.0	\$0.00	
Balm of Gilead	0.0	\$0.00	0.0	\$0.00	0.0	\$0.00	0.0	\$0.00	0.0	\$0.00	
Birch Species	20.0	\$46.50	0.0	\$0.00	3,033.0	\$11.96	0.0	\$0.00	0.0	\$0.00	
Ash Species	51.0	\$63.73	0.0	\$0.00	3,411.0	\$13.68	3.0	\$2.00	0.0	\$0.00	
Elm Species	0.0	\$0.00	0.0	\$0.00	0.0	\$0.00	0.0	\$0.00	0.0	\$0.00	
Oak Species	198.0	\$122.71	1,492.0	\$19.43	0.0	\$0.00	75.0	\$8.00	0.0	\$0.00	
Basswood	205.0	\$66.34	652.0	\$10.78	0.0	\$0.00	0.0	\$0.00	0.0	\$0.00	
Other Hardwoods	53.0	\$64.47	0.0	\$0.00	6,477.0	\$10.05	240.0	\$10.65	0.0	\$0.00	
Balsam Fir	0.0	\$0.00	1,741.0	\$27.16	0.0	\$0.00	0.0	\$0.00	0.0	\$0.00	
White Spruce	0.0	\$0.00	655.0	\$23.73	0.0	\$0.00	0.0	\$0.00	0.0	\$0.00	
Black Spruce	0.0	\$0.00	0.0	\$0.00	346.0	\$13.21	0.0	\$0.00	0.0	\$0.00	
Tamarack	0.0	\$0.00	0.0	\$0.00	1,848.0	\$6.04	0.0	\$0.00	0.0	\$0.00	
White Cedar	0.0	\$0.00	0.0	\$0.00	0.0	\$0.00	0.0	\$0.00	0.0	\$0.00	
Jack Pine	0.0	\$0.00	100.0	\$20.04	0.0	\$0.00	0.0	\$0.00	0.0	\$0.00	
Red Pine	8.0	\$100.00	2,045.0	\$25.53	2.0	\$15.00	0.0	\$0.00	0.0	\$0.00	
White Pine	0.0	\$0.00	10.0	\$25.00	0.0	\$0.00	0.0	\$0.00	0.0	\$0.00	
Maple	16.0	\$98.75	0.0	\$0.00	7,965.0	\$10.52	0.0	\$0.00	0.0	\$0.00	
Mixed Spp-Bio	0.0	\$0.00	0.0	\$0.00	0.0	\$0.00	0.0	\$0.00	0.0	\$0.00	
Aitkin Co.	All Species	596.0	\$84.46	6,695.0	\$22.90	48,215.0	\$19.43	318.0	\$9.94	0.0	\$0.00

Becker Co. Reporting Period: 01/11 to 12/11 Reporting Appraisal Reports

<u>Species Name</u>	Sawtimber		Pulp and Bolts		Pulpwood		Fuelwood		Biomass	
	<u>MBF</u>	<u>Avg Price</u>	<u>Cords</u>	<u>Avg Price</u>	<u>Cords</u>	<u>Avg Price</u>	<u>Cords</u>	<u>Avg Price</u>	<u>Tons</u>	<u>Avg Price</u>
Aspen	0.0	\$0.00	0.0	\$0.00	7,935.0	\$31.58	0.0	\$0.00	0.0	\$0.00
Balm of Gilead	0.0	\$0.00	0.0	\$0.00	60.0	\$23.55	0.0	\$0.00	0.0	\$0.00
Birch Species	0.0	\$0.00	0.0	\$0.00	1,065.0	\$10.79	0.0	\$0.00	0.0	\$0.00
Ash Species	0.0	\$0.00	0.0	\$0.00	0.0	\$0.00	0.0	\$0.00	0.0	\$0.00
Elm Species	0.0	\$0.00	0.0	\$0.00	0.0	\$0.00	0.0	\$0.00	0.0	\$0.00
Oak Species	0.0	\$0.00	365.0	\$17.78	0.0	\$0.00	0.0	\$0.00	0.0	\$0.00
Basswood	0.0	\$0.00	0.0	\$0.00	80.0	\$9.00	0.0	\$0.00	0.0	\$0.00
Other Hardwoods	0.0	\$0.00	0.0	\$0.00	70.0	\$6.00	0.0	\$0.00	0.0	\$0.00
Balsam Fir	0.0	\$0.00	388.0	\$24.45	0.0	\$0.00	0.0	\$0.00	0.0	\$0.00
White Spruce	0.0	\$0.00	0.0	\$0.00	0.0	\$0.00	0.0	\$0.00	0.0	\$0.00
Black Spruce	0.0	\$0.00	0.0	\$0.00	0.0	\$0.00	0.0	\$0.00	0.0	\$0.00
Tamarack	0.0	\$0.00	0.0	\$0.00	0.0	\$0.00	0.0	\$0.00	0.0	\$0.00
White Cedar	0.0	\$0.00	0.0	\$0.00	0.0	\$0.00	0.0	\$0.00	0.0	\$0.00
Jack Pine	0.0	\$0.00	0.0	\$0.00	472.0	\$9.35	0.0	\$0.00	0.0	\$0.00
Red Pine	0.0	\$0.00	0.0	\$0.00	155.0	\$20.74	0.0	\$0.00	0.0	\$0.00
White Pine	0.0	\$0.00	0.0	\$0.00	0.0	\$0.00	0.0	\$0.00	0.0	\$0.00
Maple	0.0	\$0.00	0.0	\$0.00	40.0	\$9.85	0.0	\$0.00	0.0	\$0.00
Mixed Spp-Bio	0.0	\$0.00	0.0	\$0.00	0.0	\$0.00	0.0	\$0.00	0.0	\$0.00
Becker Co. All Species	0.0	\$0.00	753.0	\$21.22	9,877.0	\$27.61	0.0	\$0.00	0.0	\$0.00

Beltrami Co. Reporting Period: 01/11 to 12/11

Reporting Basis: Appraisal Reports

<u>Species Name</u>	Sawtimber		Pulp and Bolts		Pulpwood		Fuelwood		Biomass	
	<u>MBF</u>	<u>Avg Price</u>	<u>Cords</u>	<u>Avg Price</u>	<u>Cords</u>	<u>Avg Price</u>	<u>Cords</u>	<u>Avg Price</u>	<u>Tons</u>	<u>Avg Price</u>
Aspen	0.0	\$0.00	0.0	\$0.00	17,726.0	\$29.37	0.0	\$0.00	0.0	\$0.00
Balm of Gilead	0.0	\$0.00	0.0	\$0.00	1,150.0	\$22.95	0.0	\$0.00	0.0	\$0.00
Birch Species	0.0	\$0.00	0.0	\$0.00	2,649.0	\$16.35	0.0	\$0.00	0.0	\$0.00
Ash Species	0.0	\$0.00	0.0	\$0.00	2,140.0	\$10.48	0.0	\$0.00	0.0	\$0.00
Elm Species	0.0	\$0.00	0.0	\$0.00	0.0	\$0.00	0.0	\$0.00	0.0	\$0.00
Oak Species	0.0	\$0.00	0.0	\$0.00	358.0	\$15.58	64.0	\$12.97	0.0	\$0.00
Basswood	0.0	\$0.00	0.0	\$0.00	1,597.0	\$14.97	0.0	\$0.00	0.0	\$0.00
Other Hardwoods	0.0	\$0.00	0.0	\$0.00	120.0	\$14.55	0.0	\$0.00	0.0	\$0.00
Balsam Fir	0.0	\$0.00	2,700.0	\$25.20	0.0	\$0.00	0.0	\$0.00	0.0	\$0.00
White Spruce	0.0	\$0.00	350.0	\$27.40	0.0	\$0.00	0.0	\$0.00	0.0	\$0.00
Black Spruce	0.0	\$0.00	0.0	\$0.00	195.0	\$19.67	0.0	\$0.00	0.0	\$0.00
Tamarack	0.0	\$0.00	0.0	\$0.00	1,126.0	\$10.70	0.0	\$0.00	0.0	\$0.00
White Cedar	0.0	\$0.00	0.0	\$0.00	0.0	\$0.00	0.0	\$0.00	0.0	\$0.00
Jack Pine	0.0	\$0.00	1,820.0	\$39.25	0.0	\$0.00	22.0	\$4.00	0.0	\$0.00
Red Pine	1,653.0	\$196.97	2,426.0	\$58.72	1,956.0	\$9.53	0.0	\$0.00	0.0	\$0.00
White Pine	0.0	\$0.00	0.0	\$0.00	0.0	\$0.00	0.0	\$0.00	0.0	\$0.00
Maple	0.0	\$0.00	0.0	\$0.00	1,258.0	\$14.18	0.0	\$0.00	0.0	\$0.00
Mixed Spp-Bio	0.0	\$0.00	0.0	\$0.00	0.0	\$0.00	0.0	\$0.00	3,700.0	\$0.99
Beltrami Co. All Species	1,653.0	\$196.97	7,296.0	\$39.96	30,275.0	\$23.00	86.0	\$10.67	3,700.0	\$0.99

Carlton Co.		Reporting Period: 01/11 to 12/11				Reporting Basis: Appraisal Reports					
<u>Species Name</u>	<u>Sawtimber</u>		<u>Pulp and Bolts</u>		<u>Pulpwood</u>		<u>Fuelwood</u>		<u>Biomass</u>		
	<u>MBF</u>	<u>Avg Price</u>	<u>Cords</u>	<u>Avg Price</u>	<u>Cords</u>	<u>Avg Price</u>	<u>Cords</u>	<u>Avg Price</u>	<u>Tons</u>	<u>Avg Price</u>	
Aspen	0.0	\$0.00	0.0	\$0.00	8,790.0	\$35.30	0.0	\$0.00	0.0	\$0.00	
Balm of Gilead	0.0	\$0.00	0.0	\$0.00	10.0	\$15.00	0.0	\$0.00	0.0	\$0.00	
Birch Species	0.0	\$0.00	0.0	\$0.00	921.0	\$16.00	0.0	\$0.00	0.0	\$0.00	
Ash Species	0.0	\$0.00	0.0	\$0.00	864.0	\$9.48	0.0	\$0.00	0.0	\$0.00	
Elm Species	0.0	\$0.00	0.0	\$0.00	0.0	\$0.00	0.0	\$0.00	0.0	\$0.00	
Oak Species	0.0	\$0.00	0.0	\$0.00	0.0	\$0.00	0.0	\$0.00	0.0	\$0.00	
Basswood	0.0	\$0.00	0.0	\$0.00	0.0	\$0.00	0.0	\$0.00	0.0	\$0.00	
Other Hardwoods	0.0	\$0.00	0.0	\$0.00	1,063.0	\$10.00	0.0	\$0.00	0.0	\$0.00	
Balsam Fir	0.0	\$0.00	0.0	\$0.00	694.0	\$14.94	0.0	\$0.00	0.0	\$0.00	
White Spruce	0.0	\$0.00	0.0	\$0.00	35.0	\$10.00	0.0	\$0.00	0.0	\$0.00	
Black Spruce	0.0	\$0.00	0.0	\$0.00	193.0	\$15.00	0.0	\$0.00	0.0	\$0.00	
Tamarack	0.0	\$0.00	0.0	\$0.00	131.0	\$6.00	0.0	\$0.00	0.0	\$0.00	
White Cedar	0.0	\$0.00	0.0	\$0.00	0.0	\$0.00	0.0	\$0.00	0.0	\$0.00	
Jack Pine	0.0	\$0.00	0.0	\$0.00	0.0	\$0.00	0.0	\$0.00	0.0	\$0.00	
Red Pine	0.0	\$0.00	842.0	\$44.46	307.0	\$10.00	0.0	\$0.00	0.0	\$0.00	
White Pine	0.0	\$0.00	0.0	\$0.00	0.0	\$0.00	0.0	\$0.00	0.0	\$0.00	
Maple	0.0	\$0.00	0.0	\$0.00	410.0	\$10.00	0.0	\$0.00	0.0	\$0.00	
Mixed Spp-Bio	0.0	\$0.00	0.0	\$0.00	0.0	\$0.00	0.0	\$0.00	0.0	\$0.00	
Carlton Co.	All Species	0.0	\$0.00	842.0	\$44.46	13,418.0	\$27.24	0.0	\$0.00	0.0	\$0.00

Cass Co. Reporting Period: 01/11 to 12/11

Reporting Basis: Appraisal Reports

<u>Species Name</u>	<u>Sawtimber</u>		<u>Pulp and Bolts</u>		<u>Pulpwood</u>		<u>Fuelwood</u>		<u>Biomass</u>	
	<u>MBF</u>	<u>Avg Price</u>	<u>Cords</u>	<u>Avg Price</u>	<u>Cords</u>	<u>Avg Price</u>	<u>Cords</u>	<u>Avg Price</u>	<u>Tons</u>	<u>Avg Price</u>
Aspen	0.0	\$0.00	0.0	\$0.00	37,348.5	\$27.47	0.0	\$0.00	0.0	\$0.00
Balm of Gilead	0.0	\$0.00	0.0	\$0.00	379.5	\$14.47	0.0	\$0.00	0.0	\$0.00
Birch Species	0.0	\$0.00	12,872.0	\$18.39	0.0	\$0.00	0.0	\$0.00	0.0	\$0.00
Ash Species	0.0	\$0.00	0.0	\$0.00	892.0	\$9.45	0.0	\$0.00	0.0	\$0.00
Elm Species	0.0	\$0.00	0.0	\$0.00	0.0	\$0.00	0.0	\$0.00	0.0	\$0.00
Oak Species	0.0	\$0.00	12,534.0	\$29.19	0.0	\$0.00	0.0	\$0.00	0.0	\$0.00
Basswood	0.0	\$0.00	4,483.5	\$12.25	0.0	\$0.00	0.0	\$0.00	0.0	\$0.00
Other Hardwoods	0.0	\$0.00	0.0	\$0.00	0.0	\$0.00	0.0	\$0.00	0.0	\$0.00
Balsam Fir	0.0	\$0.00	0.0	\$0.00	1,083.0	\$20.34	0.0	\$0.00	0.0	\$0.00
White Spruce	0.0	\$0.00	323.0	\$28.28	0.0	\$0.00	0.0	\$0.00	0.0	\$0.00
Black Spruce	0.0	\$0.00	0.0	\$0.00	159.0	\$14.92	0.0	\$0.00	0.0	\$0.00
Tamarack	0.0	\$0.00	0.0	\$0.00	391.0	\$4.06	0.0	\$0.00	0.0	\$0.00
White Cedar	0.0	\$0.00	0.0	\$0.00	0.0	\$0.00	0.0	\$0.00	0.0	\$0.00
Jack Pine	0.0	\$0.00	2,295.0	\$23.30	0.0	\$0.00	0.0	\$0.00	0.0	\$0.00
Red Pine	136.6	\$158.68	4,432.0	\$28.94	3.5	\$22.86	0.0	\$0.00	0.0	\$0.00
White Pine	78.2	\$137.84	0.0	\$0.00	0.0	\$0.00	0.0	\$0.00	0.0	\$0.00
Maple	0.0	\$0.00	5,721.0	\$14.39	0.0	\$0.00	0.0	\$0.00	0.0	\$0.00
Mixed Spp-Bio	0.0	\$0.00	0.0	\$0.00	0.0	\$0.00	0.0	\$0.00	0.0	\$0.00
Cass Co. All Species	214.8	\$151.09	42,660.5	\$21.82	40,256.5	\$26.48	0.0	\$0.00	0.0	\$0.00

Clearwater Co. Reporting Period: 01/11 to 12/11

Reporting Basis: Appraisal Reports

Species Name	Sawtimber		Pulp and Bolts		Pulpwood		Fuelwood		Biomass	
	MBF	Avg Price	Cords	Avg Price	Cords	Avg Price	Cords	Avg Price	Tons	Avg Price
Aspen	0.0	\$0.00	0.0	\$0.00	15,095.0	\$29.46	0.0	\$0.00	0.0	\$0.00
Balm of Gilead	0.0	\$0.00	0.0	\$0.00	0.0	\$0.00	0.0	\$0.00	0.0	\$0.00
Birch Species	0.0	\$0.00	0.0	\$0.00	1,869.0	\$8.79	0.0	\$0.00	0.0	\$0.00
Ash Species	0.0	\$0.00	0.0	\$0.00	96.0	\$8.00	0.0	\$0.00	0.0	\$0.00
Elm Species	0.0	\$0.00	0.0	\$0.00	0.0	\$0.00	0.0	\$0.00	0.0	\$0.00
Oak Species	111.1	\$29.99	0.0	\$0.00	3,489.0	\$14.49	0.0	\$0.00	0.0	\$0.00
Basswood	43.5	\$30.00	0.0	\$0.00	2,156.0	\$2.00	0.0	\$0.00	0.0	\$0.00
Other Hardwoods	0.0	\$0.00	0.0	\$0.00	0.0	\$0.00	260.0	\$3.58	0.0	\$0.00
Balsam Fir	0.0	\$0.00	946.0	\$24.54	0.0	\$0.00	0.0	\$0.00	0.0	\$0.00
White Spruce	13.4	\$54.03	0.0	\$0.00	224.0	\$19.98	0.0	\$0.00	0.0	\$0.00
Black Spruce	0.0	\$0.00	0.0	\$0.00	0.0	\$0.00	0.0	\$0.00	0.0	\$0.00
Tamarack	0.0	\$0.00	0.0	\$0.00	0.0	\$0.00	0.0	\$0.00	0.0	\$0.00
White Cedar	0.0	\$0.00	0.0	\$0.00	0.0	\$0.00	0.0	\$0.00	0.0	\$0.00
Jack Pine	0.0	\$0.00	384.0	\$19.93	0.0	\$0.00	0.0	\$0.00	0.0	\$0.00
Red Pine	99.8	\$78.36	0.0	\$0.00	725.0	\$21.06	0.0	\$0.00	0.0	\$0.00
White Pine	3.0	\$65.00	0.0	\$0.00	22.0	\$18.00	0.0	\$0.00	0.0	\$0.00
Maple	0.0	\$0.00	0.0	\$0.00	1,729.0	\$9.50	0.0	\$0.00	0.0	\$0.00
Mixed Spp-Bio	0.0	\$0.00	0.0	\$0.00	0.0	\$0.00	0.0	\$0.00	0.0	\$0.00
Clearwater Co. All Species	270.8	\$49.39	1,330.0	\$23.21	25,405.0	\$21.78	260.0	\$3.58	0.0	\$0.00

Crow Wing Co. Reporting Period: 01/11 to 12/11

Reporting Basis: Appraisal Reports

<u>Species Name</u>	Sawtimber		Pulp and Bolts		Pulpwood		Fuelwood		Biomass	
	<u>MBF</u>	<u>Avg Price</u>	<u>Cords</u>	<u>Avg Price</u>	<u>Cords</u>	<u>Avg Price</u>	<u>Cords</u>	<u>Avg Price</u>	<u>Tons</u>	<u>Avg Price</u>
Aspen	0.0	\$0.00	0.0	\$0.00	15,674.0	\$29.77	0.0	\$0.00	0.0	\$0.00
Balm of Gilead	0.0	\$0.00	0.0	\$0.00	0.0	\$0.00	0.0	\$0.00	0.0	\$0.00
Birch Species	0.0	\$0.00	4,314.0	\$17.12	0.0	\$0.00	0.0	\$0.00	0.0	\$0.00
Ash Species	0.0	\$0.00	0.0	\$0.00	294.0	\$10.83	0.0	\$0.00	0.0	\$0.00
Elm Species	0.0	\$0.00	0.0	\$0.00	0.0	\$0.00	0.0	\$0.00	0.0	\$0.00
Oak Species	0.0	\$0.00	3,767.0	\$24.85	0.0	\$0.00	0.0	\$0.00	0.0	\$0.00
Basswood	0.0	\$0.00	456.0	\$12.17	0.0	\$0.00	0.0	\$0.00	0.0	\$0.00
Other Hardwoods	0.0	\$0.00	0.0	\$0.00	0.0	\$0.00	0.0	\$0.00	0.0	\$0.00
Balsam Fir	0.0	\$0.00	0.0	\$0.00	659.0	\$20.84	0.0	\$0.00	0.0	\$0.00
White Spruce	0.0	\$0.00	205.0	\$20.28	0.0	\$0.00	0.0	\$0.00	0.0	\$0.00
Black Spruce	0.0	\$0.00	0.0	\$0.00	280.0	\$14.00	0.0	\$0.00	0.0	\$0.00
Tamarack	0.0	\$0.00	0.0	\$0.00	260.0	\$7.00	0.0	\$0.00	0.0	\$0.00
White Cedar	0.0	\$0.00	0.0	\$0.00	0.0	\$0.00	0.0	\$0.00	0.0	\$0.00
Jack Pine	0.0	\$0.00	969.0	\$41.09	0.0	\$0.00	0.0	\$0.00	50.0	\$1.80
Red Pine	219.8	\$177.52	0.0	\$0.00	1,292.0	\$15.71	0.0	\$0.00	0.0	\$0.00
White Pine	6.0	\$193.50	110.0	\$19.00	0.0	\$0.00	0.0	\$0.00	0.0	\$0.00
Maple	0.0	\$0.00	0.0	\$0.00	2,076.0	\$12.79	0.0	\$0.00	0.0	\$0.00
Mixed Spp-Bio	0.0	\$0.00	0.0	\$0.00	0.0	\$0.00	0.0	\$0.00	3,204.0	\$1.00
Crow Wing Co. All Species	225.8	\$177.94	9,821.0	\$22.31	20,535.0	\$26.11	0.0	\$0.00	3,254.0	\$1.01

Hubbard Co. Reporting Period: 01/11 to 12/11

Reporting Basis: Appraisal Reports

Species Name	Sawtimber		Pulp and Bolts		Pulpwood		Fuelwood		Biomass	
	MBF	Avg Price	Cords	Avg Price	Cords	Avg Price	Cords	Avg Price	Tons	Avg Price
Aspen	0.0	\$0.00	0.0	\$0.00	24,098.0	\$34.36	0.0	\$0.00	0.0	\$0.00
Balm of Gilead	0.0	\$0.00	0.0	\$0.00	41.0	\$22.68	0.0	\$0.00	0.0	\$0.00
Birch Species	0.0	\$0.00	1,025.0	\$13.17	4,168.0	\$11.73	0.0	\$0.00	0.0	\$0.00
Ash Species	0.0	\$0.00	0.0	\$0.00	170.0	\$5.20	0.0	\$0.00	0.0	\$0.00
Elm Species	0.0	\$0.00	0.0	\$0.00	0.0	\$0.00	0.0	\$0.00	0.0	\$0.00
Oak Species	0.0	\$0.00	220.0	\$20.65	628.0	\$13.47	0.0	\$0.00	0.0	\$0.00
Basswood	0.0	\$0.00	0.0	\$0.00	90.0	\$8.09	0.0	\$0.00	0.0	\$0.00
Other Hardwoods	0.0	\$0.00	0.0	\$0.00	825.0	\$10.89	0.0	\$0.00	0.0	\$0.00
Balsam Fir	0.0	\$0.00	1,240.0	\$25.16	182.5	\$15.86	0.0	\$0.00	0.0	\$0.00
White Spruce	0.0	\$0.00	186.0	\$36.61	0.0	\$0.00	0.0	\$0.00	0.0	\$0.00
Black Spruce	0.0	\$0.00	0.0	\$0.00	315.0	\$15.49	0.0	\$0.00	0.0	\$0.00
Tamarack	0.0	\$0.00	0.0	\$0.00	397.0	\$4.61	0.0	\$0.00	0.0	\$0.00
White Cedar	0.0	\$0.00	0.0	\$0.00	0.0	\$0.00	0.0	\$0.00	0.0	\$0.00
Jack Pine	0.0	\$0.00	4,140.0	\$40.70	23.0	\$10.52	10.0	\$2.00	0.0	\$0.00
Red Pine	457.0	\$156.42	918.0	\$21.08	125.0	\$19.93	0.0	\$0.00	0.0	\$0.00
White Pine	0.0	\$0.00	0.0	\$0.00	0.0	\$0.00	0.0	\$0.00	0.0	\$0.00
Maple	0.0	\$0.00	0.0	\$0.00	130.0	\$10.87	0.0	\$0.00	0.0	\$0.00
Mixed Spp-Bio	0.0	\$0.00	0.0	\$0.00	0.0	\$0.00	0.0	\$0.00	1,260.0	\$0.99
Hubbard Co. All Species	457.0	\$156.42	7,729.0	\$31.56	31,192.5	\$29.20	10.0	\$2.00	1,260.0	\$0.99

Itasca Co. Reporting Period: 01/11 to 12/11

Reporting Basis: Appraisal Reports

<u>Species Name</u>	Sawtimber		Pulp and Bolts		Pulpwood		Fuelwood		Biomass	
	<u>MBF</u>	<u>Avg Price</u>	<u>Cords</u>	<u>Avg Price</u>	<u>Cords</u>	<u>Avg Price</u>	<u>Cords</u>	<u>Avg Price</u>	<u>Tons</u>	<u>Avg Price</u>
Aspen	0.0	\$0.00	0.0	\$0.00	45,650.0	\$25.08	0.0	\$0.00	0.0	\$0.00
Balm of Gilead	0.0	\$0.00	0.0	\$0.00	1,488.0	\$21.06	0.0	\$0.00	0.0	\$0.00
Birch Species	0.0	\$0.00	0.0	\$0.00	9,132.0	\$12.79	0.0	\$0.00	0.0	\$0.00
Ash Species	0.0	\$0.00	0.0	\$0.00	5,269.0	\$14.68	0.0	\$0.00	0.0	\$0.00
Elm Species	0.0	\$0.00	0.0	\$0.00	0.0	\$0.00	0.0	\$0.00	0.0	\$0.00
Oak Species	0.0	\$0.00	1,152.0	\$24.79	0.0	\$0.00	0.0	\$0.00	0.0	\$0.00
Basswood	0.0	\$0.00	0.0	\$0.00	2,006.0	\$13.06	0.0	\$0.00	0.0	\$0.00
Other Hardwoods	0.0	\$0.00	0.0	\$0.00	0.0	\$0.00	0.0	\$0.00	0.0	\$0.00
Balsam Fir	0.0	\$0.00	8,925.0	\$23.65	0.0	\$0.00	0.0	\$0.00	0.0	\$0.00
White Spruce	0.0	\$0.00	3,304.0	\$29.64	0.0	\$0.00	0.0	\$0.00	0.0	\$0.00
Black Spruce	0.0	\$0.00	0.0	\$0.00	7,032.0	\$28.73	0.0	\$0.00	0.0	\$0.00
Tamarack	0.0	\$0.00	0.0	\$0.00	3,861.0	\$5.49	0.0	\$0.00	0.0	\$0.00
White Cedar	0.0	\$0.00	0.0	\$0.00	1.0	\$8.50	0.0	\$0.00	0.0	\$0.00
Jack Pine	0.0	\$0.00	5,065.0	\$35.48	0.0	\$0.00	0.0	\$0.00	0.0	\$0.00
Red Pine	0.0	\$0.00	14,375.0	\$49.46	0.0	\$0.00	0.0	\$0.00	0.0	\$0.00
White Pine	0.0	\$0.00	538.0	\$64.11	0.0	\$0.00	0.0	\$0.00	0.0	\$0.00
Maple	0.0	\$0.00	0.0	\$0.00	4,081.0	\$9.37	0.0	\$0.00	0.0	\$0.00
Mixed Spp-Bio	0.0	\$0.00	0.0	\$0.00	0.0	\$0.00	0.0	\$0.00	3,546.0	\$1.02
Itasca Co. All Species	0.0	\$0.00	33,359.0	\$37.85	78,520.0	\$21.11	0.0	\$0.00	3,546.0	\$1.02

Koochiching Co. Reporting Period: 01/11 to 12/11

Reporting Basis: Appraisal Reports

<u>Species Name</u>	Sawtimber		Pulp and Bolts		Pulpwood		Fuelwood		Biomass	
	<u>MBF</u>	<u>Avg Price</u>	<u>Cords</u>	<u>Avg Price</u>	<u>Cords</u>	<u>Avg Price</u>	<u>Cords</u>	<u>Avg Price</u>	<u>Tons</u>	<u>Avg Price</u>
Aspen	0.0	\$0.00	0.0	\$0.00	60,956.0	\$30.38	0.0	\$0.00	0.0	\$0.00
Balm of Gilead	0.0	\$0.00	0.0	\$0.00	2,485.0	\$24.26	0.0	\$0.00	0.0	\$0.00
Birch Species	0.0	\$0.00	0.0	\$0.00	3,693.0	\$5.93	0.0	\$0.00	0.0	\$0.00
Ash Species	0.0	\$0.00	0.0	\$0.00	3,641.0	\$6.11	0.0	\$0.00	0.0	\$0.00
Elm Species	0.0	\$0.00	0.0	\$0.00	0.0	\$0.00	0.0	\$0.00	0.0	\$0.00
Oak Species	0.0	\$0.00	0.0	\$0.00	0.0	\$0.00	0.0	\$0.00	0.0	\$0.00
Basswood	0.0	\$0.00	0.0	\$0.00	235.0	\$5.21	0.0	\$0.00	0.0	\$0.00
Other Hardwoods	0.0	\$0.00	0.0	\$0.00	20.0	\$2.00	252.0	\$2.90	0.0	\$0.00
Balsam Fir	0.0	\$0.00	0.0	\$0.00	10,334.0	\$17.87	0.0	\$0.00	0.0	\$0.00
White Spruce	0.0	\$0.00	0.0	\$0.00	0.0	\$0.00	0.0	\$0.00	0.0	\$0.00
Black Spruce	0.0	\$0.00	0.0	\$0.00	17,549.0	\$26.45	0.0	\$0.00	0.0	\$0.00
Tamarack	0.0	\$0.00	0.0	\$0.00	3,522.0	\$6.68	0.0	\$0.00	0.0	\$0.00
White Cedar	0.0	\$0.00	0.0	\$0.00	454.0	\$5.52	0.0	\$0.00	0.0	\$0.00
Jack Pine	0.0	\$0.00	1,776.0	\$42.07	0.0	\$0.00	0.0	\$0.00	0.0	\$0.00
Red Pine	0.0	\$0.00	879.0	\$30.01	0.0	\$0.00	0.0	\$0.00	0.0	\$0.00
White Pine	0.0	\$0.00	0.0	\$0.00	6.0	\$11.00	0.0	\$0.00	0.0	\$0.00
Maple	0.0	\$0.00	0.0	\$0.00	179.0	\$5.20	0.0	\$0.00	0.0	\$0.00
Mixed Spp-Bio	0.0	\$0.00	0.0	\$0.00	0.0	\$0.00	0.0	\$0.00	619.0	\$0.22
Koochiching Co. All Species	0.0	\$0.00	2,655.0	\$38.08	103,074.0	\$25.55	252.0	\$2.90	619.0	\$0.22

Lake Co. Reporting Period: 01/11 to 12/11

Reporting Basis: Appraisal Reports

Species Name	Sawtimber		Pulp and Bolts		Pulpwood		Fuelwood		Biomass	
	MBF	Avg Price	Cords	Avg Price	Cords	Avg Price	Cords	Avg Price	Tons	Avg Price
Aspen	0.0	\$0.00	0.0	\$0.00	4,049.0	\$25.63	0.0	\$0.00	0.0	\$0.00
Balm of Gilead	0.0	\$0.00	0.0	\$0.00	286.0	\$10.25	0.0	\$0.00	0.0	\$0.00
Birch Species	0.0	\$0.00	3,681.0	\$16.58	375.0	\$14.43	0.0	\$0.00	0.0	\$0.00
Ash Species	0.0	\$0.00	0.0	\$0.00	573.0	\$8.47	0.0	\$0.00	0.0	\$0.00
Elm Species	0.0	\$0.00	0.0	\$0.00	0.0	\$0.00	0.0	\$0.00	0.0	\$0.00
Oak Species	0.0	\$0.00	0.0	\$0.00	0.0	\$0.00	0.0	\$0.00	0.0	\$0.00
Basswood	0.0	\$0.00	0.0	\$0.00	695.0	\$8.20	0.0	\$0.00	0.0	\$0.00
Other Hardwoods	0.0	\$0.00	0.0	\$0.00	3,834.0	\$10.58	178.0	\$8.59	0.0	\$0.00
Balsam Fir	0.0	\$0.00	0.0	\$0.00	1,829.0	\$17.02	0.0	\$0.00	0.0	\$0.00
White Spruce	0.0	\$0.00	0.0	\$0.00	1,101.0	\$22.76	0.0	\$0.00	0.0	\$0.00
Black Spruce	0.0	\$0.00	0.0	\$0.00	1,294.0	\$19.62	0.0	\$0.00	0.0	\$0.00
Tamarack	0.0	\$0.00	0.0	\$0.00	125.0	\$8.77	0.0	\$0.00	0.0	\$0.00
White Cedar	0.0	\$0.00	0.0	\$0.00	22.0	\$10.73	0.0	\$0.00	0.0	\$0.00
Jack Pine	0.0	\$0.00	115.0	\$23.40	0.0	\$0.00	0.0	\$0.00	0.0	\$0.00
Red Pine	0.0	\$0.00	0.0	\$0.00	192.0	\$14.90	0.0	\$0.00	0.0	\$0.00
White Pine	0.0	\$0.00	96.0	\$30.59	0.0	\$0.00	0.0	\$0.00	0.0	\$0.00
Maple	0.0	\$0.00	0.0	\$0.00	0.0	\$0.00	0.0	\$0.00	0.0	\$0.00
Mixed Spp-Bio	0.0	\$0.00	0.0	\$0.00	0.0	\$0.00	0.0	\$0.00	1,175.0	\$0.85
Lake Co. All Species	0.0	\$0.00	3,892.0	\$17.12	14,375.0	\$17.32	178.0	\$8.59	1,175.0	\$0.85

Pine Co. Reporting Period: 01/11 to 12/11

Reporting Basis: Appraisal Reports

Species Name	Sawtimber		Pulp and Bolts		Pulpwood		Fuelwood		Biomass	
	MBF	Avg Price	Cords	Avg Price	Cords	Avg Price	Cords	Avg Price	Tons	Avg Price
Aspen	0.0	\$0.00	0.0	\$0.00	5,950.0	\$31.01	0.0	\$0.00	0.0	\$0.00
Balm of Gilead	0.0	\$0.00	0.0	\$0.00	0.0	\$0.00	0.0	\$0.00	0.0	\$0.00
Birch Species	0.0	\$0.00	547.0	\$14.96	0.0	\$0.00	0.0	\$0.00	0.0	\$0.00
Ash Species	0.0	\$0.00	2,357.0	\$18.23	0.0	\$0.00	0.0	\$0.00	0.0	\$0.00
Elm Species	0.0	\$0.00	0.0	\$0.00	0.0	\$0.00	0.0	\$0.00	0.0	\$0.00
Oak Species	0.0	\$0.00	489.0	\$23.34	0.0	\$0.00	0.0	\$0.00	0.0	\$0.00
Basswood	0.0	\$0.00	458.0	\$12.78	0.0	\$0.00	0.0	\$0.00	0.0	\$0.00
Other Hardwoods	0.0	\$0.00	0.0	\$0.00	1,590.0	\$7.29	0.0	\$0.00	0.0	\$0.00
Balsam Fir	0.0	\$0.00	0.0	\$0.00	0.0	\$0.00	0.0	\$0.00	0.0	\$0.00
White Spruce	0.0	\$0.00	0.0	\$0.00	0.0	\$0.00	0.0	\$0.00	0.0	\$0.00
Black Spruce	0.0	\$0.00	0.0	\$0.00	0.0	\$0.00	0.0	\$0.00	0.0	\$0.00
Tamarack	0.0	\$0.00	0.0	\$0.00	0.0	\$0.00	0.0	\$0.00	0.0	\$0.00
White Cedar	0.0	\$0.00	0.0	\$0.00	0.0	\$0.00	0.0	\$0.00	0.0	\$0.00
Jack Pine	0.0	\$0.00	0.0	\$0.00	0.0	\$0.00	0.0	\$0.00	0.0	\$0.00
Red Pine	0.0	\$0.00	0.0	\$0.00	0.0	\$0.00	0.0	\$0.00	0.0	\$0.00
White Pine	0.0	\$0.00	0.0	\$0.00	0.0	\$0.00	0.0	\$0.00	0.0	\$0.00
Maple	0.0	\$0.00	0.0	\$0.00	1,622.0	\$14.85	0.0	\$0.00	0.0	\$0.00
Mixed Spp-Bio	0.0	\$0.00	0.0	\$0.00	0.0	\$0.00	0.0	\$0.00	0.0	\$0.00
Pine Co. All Species	0.0	\$0.00	3,851.0	\$17.77	9,162.0	\$24.03	0.0	\$0.00	0.0	\$0.00

St. Louis Co. Reporting Period: 01/11 to 12/11

Reporting Basis: Appraisal Reports

Species Name	Sawtimber		Pulp and Bolts		Pulpwood		Fuelwood		Biomass	
	MBF	Avg Price	Cords	Avg Price	Cords	Avg Price	Cords	Avg Price	Tons	Avg Price
Aspen	0.0	\$0.00	0.0	\$0.00	86,467.0	\$27.90	0.0	\$0.00	0.0	\$0.00
Balm of Gilead	0.0	\$0.00	0.0	\$0.00	2,750.0	\$25.27	0.0	\$0.00	0.0	\$0.00
Birch Species	0.0	\$0.00	0.0	\$0.00	22,295.0	\$10.56	0.0	\$0.00	0.0	\$0.00
Ash Species	0.0	\$0.00	0.0	\$0.00	19,749.0	\$4.52	0.0	\$0.00	0.0	\$0.00
Elm Species	0.0	\$0.00	0.0	\$0.00	0.0	\$0.00	0.0	\$0.00	0.0	\$0.00
Oak Species	0.0	\$0.00	537.0	\$23.59	0.0	\$0.00	0.0	\$0.00	0.0	\$0.00
Basswood	0.0	\$0.00	0.0	\$0.00	644.0	\$9.23	0.0	\$0.00	0.0	\$0.00
Other Hardwoods	0.0	\$0.00	0.0	\$0.00	0.0	\$0.00	0.0	\$0.00	0.0	\$0.00
Balsam Fir	0.0	\$0.00	0.0	\$0.00	23,887.0	\$20.61	0.0	\$0.00	0.0	\$0.00
White Spruce	0.0	\$0.00	9,342.0	\$25.80	0.0	\$0.00	0.0	\$0.00	0.0	\$0.00
Black Spruce	0.0	\$0.00	0.0	\$0.00	15,337.0	\$30.51	0.0	\$0.00	0.0	\$0.00
Tamarack	0.0	\$0.00	0.0	\$0.00	3,201.0	\$8.71	0.0	\$0.00	0.0	\$0.00
White Cedar	0.0	\$0.00	0.0	\$0.00	0.0	\$0.00	0.0	\$0.00	0.0	\$0.00
Jack Pine	0.0	\$0.00	2,634.0	\$23.29	0.0	\$0.00	0.0	\$0.00	0.0	\$0.00
Red Pine	0.0	\$0.00	2,998.0	\$43.95	0.0	\$0.00	0.0	\$0.00	0.0	\$0.00
White Pine	0.0	\$0.00	1,947.0	\$38.09	0.0	\$0.00	0.0	\$0.00	0.0	\$0.00
Maple	0.0	\$0.00	0.0	\$0.00	12,833.0	\$7.79	0.0	\$0.00	0.0	\$0.00
Mixed Spp-Bio	0.0	\$0.00	0.0	\$0.00	0.0	\$0.00	0.0	\$0.00	0.0	\$0.00
St. Louis Co. All Species	0.0	\$0.00	17,458.0	\$29.84	187,163.0	\$20.84	0.0	\$0.00	0.0	\$0.00

2011 MINNESOTA FEDERAL AGENCIES

USDI - BIA Reporting Period: 01/11 to 12/11

Reporting Basis: Scale Receipts

Species Name	Sawtimber		Pulp and Bolts		Pulpwood		Fuelwood		Biomass	
	MBF	Avg Price	Cords	Avg Price	Cords	Avg Price	Cords	Avg Price	Tons	Avg Price
Aspen	0.0	\$0.00	0.0	\$0.00	39,371.0	\$16.36	0.0	\$0.00	0.0	\$0.00
Balm of Gilead	0.0	\$0.00	0.0	\$0.00	1,749.1	\$9.35	0.0	\$0.00	0.0	\$0.00
Birch Species	0.0	\$0.00	0.0	\$0.00	1,144.3	\$4.33	0.0	\$0.00	0.0	\$0.00
Ash Species	0.0	\$0.00	0.0	\$0.00	424.6	\$12.65	37.0	\$5.08	0.0	\$0.00
Elm Species	0.0	\$0.00	0.0	\$0.00	0.0	\$0.00	0.0	\$0.00	0.0	\$0.00
Oak Species	2.7	\$49.63	0.0	\$0.00	210.4	\$5.25	29.0	\$4.93	0.0	\$0.00
Basswood	0.0	\$0.00	0.0	\$0.00	78.7	\$7.64	0.0	\$0.00	0.0	\$0.00
Other Hardwoods	0.0	\$0.00	0.0	\$0.00	1,303.4	\$5.14	412.0	\$4.13	0.0	\$0.00
Balsam Fir	0.0	\$0.00	0.0	\$0.00	2,082.5	\$12.72	0.0	\$0.00	0.0	\$0.00
White Spruce	0.0	\$0.00	0.0	\$0.00	1,574.8	\$20.55	0.0	\$0.00	0.0	\$0.00
Black Spruce	0.0	\$0.00	0.0	\$0.00	1,011.3	\$23.36	0.0	\$0.00	0.0	\$0.00
Tamarack	0.0	\$0.00	0.0	\$0.00	477.4	\$4.63	0.0	\$0.00	0.0	\$0.00
White Cedar	0.0	\$0.00	0.0	\$0.00	484.4	\$16.31	0.0	\$0.00	0.0	\$0.00
Jack Pine	0.0	\$0.00	0.0	\$0.00	0.0	\$0.00	0.0	\$0.00	0.0	\$0.00
Red Pine	393.9	\$108.16	736.6	\$25.82	1,552.8	\$19.80	0.0	\$0.00	0.0	\$0.00
White Pine	81.9	\$108.62	153.8	\$23.93	64.0	\$20.16	0.0	\$0.00	0.0	\$0.00
Maple	0.0	\$0.00	0.0	\$0.00	28.8	\$8.44	0.0	\$0.00	0.0	\$0.00
Mixed Spp-Bio	0.0	\$0.00	0.0	\$0.00	0.0	\$0.00	0.0	\$0.00	0.0	\$0.00
USDI - BIA All Species	478.5	\$107.91	890.4	\$25.49	51,557.5	\$15.59	478.0	\$4.26	0.0	\$0.00

Chippewa N.F. Reporting Period: 10/10 to 09/11

Reporting Basis: Appraisal Reports

Species Name	Sawtimber		Pulp and Bolts		Pulpwood		Fuelwood		Biomass	
	MBF	Avg Price	Cords	Avg Price	Cords	Avg Price	Cords	Avg Price	Tons	Avg Price
Aspen	0.0	\$0.00	0.0	\$0.00	44,309.0	\$34.30	0.0	\$0.00	0.0	\$0.00
Balm of Gilead	0.0	\$0.00	0.0	\$0.00	0.0	\$0.00	0.0	\$0.00	0.0	\$0.00
Birch Species	0.0	\$0.00	0.0	\$0.00	0.0	\$0.00	0.0	\$0.00	0.0	\$0.00
Ash Species	0.0	\$0.00	0.0	\$0.00	0.0	\$0.00	0.0	\$0.00	0.0	\$0.00
Elm Species	0.0	\$0.00	0.0	\$0.00	0.0	\$0.00	0.0	\$0.00	0.0	\$0.00
Oak Species	0.0	\$0.00	0.0	\$0.00	0.0	\$0.00	0.0	\$0.00	0.0	\$0.00
Basswood	0.0	\$0.00	0.0	\$0.00	0.0	\$0.00	0.0	\$0.00	0.0	\$0.00
Other Hardwoods	1,483.0	\$46.57	10,730.0	\$18.75	0.0	\$0.00	1,083.0	\$4.04	0.0	\$0.00
Balsam Fir	0.0	\$0.00	3,718.0	\$30.78	0.0	\$0.00	0.0	\$0.00	0.0	\$0.00
White Spruce	57.0	\$66.61	1,304.0	\$35.85	0.0	\$0.00	0.0	\$0.00	0.0	\$0.00
Black Spruce	0.0	\$0.00	0.0	\$0.00	0.0	\$0.00	0.0	\$0.00	0.0	\$0.00
Tamarack	0.0	\$0.00	0.0	\$0.00	0.0	\$0.00	0.0	\$0.00	0.0	\$0.00
White Cedar	0.0	\$0.00	0.0	\$0.00	0.0	\$0.00	0.0	\$0.00	0.0	\$0.00
Jack Pine	457.0	\$145.76	0.0	\$0.00	0.0	\$0.00	0.0	\$0.00	0.0	\$0.00
Red Pine	5,297.0	\$140.27	7,316.0	\$39.95	0.0	\$0.00	0.0	\$0.00	0.0	\$0.00
White Pine	0.0	\$0.00	0.0	\$0.00	0.0	\$0.00	0.0	\$0.00	0.0	\$0.00
Maple	0.0	\$0.00	0.0	\$0.00	0.0	\$0.00	0.0	\$0.00	0.0	\$0.00
Mixed Spp-Bio	0.0	\$0.00	0.0	\$0.00	0.0	\$0.00	0.0	\$0.00	609.0	\$0.33
Chippewa N.F. All Species	7,294.0	\$120.99	23,068.0	\$28.38	44,309.0	\$34.30	1,083.0	\$4.04	609.0	\$0.33

Superior N.F. Reporting Period: 10/10 to 09/11

Reporting Basis: Appraisal Reports

Species Name	Sawtimber		Pulp and Bolts		Pulpwood		Fuelwood		Biomass	
	MBF	Avg Price	Cords	Avg Price	Cords	Avg Price	Cords	Avg Price	Tons	Avg Price
Aspen	0.0	\$0.00	0.0	\$0.00	52,382.0	\$15.97	0.0	\$0.00	0.0	\$0.00
Balm of Gilead	0.0	\$0.00	0.0	\$0.00	0.0	\$0.00	0.0	\$0.00	0.0	\$0.00
Birch Species	0.0	\$0.00	94.0	\$6.30	12,590.0	\$3.56	0.0	\$0.00	0.0	\$0.00
Ash Species	0.0	\$0.00	0.0	\$0.00	0.0	\$0.00	0.0	\$0.00	0.0	\$0.00
Elm Species	0.0	\$0.00	0.0	\$0.00	0.0	\$0.00	0.0	\$0.00	0.0	\$0.00
Oak Species	0.0	\$0.00	0.0	\$0.00	0.0	\$0.00	0.0	\$0.00	0.0	\$0.00
Basswood	0.0	\$0.00	0.0	\$0.00	0.0	\$0.00	0.0	\$0.00	0.0	\$0.00
Other Hardwoods	0.0	\$0.00	0.0	\$0.00	390.0	\$13.20	0.0	\$0.00	0.0	\$0.00
Balsam Fir	0.0	\$0.00	0.0	\$0.00	8,114.0	\$11.33	0.0	\$0.00	0.0	\$0.00
White Spruce	0.0	\$0.00	0.0	\$0.00	1,628.0	\$18.96	0.0	\$0.00	0.0	\$0.00
Black Spruce	0.0	\$0.00	0.0	\$0.00	11,782.0	\$17.91	0.0	\$0.00	0.0	\$0.00
Tamarack	0.0	\$0.00	0.0	\$0.00	388.0	\$2.29	0.0	\$0.00	0.0	\$0.00
White Cedar	0.0	\$0.00	0.0	\$0.00	16.0	\$4.19	0.0	\$0.00	0.0	\$0.00
Jack Pine	0.0	\$0.00	2,802.0	\$36.83	7,866.0	\$8.22	0.0	\$0.00	0.0	\$0.00
Red Pine	0.0	\$0.00	1,564.0	\$34.56	1,344.0	\$24.99	0.0	\$0.00	0.0	\$0.00
White Pine	0.0	\$0.00	0.0	\$0.00	334.0	\$3.89	0.0	\$0.00	0.0	\$0.00
Maple	0.0	\$0.00	0.0	\$0.00	1,567.0	\$4.33	0.0	\$0.00	0.0	\$0.00
Mixed Spp-Bio	0.0	\$0.00	0.0	\$0.00	0.0	\$0.00	0.0	\$0.00	3,640.0	\$0.35
Superior N.F. All Species	0.0	\$0.00	4,460.0	\$35.39	98,401.0	\$13.49	0.0	\$0.00	3,640.0	\$0.35

2011 MINNESOTA DEPARTMENT OF NATURAL RESOURCES

DNR Forestry Reporting Period: 01/11 to 12/11

Reporting Basis: Appraisal Reports

Species Name	Sawtimber		Pulp and Bolts		Pulpwood		Fuelwood		Biomass	
	MBF	Avg Price	Cords	Avg Price	Cords	Avg Price	Cords	Avg Price	Tons	Avg Price
Aspen	10.4	\$40.19	0.0	\$0.00	437,740.8	\$23.97	0.0	\$0.00	5,086.0	\$0.97
Balm of Gilead	0.0	\$0.00	0.0	\$0.00	1,485.0	\$15.53	0.0	\$0.00	0.0	\$0.00
Birch Species	12.1	\$34.96	9,707.2	\$11.04	24,293.8	\$9.07	251.0	\$7.60	0.0	\$0.00
Ash Species	27.4	\$47.59	0.0	\$0.00	10,185.9	\$6.30	130.0	\$5.06	0.0	\$0.00
Elm Species	39.7	\$60.43	0.0	\$0.00	630.0	\$5.49	0.0	\$0.00	0.0	\$0.00
Oak Species	2,923.0	\$247.48	33,035.1	\$15.65	9,509.7	\$9.94	3,091.6	\$6.45	621.0	\$1.00
Basswood	71.8	\$87.33	7,848.3	\$9.60	6,174.9	\$5.65	96.4	\$3.30	0.0	\$0.00
Other Hardwoods	61.5	\$76.39	0.0	\$0.00	43,475.5	\$10.93	0.0	\$0.00	1,017.0	\$1.00
Balsam Fir	0.0	\$0.00	38,086.0	\$17.66	49.0	\$12.63	0.0	\$0.00	0.0	\$0.00
White Spruce	223.3	\$64.24	50,881.5	\$24.22	5,309.2	\$15.77	43.0	\$2.00	2.0	\$1.00
Black Spruce	0.0	\$0.00	0.0	\$0.00	43,757.2	\$20.10	0.0	\$0.00	118.0	\$1.00
Tamarack	0.0	\$0.00	0.0	\$0.00	42,390.3	\$5.05	2,769.0	\$2.08	5.0	\$1.00
White Cedar	0.0	\$0.00	0.0	\$0.00	1,068.9	\$5.69	0.0	\$0.00	0.0	\$0.00
Jack Pine	0.0	\$0.00	43,389.4	\$24.69	4,075.0	\$7.60	645.9	\$2.13	850.0	\$1.00
Red Pine	1,673.6	\$97.15	71,764.5	\$33.28	4,510.4	\$23.03	27.0	\$2.22	401.0	\$1.62
White Pine	153.4	\$36.45	1,674.0	\$32.42	710.0	\$4.29	0.0	\$0.00	0.0	\$0.00
Maple	27.6	\$196.74	3,646.0	\$13.01	20,379.2	\$8.21	520.0	\$3.85	0.0	\$0.00
Mixed Spp-Bio	0.0	\$0.00	0.0	\$0.00	0.0	\$0.00	0.0	\$0.00	46,928.0	\$1.33
DNR Forestry All Species	5,223.8	\$177.43	260,032.0	\$23.71	655,744.8	\$19.67	7,573.9	\$4.24	55,028.0	\$1.29