

# 2017 Minnesota Public Agencies Stumpage Price Review and Price Indices

June 7, 2018

Download at: <http://www.dnr.state.mn.us/forestry/timbersales/stumpage.html>

## Highlights

- In 2017, all species and products stumpage sold by public agencies in Minnesota totaled 1.691 million cord equivalents with a value of \$50.033 million as compared to 1.777 million cord equivalents sold with a value of \$51.319 million in 2016, a year-over-year volume decrease of 85,602 cord equivalents or 4.8 percent and a year-over-year value decrease of \$1.286 million or 2.5 percent (Figure 1). In 2017, the average all species and products sell price was \$29.58 per cord equivalent compared to \$28.88 in 2016, a price increase of \$0.70 per cord equivalent or 2.4 percent.

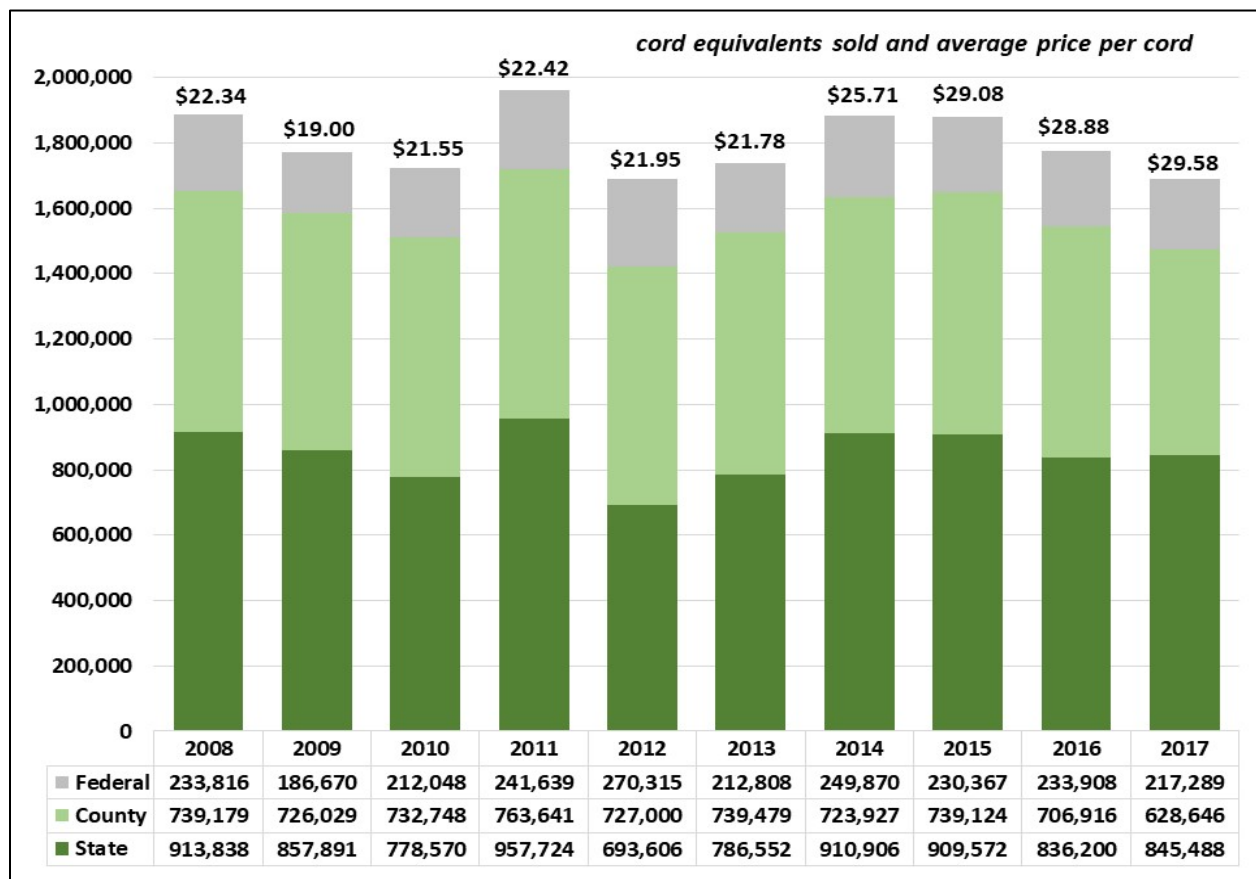


Figure 1: Volume sold by management category and average sell price per cord, 2008-2017. (a)  
a) Product categories: sawtimber, pulp & bolts, pulpwood, fuelwood, and biomass.

- In 2017, the average stumpage price received by public agencies for all-species hardwood cord products increased to \$29.99 per cord from \$29.91 per cord in 2016, a price increase of \$0.08 per cord or 0.3 percent. In 2017, the average public agencies aspen stumpage price received was \$35.36 per cord compared to \$35.23 per cord in 2016, a price increase of \$0.13 per cord or 0.4 percent (Figure 2, Table 2, page 6).

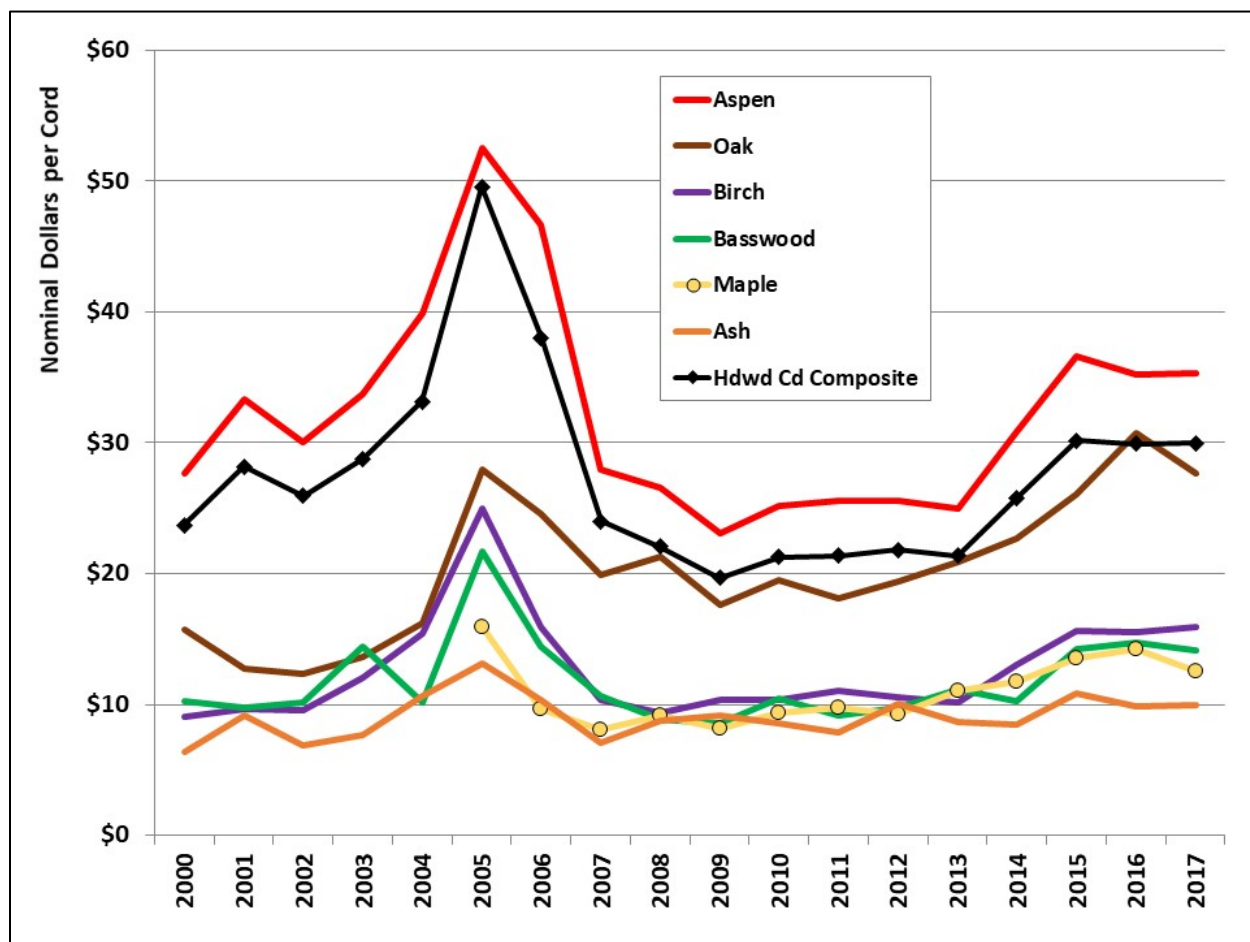


Figure 2: Hardwood cord product prices, 2000-2017. (a)  
a) Product categories: pulp & bolts and pulpwood only.

- In 2017, the average stumpage price received by public agencies for all-species softwood cord products increased to \$26.45 per cord from \$24.33 per cord in 2016, a price increase of \$2.12 per cord or 8.7 percent. In 2017, the average public agencies red pine cord products stumpage price was \$39.03 per cord compared to \$32.52 per cord in 2016, a year-over-year price increase of \$6.52 per cord or 20.0 percent. In 2017, the average public agencies black spruce cord products stumpage price was \$25.05 per cord compared to \$27.02 per cord in 2016, a year-over-year price decrease of \$1.97 per cord or 7.3 percent (Figure 3, Table 2, page 6).

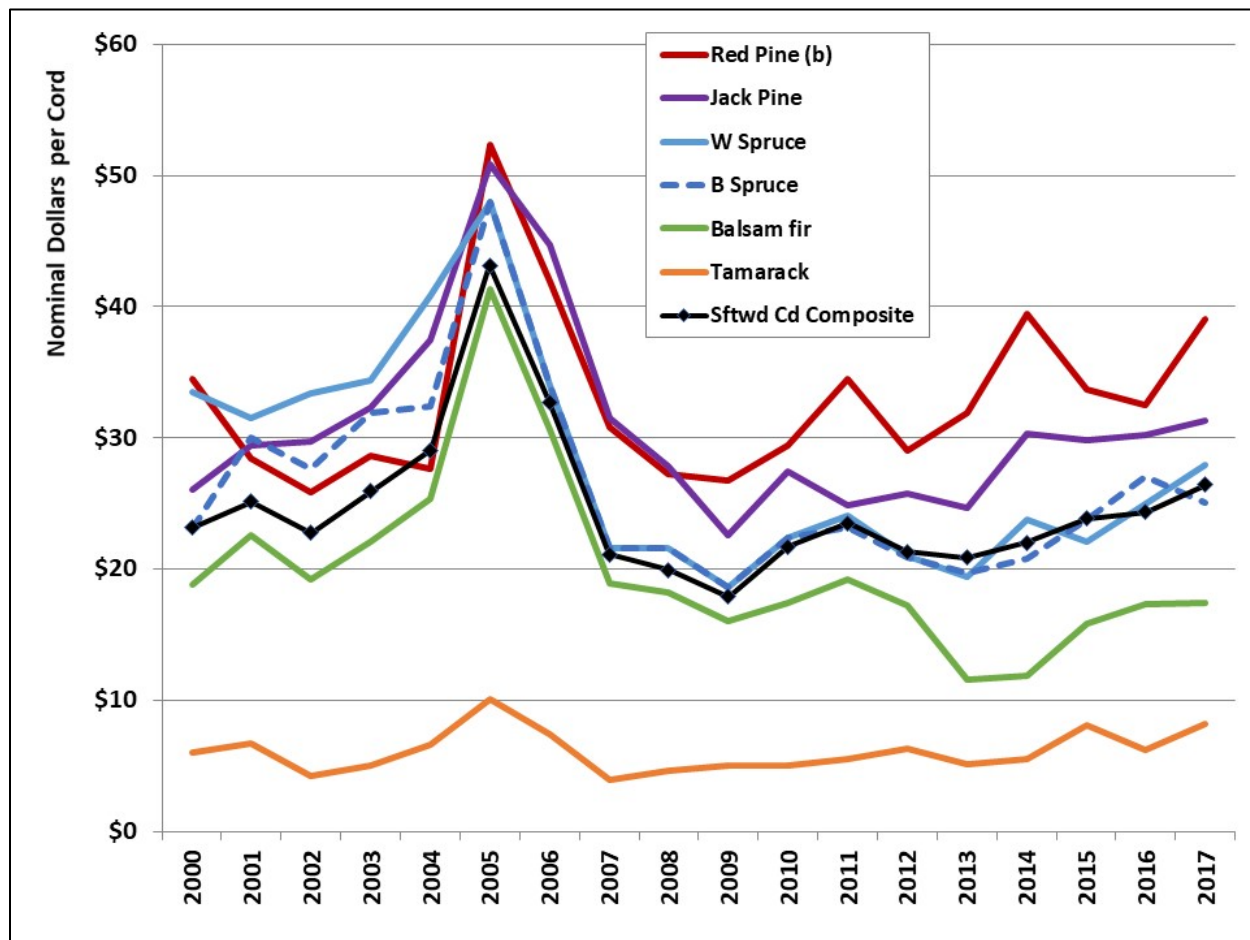


Figure 3: Softwood cord product prices, 2000-2017. (a)  
a) Product categories: pulp & bolts and pulpwood only.  
b) Includes white pine through 2010.

- In 2017, the average stumpage price received by public agencies for all-species sawtimber decreased to \$128.87 per Mbf compared to \$133.99 per Mbf in 2016, a year-over-year price decrease of \$5.12 per Mbf or 3.8 percent. In 2017, the average price of red pine sawtimber increased to \$142.72 per Mbf compared to \$135.87 per Mbf in 2016, a price increase of \$6.85 per Mbf or 5.0 percent. In 2017, the average price of oak sawtimber decreased to \$195.16 compared to \$299.03 in 2016, a price decrease of \$103.87 per Mbf or 34.7 percent (Figure 4, Table 3, page 7).

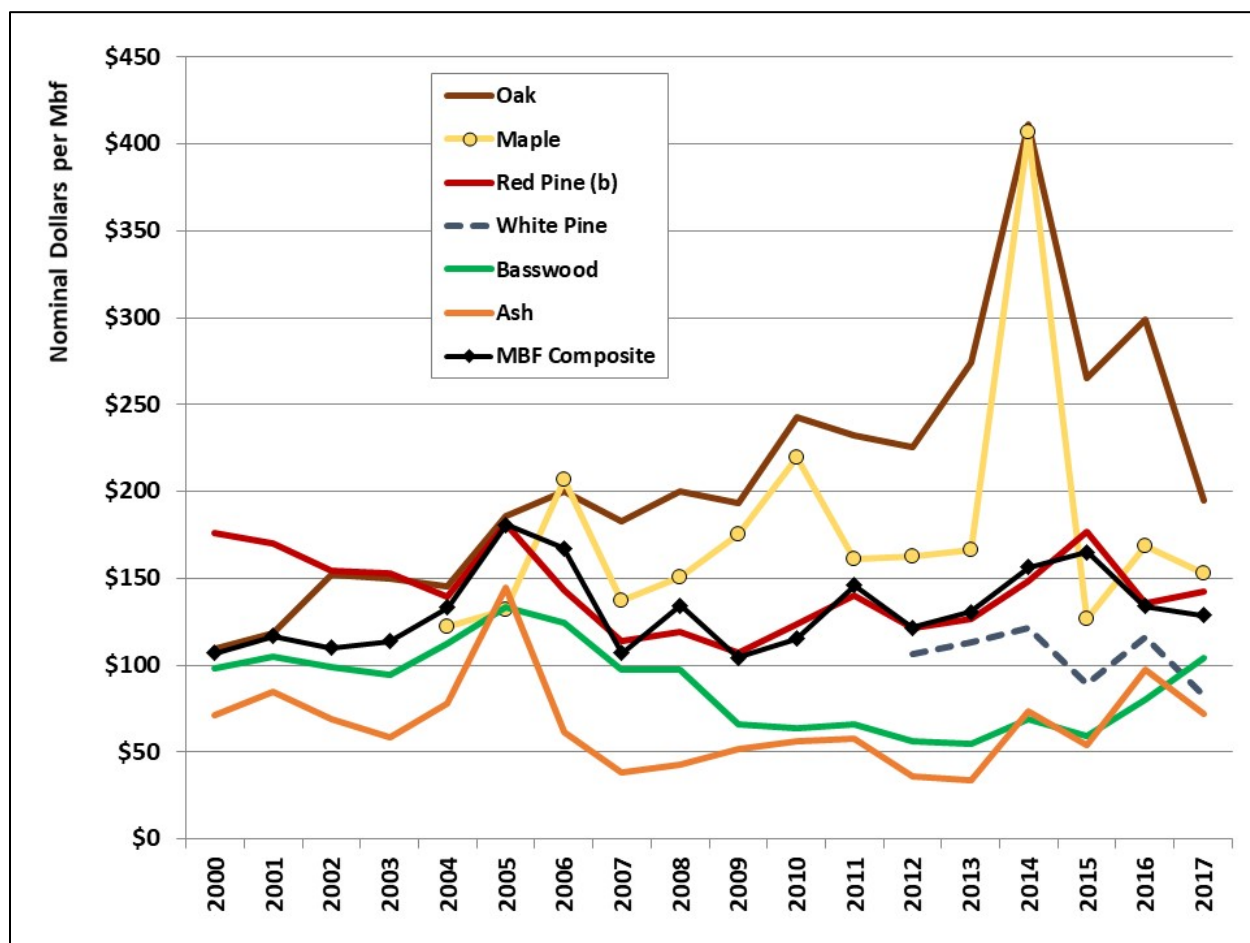


Figure 4: Sawtimber stumpage prices, 2000-2017. (a)

a) Sawtimber units of measure include both Scribner Decimal C log rule and cords converted to thousand board feet (Mbf) at two cords per Mbf.

b) Includes white pine through 2011.

## Inflation Adjusted Stumpage Price Indices

The Implicit Price Deflator for Gross Domestic Product (GDP) is baseline inflation (all indices base year 2000=100). In 2017, the Inflation Index increased to 138.5, a 1.8 percent increase year-over-year. In 2017, the all-agencies Aspen Cord Price Index increased 0.4 percent year-over-year to 128.0 from 127.6 in 2016; the Black Spruce Cord Price Index decreased 7.3 percent year-over-year to 108.7 from 117.3 in 2016; the Red Pine Mbf Price Index increased 5.0 percent year-over-year to 81.1 from 77.2 in 2016; and the Mbf Composite Price Index decreased 3.8 percent year-over-year to 120.4 from 125.2 in 2016 (Figure 5, Table 1).

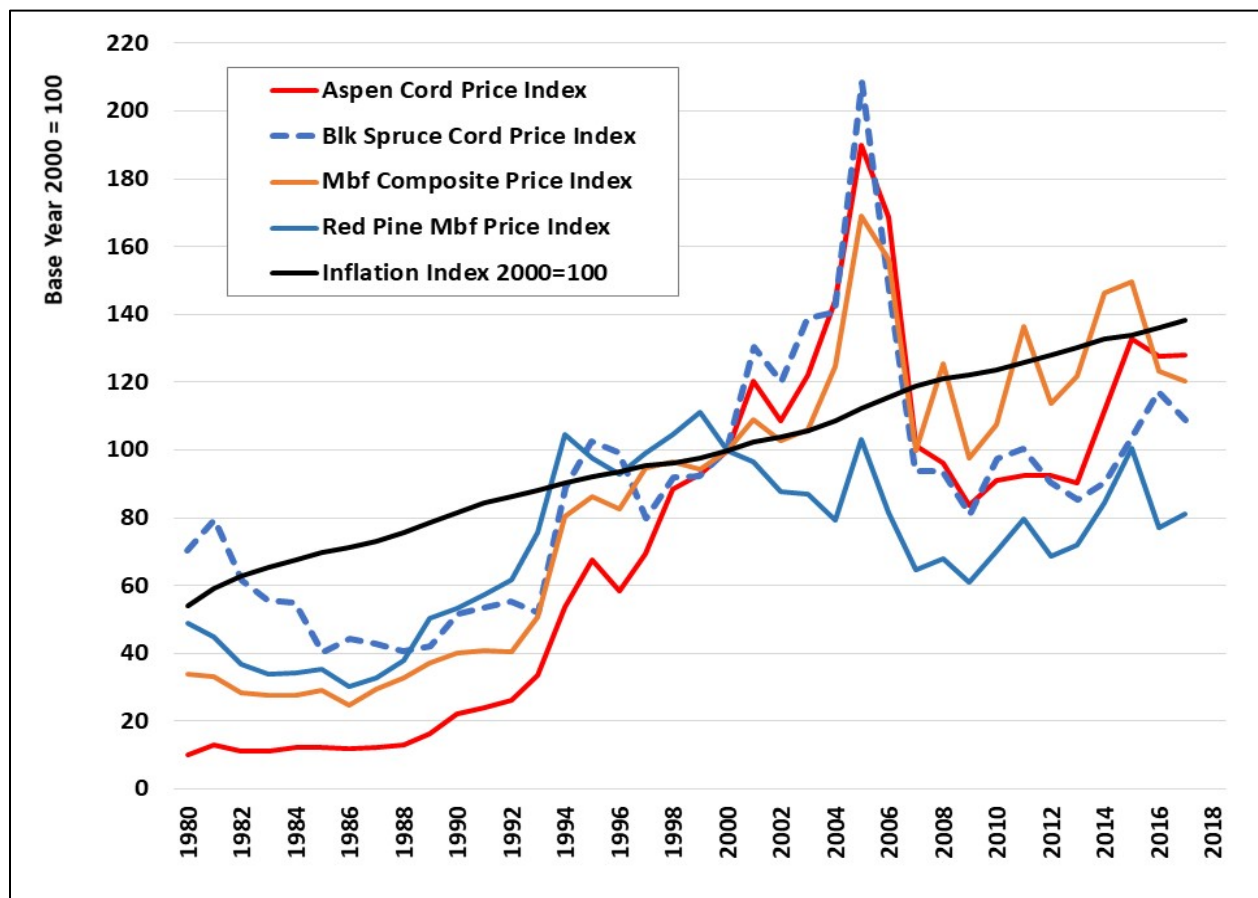


Figure 5: Inflation adjusted public agencies stumpage price indices, 1980-2017.

Table 1: Public stumpage price indices and inflation, base year 2000 = 100.

Price Index	2013	2014	2015	2016	2017	Y/Y Δ	Y/Y Δ%
Aspen Cord Price Index	90.5	111.5	132.7	127.6	128.0	0.5	0.4%
Black Spruce Cord Price Index	85.4	90.5	103.3	117.3	108.7	-8.6	-7.3%
Red Pine Mbf Price Index	71.9	84.3	100.7	77.2	81.1	3.9	5.0%
Mbf Composite Price Index	121.9	146.3	154.3	125.2	120.4	-4.8	-3.8%
Inflation Index	130.2	132.7	134.0	136.1	138.5	2.4	1.8%

## Historical Prices

Table 2: Statewide average prices received for stumpage sold by public agencies in Minnesota, 10-year history.

<b>Cord Products (a)</b> <b>(Nominal \$/Cord)</b>	<b>2008</b>	<b>2009</b>	<b>2010</b>	<b>2011</b>	<b>2012</b>	<b>2013</b>	<b>2014</b>	<b>2015</b>	<b>2016</b>	<b>2017</b>	<b>17/16</b> <b>Δ\$ y/y</b>	<b>17/16</b> <b>Δ% y/y</b>
Ash	\$8.76	\$9.16	\$8.60	\$7.92	\$10.02	\$8.66	\$8.51	\$10.88	\$9.81	\$9.98	\$0.17	1.7%
<b>Aspen</b>	\$26.57	\$23.11	\$25.16	\$25.55	\$25.59	\$24.99	\$30.80	\$36.64	\$35.23	\$35.36	\$0.13	0.4%
Balm	\$21.18	\$20.83	\$21.22	\$20.01	\$22.77	\$20.56	\$24.80	\$27.68	\$27.46	\$30.56	\$3.10	11.3%
Birch	\$9.40	\$10.37	\$10.37	\$11.06	\$10.54	\$10.18	\$13.00	\$15.60	\$15.53	\$15.92	\$0.39	2.5%
Oak	\$21.27	\$17.61	\$19.51	\$18.14	\$19.38	\$20.89	\$22.68	\$26.06	\$30.76	\$27.62	(\$3.14)	-10.2%
Basswood	\$8.83	\$8.58	\$10.45	\$9.15	\$9.79	\$11.13	\$10.30	\$14.19	\$14.78	\$14.18	(\$0.60)	-4.1%
Maple	\$9.15	\$8.14	\$9.36	\$9.71	\$9.27	\$11.10	\$11.72	\$13.50	\$14.26	\$12.57	(\$1.69)	-11.9%
Mixed/Other Hdws	\$10.97	\$11.78	\$12.29	\$11.84	\$12.23	\$10.71	\$13.90	\$14.08	\$16.58	\$16.34	(\$0.24)	-1.4%
Balsam fir	\$18.26	\$16.04	\$17.38	\$19.25	\$17.25	\$11.54	\$11.83	\$15.84	\$17.33	\$17.39	\$0.06	0.3%
W Spruce	\$21.62	\$18.64	\$22.43	\$24.08	\$21.01	\$19.41	\$23.78	\$22.12	\$24.99	\$27.97	\$2.98	11.9%
<b>B Spruce</b>	\$21.62	\$18.64	\$22.43	\$23.14	\$20.87	\$19.68	\$20.84	\$23.79	\$27.02	\$25.05	(\$1.97)	-7.3%
Tamarack	\$4.62	\$5.01	\$5.03	\$5.51	\$6.30	\$5.17	\$5.54	\$8.09	\$6.26	\$8.17	\$1.91	30.5%
Cedar	\$5.30	\$5.69	\$6.19	\$8.21	\$5.12	\$7.86	\$6.34	\$6.41	\$6.85	\$6.56	(\$0.29)	-4.2%
Jack Pine	\$27.85	\$22.59	\$27.42	\$24.85	\$25.75	\$24.67	\$30.31	\$29.85	\$30.24	\$31.36	\$1.12	3.7%
<b>Red Pine (b)</b>	\$27.23	\$26.71	\$29.42	\$34.45	\$29.02	\$31.93	\$39.42	\$33.71	\$32.52	\$39.03	\$6.51	20.0%
White Pine				\$31.42	\$21.74	\$30.06	\$23.23	\$38.66	\$27.02	\$16.64	(\$10.38)	-38.4%
Hdwd Cord Composite	\$22.06	\$19.70	\$21.28	\$21.36	\$21.81	\$21.37	\$25.77	\$30.17	\$29.91	\$29.99	\$0.08	0.3%
Sftwd Cord Composite	\$19.94	\$17.88	\$21.73	\$23.48	\$21.31	\$20.89	\$22.03	\$23.84	\$24.33	\$26.45	\$2.12	8.7%

a) Volume weighted average cord products sell prices; combined pulpwood and pulp & bolts product categories.

b) Includes White pine through 2010.



Table 3: Statewide average prices received for sawtimber stumpage sold by public agencies in Minnesota, 10-year history.

<b>Sawtimber Products (a) (Nominal \$/Mbf)</b>	<b>2008</b>	<b>2009</b>	<b>2010</b>	<b>2011</b>	<b>2012</b>	<b>2013</b>	<b>2014</b>	<b>2015</b>	<b>2016</b>	<b>2017</b>	<b>17/16 Δ\$ y/y</b>	<b>17/16 Δ% y/y</b>
Ash	\$42.41	\$51.89	\$56.27	\$58.09	\$36.12	\$34.06	\$73.41	\$54.17	\$97.67	\$72.20	(\$25.47)	-26.1%
Aspen												
Birch	\$32.04	\$19.82	\$38.92	\$42.15	\$35.70	\$36.97	\$47.04	\$42.84	\$45.24	\$43.00	(\$2.24)	-5.0%
Elm	\$60.08	\$53.99	\$45.08	\$60.43	\$42.45	\$41.41	\$42.19	\$42.50	\$42.54	\$39.77	(\$2.77)	-6.5%
<b>Oak</b>	\$200.00	\$193.61	\$243.09	\$232.20	\$225.36	\$274.54	\$411.34	\$265.54	\$299.03	\$195.16	(\$103.87)	-34.7%
Basswood	\$97.33	\$66.24	\$63.47	\$66.11	\$55.87	\$54.44	\$68.87	\$59.24	\$80.40	\$104.38	\$23.98	29.8%
Maple	\$150.62	\$175.00	\$219.83	\$160.78	\$162.50	\$166.65	\$406.70	\$126.70	\$168.50	\$153.04	(\$15.46)	-9.2%
Mixed/Other Hdws	\$52.86	\$37.72	\$29.80	\$48.31	\$36.88	\$28.56	\$65.40	\$47.87	\$47.04	\$50.28	\$3.24	6.9%
Balsam fir	\$72.75	\$58.34				\$66.51						
W Spruce	\$81.57	\$87.05	\$102.15	\$64.23	\$83.12	\$87.57	\$61.12	\$74.68	\$73.59	\$67.58	(\$6.01)	-8.2%
Cedar												
Jack Pine	\$109.95	\$106.19	\$105.00	\$145.76	\$138.95	\$112.00	\$89.56	\$105.00	\$118.77	\$139.76	\$20.99	17.7%
<b>Red Pine (b)</b>	\$119.51	\$107.40	\$123.36	\$140.46	\$121.15	\$126.48	\$148.33	\$177.16	\$135.87	\$142.72	\$6.85	5.0%
White Pine					\$106.66	\$112.79	\$121.29	\$88.92	\$116.02	\$82.28	(\$33.74)	-29.1%
MBF Composite	\$134.24	\$104.49	\$115.16	\$145.88	\$121.59	\$130.39	\$156.53	\$165.13	\$133.99	\$128.87	(\$5.12)	-3.8%

a) Volume weighted average sawtimber sell prices, Scribner Decimal C and cord price converted at 2 cords per Mbf.

b) Includes white pine through 2011.

## Historical Sales Values

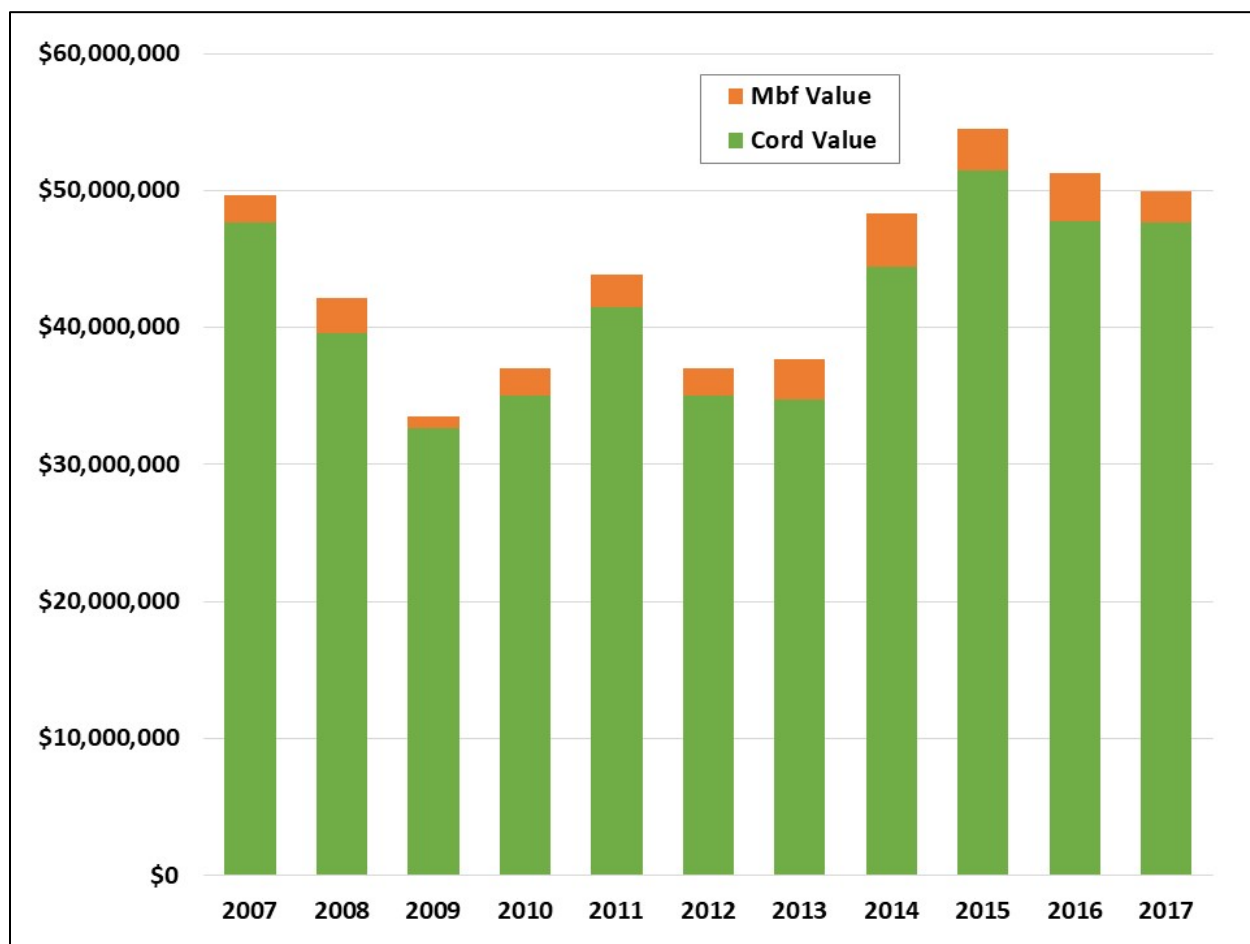


Figure 6: Minnesota public agencies total value of stumpage sold, 2007-2017. (a)  
a) Product categories: sawtimber, pulp & bolts, and pulpwood.

Table 4: Minnesota public agencies stumpage value sold, 2007-2017.

Year	Cord Value	Mbf Value	Total Value	Δ\$ Y/Y	Δ% Y/Y
2007	\$47,688,386	\$1,949,798	\$49,638,184	---	---
2008	\$39,556,646	\$2,581,705	\$42,138,351	(\$7,499,832)	-15.1%
2009	\$32,672,750	\$868,862	\$33,541,612	(\$8,596,740)	-20.4%
2010	\$34,986,480	\$2,017,522	\$37,004,002	\$3,462,391	10.3%
2011	\$41,490,200	\$2,394,396	\$43,884,596	\$6,880,593	18.6%
2012	\$35,047,126	\$1,952,204	\$36,999,330	(\$6,885,266)	-15.7%
2013	\$34,731,261	\$3,002,852	\$37,734,113	\$734,783	2.0%
2014	\$44,457,180	\$3,887,081	\$48,344,261	\$10,610,148	28.1%
2015	\$50,112,024	\$4,369,446	\$54,481,471	\$6,137,210	12.7%
2016	\$47,327,421	\$3,898,130	\$51,225,551	(\$3,255,920)	-6.0%
2017	\$46,464,399	\$3,479,238	\$49,943,637	(\$1,281,915)	-2.5%



## Historical Sales Volumes

In 2017, Minnesota public agencies sold 1,657,831 cord equivalents of sawtimber, pulp & bolts, and pulpwood compared to sales of 1,732,707 cord equivalents in 2016, a sales volume decline of 74,876 cord equivalents or 4.3 percent year-over-year (Figure 7, Table 5). In 2017, aspen/balm of Gilead sold volume decreased to 830,713 cords from 845,524 cords in 2016, a 14,811-cord or 1.8 percent decrease year-over-year. In 2017, pine volume sold decreased to 217,267 cord equivalents from 234,485 cord equivalents in 2016, a 17,218-cord or 7.3 percent decrease. In 2017, spruce volume sold decreased to 158,623 cords from 159,245 cords in 2016, a 623-cord or 0.4 percent decrease.

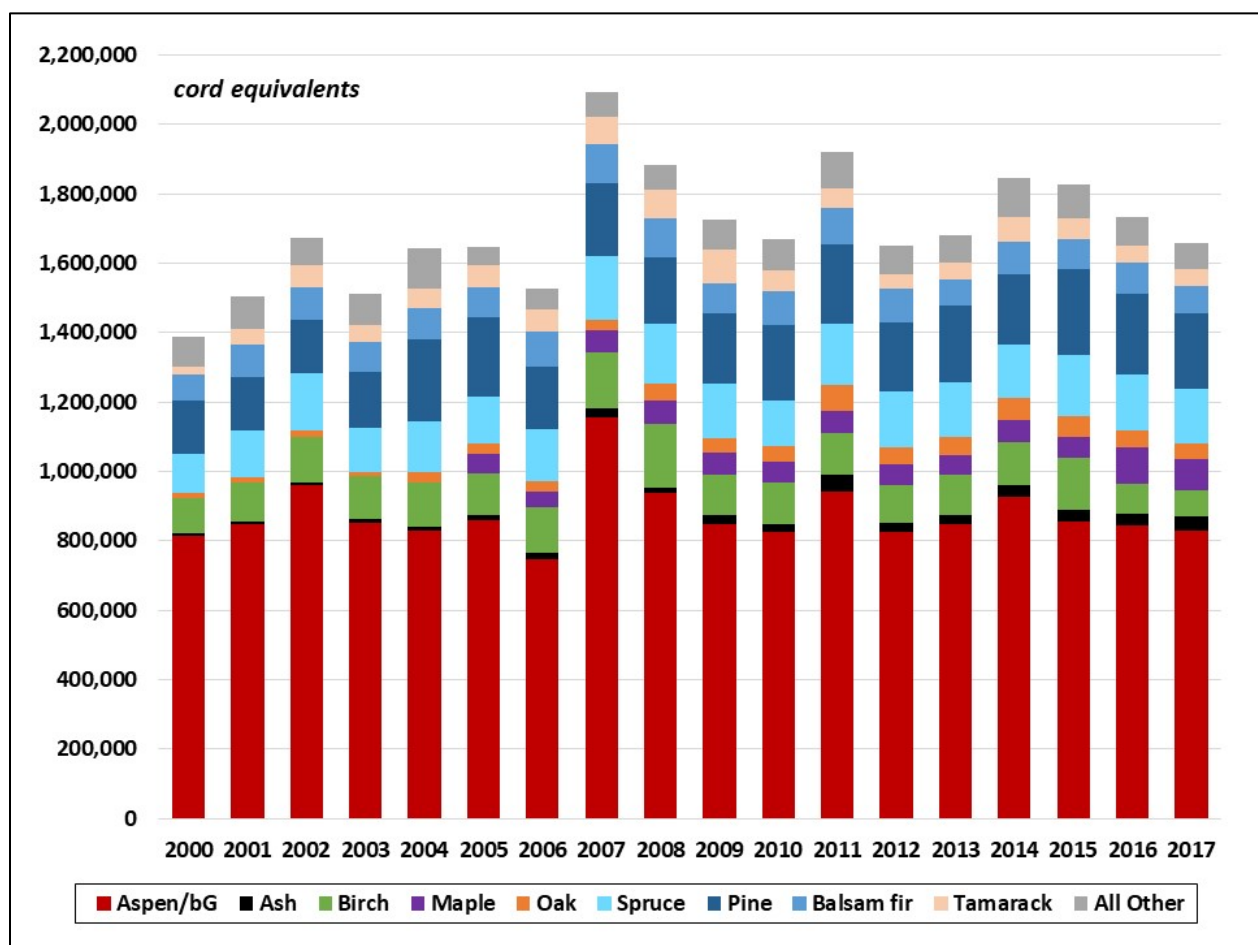


Figure 7: All public agencies volume sold by species group, 2000-2017.  
Product categories: sawtimber, pulp & bolts, and pulpwood.

Table 5: Minnesota public agencies volume sold in cord equivalents by species group, 2000-2017. (a)

Year	Aspen/bG	Ash	Birch	Maple	Oak	Spruce	Pine	Balsam fir	Tamarack	All Other	Total Sold
2000	814,784	5,508	103,031		13,776	114,403	153,842	74,730	20,776	86,647	1,387,498
2001	848,575	7,025	111,558		13,885	138,038	153,692	92,788	46,582	92,513	1,504,656
2002	958,984	8,696	132,484		18,298	164,598	154,277	91,831	65,224	78,825	1,673,216
2003	853,447	10,202	121,405		14,169	125,711	163,366	83,723	49,246	88,535	1,509,803
2004	829,113	11,622	127,859		29,508	145,013	238,930	89,271	55,552	115,821	1,642,688
2005	859,569	13,236	121,440	57,180	28,597	135,031	228,974	87,083	62,233	54,875	1,648,219
2006	747,408	18,722	129,006	46,572	29,979	150,877	178,471	102,102	63,926	58,193	1,525,254
2007	1,155,112	26,946	159,154	65,437	30,833	184,221	208,896	111,690	77,649	71,020	2,090,958
2008	937,598	16,730	181,954	69,493	48,439	169,773	193,034	112,445	83,207	70,900	1,883,574
2009	848,016	26,943	115,236	62,320	43,887	156,408	202,221	85,918	97,270	86,399	1,724,617
2010	824,135	24,988	119,494	59,575	44,530	130,870	216,865	98,517	60,380	89,861	1,669,214
2011	940,669	50,223	119,533	63,752	74,256	176,260	227,487	106,658	58,118	104,144	1,921,100
2012	826,340	24,979	107,629	60,741	48,525	160,322	199,581	97,256	43,303	81,381	1,650,055
2013	849,626	25,730	114,661	55,874	51,912	160,644	220,209	75,940	45,471	81,498	1,681,563
2014	927,010	32,801	122,493	67,117	62,050	152,298	202,962	95,889	71,717	110,434	1,844,771
2015	855,460	32,223	153,171	59,020	59,129	174,975	247,082	88,934	59,133	95,955	1,825,081
2016	845,524	30,523	89,247	105,016	47,710	159,245	234,485	89,715	47,926	83,316	1,732,707
<b>2017</b>	<b>830,713</b>	<b>38,434</b>	<b>75,171</b>	<b>90,992</b>	<b>44,143</b>	<b>158,623</b>	<b>217,267</b>	<b>77,439</b>	<b>50,127</b>	<b>74,922</b>	<b>1,657,831</b>
17/16 Δ	(14,811)	7,911	(14,076)	(14,024)	(3,567)	(623)	(17,218)	(12,275)	2,200	(8,394)	(74,876)
17/16 Δ%	-1.8%	25.9%	-15.8%	-13.4%	-7.5%	-0.4%	-7.3%	-13.7%	4.6%	-10.1%	-4.3%
<b>5-yr Avg</b>	<b>861,666</b>	<b>31,942</b>	<b>110,949</b>	<b>75,604</b>	<b>52,989</b>	<b>161,157</b>	<b>224,401</b>	<b>85,583</b>	<b>54,875</b>	<b>89,225</b>	<b>1,748,391</b>
17 Var	(30,953)	6,492	(35,777)	15,388	(8,846)	(2,534)	(7,134)	(8,144)	(4,748)	(14,303)	(90,560)
17 Var%	-3.6%	20.3%	-32.2%	20.4%	-16.7%	-1.6%	-3.2%	-9.5%	-8.7%	-16.0%	-5.2%

a) Product categories: sawtimber, pulp & bolts, and pulpwood.

## Data and Methods

This report presents average stumpage prices received by all Minnesota public agencies for the following product classifications: sawtimber, pulp & bolts, pulpwood, fuelwood, and biomass. All data was voluntarily self-reported by individual agency representatives facilitated by a DNR-led survey. Price and volume data and analyses presented in this report may be useful for determining the total volume and value of stumpage sold and for comparing relative volumes and values of stumpage sold over time.

**DISCLAIMER**—Public agencies follow different fiscal years and there is some variability in sawtimber, bolt, and pulpwood specifications.

The reporting period for each agency is included as part of the agencies information. The fiscal year used by the counties is the same as the calendar year. The state's (Minnesota DNR Forestry) fiscal year runs from July 1 to June 30, but, to make the data reported more consistent with the other agencies, the time period for state data included in the report is for **CY2017**. Federal agencies (USFS and BIA) fiscal year runs from October 1 – September 30.

Federal agencies softwood sawtimber specifications include bolts to a six-inch top dib and hardwood bolts to an eight-inch top dib. Virtually all other agencies report pulp and bolts as a standalone product category for species that are frequently purchased by sawmills. Self-reported product category volumes and values are “normalized” to account for variability in product specifications at the discretion of the state forest economist. In addition, some agencies report their data based on timber appraisal estimates from timber sales sold, while others report based on actual scale receipts from timber harvested and scaled. The reporting basis for each agency is noted in the report.

The reader should use caution when comparing the prices shown in this report with actual prices received or expected on a specific timber sale. Individual sale prices may vary significantly ( $\pm 30$  percent or more) from the averages shown in this report due to variability in local markets, road access costs, haul distance, sale/site specific conditions, and operational constraints.

## Definitions

**Average price**—volume weighted mean, equals total value divided by total volume for each listed species group and product classification.

**Biomass**—dead trees and logging residues including tops, limbs, and cull reported in green tons.

**Board foot**—a piece of wood 1” thick by 12” long by 12” wide.

**Bolt**—short length log, in the Lake States usually 100” in length with minimum 6” top dib. Depending on species and quality, may be suitable for the production of dimensional lumber (2x4s), industrial grade lumber (pallets), for manufacturing turned forest products, or for peeling.

**Inflation Index**—base year 2000=100, indexed to general price changes as measured by the Implicit Price Deflator for Gross Domestic Product (GDP) compiled by the U.S. Department of Commerce, Bureau of Economic Analysis.

**Cord (Standard)**—cubic volume measure 4-feet wide by 4-feet high by 8-feet in length, or equivalent containing 128 cubic feet of well stacked roundwood, including bark and air space, with an average of 79 cubic feet of solid wood. By state statute, fuelwood is measured in standard cords.

**Cord (100-inch)**—cubic volume measure 4-feet wide by 4-feet high by 8.3-feet (100-inch) in length, or equivalent containing 133.3 cubic feet of well stacked roundwood, including bark and air space, with an average of 82.3 cubic feet solid wood. In Minnesota, the vast majority of cord products are cut to 100-inch.

**Mbf**—one thousand board feet; stumpage volume measured using Scribner Decimal C log or tree scale.

**Mbf Composite Price Index**—base year 2000=100, volume weighted (total all-species MBF value divided by total all-species MBF volume) sawtimber price index.

**MMbf**—one million board feet; stumpage volume measured using Scribner log or tree scale.

**Pulpwood**—stem suitable for fiber used for paper and oriented strand board (OSB) manufacturing.

**Pulp & Bolts**—stem containing the mixed products of pulpwood and bolts.

**Sawtimber**—stem suitable for production of graded boards and/or dimension lumber.

**Stumpage**—value paid to a landowner to harvest standing timber.

## Contact

Don Deckard, Ph.D., State Forest Economist  
MNDNR Division of Forestry  
500 Lafayette Road North  
Saint Paul, Minnesota 55155-4044  
Mailto: [donald.deckard@state.mn.us](mailto:donald.deckard@state.mn.us)  
Desk: (651) 259-5287

## 2017 SUMMARY

### ALL MINNESOTA PUBLIC AGENCIES

Agency Name: All

Reporting Period: Multiple

Reporting Basis: Multiple

Species Name	Sawtimber		Pulp and Bolts		Pulpwood		Fuelwood		Biomass	
	MBF	Avg Price	Cords	Avg Price	Cords	Avg Price	Cords	Avg Price	Tons	Avg Price
Aspen	0.0	\$0.00	174,608.5	\$39.24	651,265.5	\$34.33	1.0	\$3.00	0.0	\$0.00
Balm of Gilead	0.0	\$0.00	0.0	\$0.00	4,839.0	\$30.56	0.0	\$0.00	0.0	\$0.00
Birch Species	0.0	\$0.00	38,290.3	\$20.35	36,881.1	\$11.33	153.3	\$4.86	0.0	\$0.00
Ash Species	83.8	\$72.20	18,537.7	\$13.47	19,728.5	\$6.69	13.0	\$2.15	0.0	\$0.00
Elm Species	4.4	\$39.77	0.0	\$0.00	396.0	\$6.05	6.0	\$3.33	0.0	\$0.00
Oak Species	491.9	\$195.16	39,261.5	\$28.72	3,898.0	\$16.61	203.0	\$6.77	0.0	\$0.00
Basswood	378.4	\$104.38	20,783.4	\$15.91	6,327.2	\$8.49	0.0	\$0.00	0.0	\$0.00
Mixed/Other Hdws	3,336.3	\$50.28	29,927.3	\$16.77	6,585.8	\$14.38	1,885.0	\$4.51	111.0	\$1.50
Balsam fir	0.0	\$0.00	10,607.6	\$21.70	66,831.6	\$16.71	5.7	\$1.93	0.0	\$0.00
White Spruce	155.5	\$67.58	36,992.9	\$32.82	36,067.8	\$23.00	1.0	\$3.00	0.0	\$0.00
Black Spruce	0.0	\$0.00	4,362.0	\$27.87	80,889.0	\$24.90	0.0	\$0.00	0.0	\$0.00
Tamarack	0.0	\$0.00	2,415.0	\$15.31	47,711.5	\$7.81	5,558.6	\$2.87	0.0	\$0.00
White Cedar	0.0	\$0.00	440.0	\$12.75	1,999.2	\$5.20	0.0	\$0.00	0.0	\$0.00
Jack Pine	310.0	\$139.76	39,190.3	\$32.19	2,129.0	\$16.00	0.0	\$0.00	0.0	\$0.00
Red Pine	21,028.8	\$142.72	120,485.2	\$39.73	3,151.6	\$12.30	1,498.0	\$2.50	0.0	\$0.00
White Pine	994.1	\$82.28	7,611.2	\$16.68	34.0	\$8.44	0.0	\$0.00	0.0	\$0.00
Maple Species	214.7	\$153.04	33,257.9	\$16.19	57,304.7	\$10.47	30.0	\$2.00	0.0	\$0.00
Mixed Species	0.0	\$0.00	0.0	\$0.00	1,025.0	\$16.05	1,285.0	\$4.05	52,679.2	\$1.02
<b>All Agencies All Spp.</b>	<b>26,997.9</b>	<b>\$128.87</b>	<b>576,770.8</b>	<b>\$31.49</b>	<b>1,027,064.5</b>	<b>\$27.56</b>	<b>10,639.6</b>	<b>\$3.35</b>	<b>52,790.2</b>	<b>\$1.02</b>

## AVERAGE SALE PRICES REPORTED BY AGENCY

### MINNESOTA COUNTIES 2017

**Agency Name: Aitkin Co.**

**Reporting Period: 01/17 to 12/17**

**Reporting Basis: Appraisal Reports**

Species Name	Sawtimber		Pulp and Bolts		Pulpwood		Fuelwood		Biomass	
	MBF	Avg Price	Cords	Avg Price	Cords	Avg Price	Cords	Avg Price	Tons	Avg Price
Aspen	0.0	\$0.00	17,468.0	\$35.51	3,712.0	\$32.79	0.0	\$0.00	0.0	\$0.00
Balm of Gilead	0.0	\$0.00	0.0	\$0.00	0.0	\$0.00	0.0	\$0.00	0.0	\$0.00
Birch Species	0.0	\$0.00	1,906.6	\$15.70	185.0	\$8.88	0.0	\$0.00	0.0	\$0.00
Ash Species	0.0	\$0.00	0.0	\$0.00	1,667.0	\$12.67	0.0	\$0.00	0.0	\$0.00
Elm Species	0.0	\$0.00	0.0	\$0.00	0.0	\$0.00	0.0	\$0.00	0.0	\$0.00
Oak Species	85.5	\$104.37	2,406.0	\$19.41	225.0	\$8.00	160.0	\$8.00	0.0	\$0.00
Basswood	24.0	\$55.21	1,874.0	\$13.88	0.0	\$0.00	0.0	\$0.00	0.0	\$0.00
Mixed/Other Hdws	0.0	\$0.00	2,896.0	\$11.84	953.8	\$8.61	262.0	\$7.16	0.0	\$0.00
Balsam fir	0.0	\$0.00	120.0	\$34.53	251.0	\$28.30	0.0	\$0.00	0.0	\$0.00
White Spruce	0.0	\$0.00	75.0	\$38.24	22.0	\$30.82	0.0	\$0.00	0.0	\$0.00
Black Spruce	0.0	\$0.00	0.0	\$0.00	95.0	\$12.00	0.0	\$0.00	0.0	\$0.00
Tamarack	0.0	\$0.00	140.0	\$9.28	80.0	\$7.25	0.0	\$0.00	0.0	\$0.00
White Cedar	0.0	\$0.00	0.0	\$0.00	0.0	\$0.00	0.0	\$0.00	0.0	\$0.00
Jack Pine	0.0	\$0.00	1.0	\$25.00	0.0	\$0.00	0.0	\$0.00	0.0	\$0.00
Red Pine	0.0	\$0.00	1,205.0	\$57.75	5.0	\$12.50	0.0	\$0.00	0.0	\$0.00
White Pine	0.0	\$0.00	0.0	\$0.00	0.0	\$0.00	0.0	\$0.00	0.0	\$0.00
Maple Species	0.0	\$0.00	2,230.0	\$12.97	1,861.0	\$11.36	0.0	\$0.00	0.0	\$0.00
Mixed Species	0.0	\$0.00	0.0	\$0.00	0.0	\$0.00	0.0	\$0.00	0.0	\$0.00
<b>Aitkin Co. All Species</b>	<b>109.5</b>	<b>\$93.60</b>	<b>30,321.6</b>	<b>\$28.50</b>	<b>9,056.8</b>	<b>\$20.45</b>	<b>422.0</b>	<b>\$7.48</b>	<b>0.0</b>	<b>\$0.00</b>

2017 Minnesota Public Agencies Stumpage Price Review

Agency Name: Becker Co.

Reporting Period: 01/17 to 12/17

Reporting Basis: Scale Receipts

Species Name	Sawtimber		Pulp and Bolts		Pulpwood		Fuelwood		Biomass	
	MBF	Avg Price	Cords	Avg Price	Cords	Avg Price	Cords	Avg Price	Tons	Avg Price
Aspen	0.0	\$0.00	11,635.0	\$41.20	100.0	\$21.00	0.0	\$0.00	0.0	\$0.00
Balm of Gilead	0.0	\$0.00	0.0	\$0.00	0.0	\$0.00	0.0	\$0.00	0.0	\$0.00
Birch Species	0.0	\$0.00	919.0	\$17.38	0.0	\$0.00	0.0	\$0.00	0.0	\$0.00
Ash Species	0.0	\$0.00	0.0	\$0.00	0.0	\$0.00	0.0	\$0.00	0.0	\$0.00
Elm Species	0.0	\$0.00	0.0	\$0.00	0.0	\$0.00	0.0	\$0.00	0.0	\$0.00
Oak Species	0.0	\$0.00	214.0	\$25.79	0.0	\$0.00	0.0	\$0.00	0.0	\$0.00
Basswood	0.0	\$0.00	15.0	\$14.40	0.0	\$0.00	0.0	\$0.00	0.0	\$0.00
Mixed/Other Hdws	0.0	\$0.00	0.0	\$0.00	0.0	\$0.00	40.0	\$3.00	0.0	\$0.00
Balsam fir	0.0	\$0.00	470.0	\$14.39	20.0	\$12.00	0.0	\$0.00	0.0	\$0.00
White Spruce	0.0	\$0.00	0.0	\$0.00	105.0	\$12.49	0.0	\$0.00	0.0	\$0.00
Black Spruce	0.0	\$0.00	0.0	\$0.00	0.0	\$0.00	0.0	\$0.00	0.0	\$0.00
Tamarack	0.0	\$0.00	0.0	\$0.00	0.0	\$0.00	0.0	\$0.00	0.0	\$0.00
White Cedar	0.0	\$0.00	0.0	\$0.00	0.0	\$0.00	0.0	\$0.00	0.0	\$0.00
Jack Pine	0.0	\$0.00	500.0	\$16.46	0.0	\$0.00	0.0	\$0.00	0.0	\$0.00
Red Pine	0.0	\$0.00	65.0	\$50.85	255.0	\$11.16	0.0	\$0.00	0.0	\$0.00
White Pine	0.0	\$0.00	2.8	\$14.64	0.0	\$0.00	0.0	\$0.00	0.0	\$0.00
Maple Species	0.0	\$0.00	0.0	\$0.00	15.0	\$8.53	0.0	\$0.00	0.0	\$0.00
Mixed Species	0.0	\$0.00	0.0	\$0.00	0.0	\$0.00	0.0	\$0.00	0.0	\$0.00
<b>Becker Co. All Species</b>	<b>0.0</b>	<b>\$0.00</b>	<b>13,820.8</b>	<b>\$37.58</b>	<b>495.0</b>	<b>\$13.38</b>	<b>40.0</b>	<b>\$3.00</b>	<b>0.0</b>	<b>\$0.00</b>



2017 Minnesota Public Agencies Stumpage Price Review

Agency Name: Beltrami Co.

Reporting Period: 01/17 to 12/17

Reporting Basis: Appraisal Reports

Species Name	Sawtimber		Pulp and Bolts		Pulpwood		Fuelwood		Biomass	
	MBF	Avg Price	Cords	Avg Price	Cords	Avg Price	Cords	Avg Price	Tons	Avg Price
Aspen	0.0	\$0.00	0.0	\$0.00	15,123.0	\$51.36	0.0	\$0.00	0.0	\$0.00
Balm of Gilead	0.0	\$0.00	0.0	\$0.00	323.0	\$37.10	0.0	\$0.00	0.0	\$0.00
Birch Species	0.0	\$0.00	1,602.0	\$15.84	0.0	\$0.00	0.0	\$0.00	0.0	\$0.00
Ash Species	0.0	\$0.00	674.0	\$16.27	0.0	\$0.00	0.0	\$0.00	0.0	\$0.00
Elm Species	0.0	\$0.00	0.0	\$0.00	0.0	\$0.00	0.0	\$0.00	0.0	\$0.00
Oak Species	0.0	\$0.00	503.0	\$27.10	566.0	\$14.37	0.0	\$0.00	0.0	\$0.00
Basswood	0.0	\$0.00	1,556.0	\$17.43	627.0	\$15.11	0.0	\$0.00	0.0	\$0.00
Mixed/Other Hdws	0.0	\$0.00	0.0	\$0.00	0.0	\$0.00	250.0	\$5.00	0.0	\$0.00
Balsam fir	0.0	\$0.00	1,285.0	\$18.20	860.0	\$14.57	0.0	\$0.00	0.0	\$0.00
White Spruce	0.0	\$0.00	0.0	\$0.00	317.0	\$12.40	0.0	\$0.00	0.0	\$0.00
Black Spruce	0.0	\$0.00	435.0	\$30.38	0.0	\$0.00	0.0	\$0.00	0.0	\$0.00
Tamarack	0.0	\$0.00	2,207.0	\$15.73	0.0	\$0.00	0.0	\$0.00	0.0	\$0.00
White Cedar	0.0	\$0.00	0.0	\$0.00	74.0	\$5.97	0.0	\$0.00	0.0	\$0.00
Jack Pine	0.0	\$0.00	994.0	\$35.97	995.0	\$20.24	0.0	\$0.00	0.0	\$0.00
Red Pine	180.0	\$170.32	3,375.0	\$39.48	803.0	\$16.04	0.0	\$0.00	0.0	\$0.00
White Pine	0.0	\$0.00	54.0	\$47.28	0.0	\$0.00	0.0	\$0.00	0.0	\$0.00
Maple Species	0.0	\$0.00	0.0	\$0.00	1,141.0	\$14.77	0.0	\$0.00	0.0	\$0.00
Mixed Species	0.0	\$0.00	0.0	\$0.00	1,015.0	\$16.05	0.0	\$0.00	0.0	\$0.00
<b>Beltrami Co. All Species</b>	<b>180.0</b>	<b>\$170.32</b>	<b>12,685.0</b>	<b>\$25.22</b>	<b>21,844.0</b>	<b>\$40.71</b>	<b>250.0</b>	<b>\$5.00</b>	<b>0.0</b>	<b>\$0.00</b>

2017 Minnesota Public Agencies Stumpage Price Review

Agency Name: Carlton Co.

Reporting Period: 01/17 to 12/17

Reporting Basis: Appraisal Reports

Species Name	Sawtimber		Pulp and Bolts		Pulpwood		Fuelwood		Biomass	
	MBF	Avg Price	Cords	Avg Price	Cords	Avg Price	Cords	Avg Price	Tons	Avg Price
Aspen	0.0	\$0.00	0.0	\$0.00	9,210.0	\$36.31	0.0	\$0.00	0.0	\$0.00
Balm of Gilead	0.0	\$0.00	0.0	\$0.00	0.0	\$0.00	0.0	\$0.00	0.0	\$0.00
Birch Species	0.0	\$0.00	0.0	\$0.00	0.0	\$0.00	0.0	\$0.00	0.0	\$0.00
Ash Species	0.0	\$0.00	0.0	\$0.00	0.0	\$0.00	0.0	\$0.00	0.0	\$0.00
Elm Species	0.0	\$0.00	0.0	\$0.00	0.0	\$0.00	0.0	\$0.00	0.0	\$0.00
Oak Species	0.0	\$0.00	0.0	\$0.00	0.0	\$0.00	0.0	\$0.00	0.0	\$0.00
Basswood	0.0	\$0.00	0.0	\$0.00	0.0	\$0.00	0.0	\$0.00	0.0	\$0.00
Mixed/Other Hdws	0.0	\$0.00	0.0	\$0.00	4,472.0	\$16.87	0.0	\$0.00	111.0	\$1.50
Balsam fir	0.0	\$0.00	0.0	\$0.00	325.0	\$15.00	0.0	\$0.00	0.0	\$0.00
White Spruce	0.0	\$0.00	100.0	\$22.50	0.0	\$0.00	0.0	\$0.00	0.0	\$0.00
Black Spruce	0.0	\$0.00	0.0	\$0.00	0.0	\$0.00	0.0	\$0.00	0.0	\$0.00
Tamarack	0.0	\$0.00	0.0	\$0.00	0.0	\$0.00	0.0	\$0.00	0.0	\$0.00
White Cedar	0.0	\$0.00	0.0	\$0.00	0.0	\$0.00	0.0	\$0.00	0.0	\$0.00
Jack Pine	0.0	\$0.00	0.0	\$0.00	0.0	\$0.00	0.0	\$0.00	0.0	\$0.00
Red Pine	0.0	\$0.00	1,350.0	\$35.87	0.0	\$0.00	0.0	\$0.00	0.0	\$0.00
White Pine	0.0	\$0.00	0.0	\$0.00	0.0	\$0.00	0.0	\$0.00	0.0	\$0.00
Maple Species	0.0	\$0.00	0.0	\$0.00	0.0	\$0.00	0.0	\$0.00	0.0	\$0.00
Mixed Species	0.0	\$0.00	0.0	\$0.00	0.0	\$0.00	0.0	\$0.00	0.0	\$0.00
<b>Carlton Co. All Species</b>	<b>0.0</b>	<b>\$0.00</b>	<b>1,450.0</b>	<b>\$34.94</b>	<b>14,007.0</b>	<b>\$29.61</b>	<b>0.0</b>	<b>\$0.00</b>	<b>111.0</b>	<b>\$1.50</b>

2017 Minnesota Public Agencies Stumpage Price Review

**Agency Name: Cass Co.**

**Reporting Period: 01/17 to 12/17**

**Reporting Basis: Appraisal Reports**

<u>Species Name</u>	<b>Sawtimber</b>		<b>Pulp and Bolts</b>		<b>Pulpwood</b>		<b>Fuelwood</b>		<b>Biomass</b>	
	<u>MBF</u>	<u>Avg Price</u>	<u>Cords</u>	<u>Avg Price</u>	<u>Cords</u>	<u>Avg Price</u>	<u>Cords</u>	<u>Avg Price</u>	<u>Tons</u>	<u>Avg Price</u>
Aspen	0.0	\$0.00	0.0	\$0.00	32,061.0	\$37.69	0.0	\$0.00	0.0	\$0.00
Balm of Gilead	0.0	\$0.00	0.0	\$0.00	98.0	\$30.06	0.0	\$0.00	0.0	\$0.00
Birch Species	0.0	\$0.00	5,230.0	\$23.64	0.0	\$0.00	0.0	\$0.00	0.0	\$0.00
Ash Species	0.0	\$0.00	1,277.0	\$13.26	0.0	\$0.00	0.0	\$0.00	0.0	\$0.00
Elm Species	0.0	\$0.00	0.0	\$0.00	0.0	\$0.00	0.0	\$0.00	0.0	\$0.00
Oak Species	0.0	\$0.00	10,229.0	\$36.02	0.0	\$0.00	0.0	\$0.00	0.0	\$0.00
Basswood	0.0	\$0.00	2,086.0	\$20.11	0.0	\$0.00	0.0	\$0.00	0.0	\$0.00
Mixed/Other Hdwds	0.0	\$0.00	0.0	\$0.00	0.0	\$0.00	350.0	\$2.50	0.0	\$0.00
Balsam fir	0.0	\$0.00	0.0	\$0.00	743.5	\$14.81	0.0	\$0.00	0.0	\$0.00
White Spruce	0.0	\$0.00	0.0	\$0.00	571.0	\$20.49	0.0	\$0.00	0.0	\$0.00
Black Spruce	0.0	\$0.00	0.0	\$0.00	89.0	\$20.15	0.0	\$0.00	0.0	\$0.00
Tamarack	0.0	\$0.00	0.0	\$0.00	760.0	\$6.62	0.0	\$0.00	0.0	\$0.00
White Cedar	0.0	\$0.00	0.0	\$0.00	0.0	\$0.00	0.0	\$0.00	0.0	\$0.00
Jack Pine	0.0	\$0.00	1,145.0	\$35.80	0.0	\$0.00	0.0	\$0.00	0.0	\$0.00
Red Pine	64.3	\$124.09	1,496.0	\$67.14	228.0	\$12.14	0.0	\$0.00	0.0	\$0.00
White Pine	55.6	\$114.33	0.0	\$0.00	0.0	\$0.00	0.0	\$0.00	0.0	\$0.00
Maple Species	0.0	\$0.00	2,321.0	\$19.98	0.0	\$0.00	0.0	\$0.00	0.0	\$0.00
Mixed Species	0.0	\$0.00	0.0	\$0.00	10.0	\$16.00	0.0	\$0.00	0.0	\$0.00
<b>Cass Co. All Species</b>	<b>119.9</b>	<b>\$119.57</b>	<b>23,784.0</b>	<b>\$31.06</b>	<b>34,560.5</b>	<b>\$35.99</b>	<b>350.0</b>	<b>\$2.50</b>	<b>0.0</b>	<b>\$0.00</b>

2017 Minnesota Public Agencies Stumpage Price Review

Agency Name: Clearwater Co.

Reporting Period: 01/17 to 12/17

Reporting Basis: Appraisal Reports

Species Name	Sawtimber		Pulp and Bolts		Pulpwood		Fuelwood		Biomass	
	MBF	Avg Price	Cords	Avg Price	Cords	Avg Price	Cords	Avg Price	Tons	Avg Price
Aspen	0.0	\$0.00	0.0	\$0.00	6,637.0	\$37.81	0.0	\$0.00	0.0	\$0.00
Balm of Gilead	0.0	\$0.00	0.0	\$0.00	0.0	\$0.00	0.0	\$0.00	0.0	\$0.00
Birch Species	0.0	\$0.00	1,606.0	\$17.13	0.0	\$0.00	0.0	\$0.00	0.0	\$0.00
Ash Species	9.6	\$41.98	219.0	\$19.43	0.0	\$0.00	0.0	\$0.00	0.0	\$0.00
Elm Species	0.0	\$0.00	0.0	\$0.00	0.0	\$0.00	0.0	\$0.00	0.0	\$0.00
Oak Species	168.2	\$146.00	1,438.0	\$23.64	0.0	\$0.00	0.0	\$0.00	0.0	\$0.00
Basswood	281.7	\$109.37	2,184.0	\$13.98	0.0	\$0.00	0.0	\$0.00	0.0	\$0.00
Mixed/Other Hdws	0.0	\$0.00	0.0	\$0.00	513.0	\$11.96	0.0	\$0.00	0.0	\$0.00
Balsam fir	0.0	\$0.00	0.0	\$0.00	188.0	\$8.41	0.0	\$0.00	0.0	\$0.00
White Spruce	22.5	\$80.00	0.0	\$0.00	114.0	\$11.90	0.0	\$0.00	0.0	\$0.00
Black Spruce	0.0	\$0.00	0.0	\$0.00	204.0	\$12.58	0.0	\$0.00	0.0	\$0.00
Tamarack	0.0	\$0.00	0.0	\$0.00	0.0	\$0.00	0.0	\$0.00	0.0	\$0.00
White Cedar	0.0	\$0.00	0.0	\$0.00	0.0	\$0.00	0.0	\$0.00	0.0	\$0.00
Jack Pine	0.0	\$0.00	0.0	\$0.00	0.0	\$0.00	0.0	\$0.00	0.0	\$0.00
Red Pine	548.9	\$192.67	0.0	\$0.00	480.0	\$12.98	0.0	\$0.00	0.0	\$0.00
White Pine	0.0	\$0.00	0.0	\$0.00	0.0	\$0.00	0.0	\$0.00	0.0	\$0.00
Maple Species	33.5	\$94.99	1,548.0	\$19.04	0.0	\$0.00	0.0	\$0.00	0.0	\$0.00
Mixed Species	0.0	\$0.00	0.0	\$0.00	0.0	\$0.00	0.0	\$0.00	0.0	\$0.00
<b>Clearwater Co. All Species</b>	<b>1,064.4</b>	<b>\$156.44</b>	<b>6,995.0</b>	<b>\$17.98</b>	<b>8,136.0</b>	<b>\$33.04</b>	<b>0.0</b>	<b>\$0.00</b>	<b>0.0</b>	<b>\$0.00</b>

2017 Minnesota Public Agencies Stumpage Price Review

Agency Name: Crow Wing Co.

Reporting Period: 01/17 to 12/17

Reporting Basis: Appraisal Reports

Species Name	Sawtimber		Pulp and Bolts		Pulpwood		Fuelwood		Biomass	
	MBF	Avg Price	Cords	Avg Price	Cords	Avg Price	Cords	Avg Price	Tons	Avg Price
Aspen	0.0	\$0.00	0.0	\$0.00	11,836.0	\$44.70	0.0	\$0.00	0.0	\$0.00
Balm of Gilead	0.0	\$0.00	0.0	\$0.00	0.0	\$0.00	0.0	\$0.00	0.0	\$0.00
Birch Species	0.0	\$0.00	2,014.0	\$23.08	0.0	\$0.00	0.0	\$0.00	0.0	\$0.00
Ash Species	0.0	\$0.00	466.0	\$13.33	0.0	\$0.00	0.0	\$0.00	0.0	\$0.00
Elm Species	0.0	\$0.00	0.0	\$0.00	0.0	\$0.00	0.0	\$0.00	0.0	\$0.00
Oak Species	0.0	\$0.00	5,004.0	\$23.09	0.0	\$0.00	0.0	\$0.00	0.0	\$0.00
Basswood	0.0	\$0.00	1,064.0	\$15.16	0.0	\$0.00	0.0	\$0.00	0.0	\$0.00
Mixed/Other Hdws	0.0	\$0.00	395.0	\$15.51	0.0	\$0.00	116.0	\$10.43	0.0	\$0.00
Balsam fir	0.0	\$0.00	0.0	\$0.00	25.0	\$14.00	0.0	\$0.00	0.0	\$0.00
White Spruce	0.0	\$0.00	0.0	\$0.00	378.0	\$5.10	0.0	\$0.00	0.0	\$0.00
Black Spruce	0.0	\$0.00	0.0	\$0.00	0.0	\$0.00	0.0	\$0.00	0.0	\$0.00
Tamarack	0.0	\$0.00	0.0	\$0.00	0.0	\$0.00	0.0	\$0.00	0.0	\$0.00
White Cedar	0.0	\$0.00	0.0	\$0.00	0.0	\$0.00	0.0	\$0.00	0.0	\$0.00
Jack Pine	0.0	\$0.00	330.0	\$44.56	0.0	\$0.00	0.0	\$0.00	0.0	\$0.00
Red Pine	374.5	\$199.17	1,014.0	\$38.90	61.0	\$11.15	0.0	\$0.00	0.0	\$0.00
White Pine	0.0	\$0.00	0.0	\$0.00	0.0	\$0.00	0.0	\$0.00	0.0	\$0.00
Maple Species	0.0	\$0.00	0.0	\$0.00	1,704.0	\$11.17	0.0	\$0.00	0.0	\$0.00
Mixed Species	0.0	\$0.00	0.0	\$0.00	0.0	\$0.00	0.0	\$0.00	6,792.0	\$1.00
<b>Crow Wing Co. All Species</b>	<b>374.5</b>	<b>\$199.17</b>	<b>10,287.0</b>	<b>\$23.78</b>	<b>14,004.0</b>	<b>\$39.35</b>	<b>116.0</b>	<b>\$10.43</b>	<b>6,792.0</b>	<b>\$1.00</b>

2017 Minnesota Public Agencies Stumpage Price Review

Agency Name: Hubbard Co.

Reporting Period: 01/17 to 12/17

Reporting Basis: Appraisal Reports

Species Name	Sawtimber		Pulp and Bolts		Pulpwood		Fuelwood		Biomass	
	MBF	Avg Price	Cords	Avg Price	Cords	Avg Price	Cords	Avg Price	Tons	Avg Price
Aspen	0.0	\$0.00	14,760.0	\$49.37	5,295.0	\$42.01	0.0	\$0.00	0.0	\$0.00
Balm of Gilead	0.0	\$0.00	0.0	\$0.00	2.0	\$7.50	0.0	\$0.00	0.0	\$0.00
Birch Species	0.0	\$0.00	2,009.0	\$16.68	1,125.0	\$15.18	0.0	\$0.00	0.0	\$0.00
Ash Species	0.0	\$0.00	0.0	\$0.00	56.0	\$5.52	0.0	\$0.00	0.0	\$0.00
Elm Species	0.0	\$0.00	0.0	\$0.00	0.0	\$0.00	0.0	\$0.00	0.0	\$0.00
Oak Species	0.0	\$0.00	846.0	\$27.74	800.0	\$19.48	0.0	\$0.00	0.0	\$0.00
Basswood	0.0	\$0.00	20.0	\$14.60	315.0	\$9.82	0.0	\$0.00	0.0	\$0.00
Mixed/Other Hdws	0.0	\$0.00	0.0	\$0.00	600.0	\$7.80	0.0	\$0.00	0.0	\$0.00
Balsam fir	0.0	\$0.00	0.0	\$0.00	53.0	\$11.96	0.0	\$0.00	0.0	\$0.00
White Spruce	0.0	\$0.00	71.0	\$32.15	0.0	\$0.00	0.0	\$0.00	0.0	\$0.00
Black Spruce	0.0	\$0.00	0.0	\$0.00	0.0	\$0.00	0.0	\$0.00	0.0	\$0.00
Tamarack	0.0	\$0.00	0.0	\$0.00	10.0	\$5.00	0.0	\$0.00	0.0	\$0.00
White Cedar	0.0	\$0.00	0.0	\$0.00	0.0	\$0.00	0.0	\$0.00	0.0	\$0.00
Jack Pine	0.0	\$0.00	440.0	\$32.81	70.0	\$19.53	0.0	\$0.00	0.0	\$0.00
Red Pine	424.3	\$169.96	571.0	\$43.91	260.0	\$14.07	0.0	\$0.00	0.0	\$0.00
White Pine	5.0	\$128.40	0.0	\$0.00	0.0	\$0.00	0.0	\$0.00	0.0	\$0.00
Maple Species	0.0	\$0.00	0.0	\$0.00	378.0	\$5.96	0.0	\$0.00	0.0	\$0.00
Mixed Species	0.0	\$0.00	0.0	\$0.00	0.0	\$0.00	0.0	\$0.00	0.0	\$0.00
<b>Hubbard Co. All Species</b>	<b>429.3</b>	<b>\$169.48</b>	<b>18,717.0</b>	<b>\$44.23</b>	<b>8,964.0</b>	<b>\$30.25</b>	<b>0.0</b>	<b>\$0.00</b>	<b>0.0</b>	<b>\$0.00</b>

2017 Minnesota Public Agencies Stumpage Price Review

Agency Name: Itasca Co.

Reporting Period: 01/17 to 12/17

Reporting Basis: Appraisal Reports

Species Name	Sawtimber		Pulp and Bolts		Pulpwood		Fuelwood		Biomass	
	MBF	Avg Price	Cords	Avg Price	Cords	Avg Price	Cords	Avg Price	Tons	Avg Price
Aspen	0.0	\$0.00	0.0	\$0.00	42,573.0	\$36.67	0.0	\$0.00	0.0	\$0.00
Balm of Gilead	0.0	\$0.00	0.0	\$0.00	727.0	\$18.77	0.0	\$0.00	0.0	\$0.00
Birch Species	0.0	\$0.00	0.0	\$0.00	6,475.0	\$12.74	0.0	\$0.00	0.0	\$0.00
Ash Species	0.0	\$0.00	5,304.0	\$15.45	0.0	\$0.00	0.0	\$0.00	0.0	\$0.00
Elm Species	0.0	\$0.00	0.0	\$0.00	0.0	\$0.00	0.0	\$0.00	0.0	\$0.00
Oak Species	0.0	\$0.00	920.0	\$35.92	0.0	\$0.00	0.0	\$0.00	0.0	\$0.00
Basswood	0.0	\$0.00	2,611.0	\$16.40	0.0	\$0.00	0.0	\$0.00	0.0	\$0.00
Mixed/Other Hdwds	0.0	\$0.00	0.0	\$0.00	0.0	\$0.00	0.0	\$0.00	0.0	\$0.00
Balsam fir	0.0	\$0.00	0.0	\$0.00	6,207.0	\$18.22	0.0	\$0.00	0.0	\$0.00
White Spruce	0.0	\$0.00	0.0	\$0.00	6,153.0	\$17.95	0.0	\$0.00	0.0	\$0.00
Black Spruce	0.0	\$0.00	0.0	\$0.00	5,029.0	\$24.97	0.0	\$0.00	0.0	\$0.00
Tamarack	0.0	\$0.00	0.0	\$0.00	3,027.0	\$6.15	0.0	\$0.00	0.0	\$0.00
White Cedar	0.0	\$0.00	325.0	\$13.07	0.0	\$0.00	0.0	\$0.00	0.0	\$0.00
Jack Pine	0.0	\$0.00	4,521.0	\$31.39	0.0	\$0.00	0.0	\$0.00	0.0	\$0.00
Red Pine	0.0	\$0.00	12,074.0	\$47.92	0.0	\$0.00	0.0	\$0.00	0.0	\$0.00
White Pine	0.0	\$0.00	0.0	\$0.00	4.0	\$9.00	0.0	\$0.00	0.0	\$0.00
Maple Species	0.0	\$0.00	0.0	\$0.00	4,969.0	\$10.12	0.0	\$0.00	0.0	\$0.00
Mixed Species	0.0	\$0.00	0.0	\$0.00	0.0	\$0.00	0.0	\$0.00	0.0	\$0.00
<b>Itasca Co. All Species</b>	<b>0.0</b>	<b>\$0.00</b>	<b>25,755.0</b>	<b>\$34.27</b>	<b>75,164.0</b>	<b>\$27.61</b>	<b>0.0</b>	<b>\$0.00</b>	<b>0.0</b>	<b>\$0.00</b>



2017 Minnesota Public Agencies Stumpage Price Review

Agency Name: Koochiching Co.

Reporting Period: 01/17 to 12/17

Reporting Basis: Appraisal Reports

Species Name	Sawtimber		Pulp and Bolts		Pulpwood		Fuelwood		Biomass	
	MBF	Avg Price	Cords	Avg Price	Cords	Avg Price	Cords	Avg Price	Tons	Avg Price
Aspen	0.0	\$0.00	0.0	\$0.00	56,788.0	\$37.96	0.0	\$0.00	0.0	\$0.00
Balm of Gilead	0.0	\$0.00	0.0	\$0.00	1,549.0	\$34.53	0.0	\$0.00	0.0	\$0.00
Birch Species	0.0	\$0.00	0.0	\$0.00	2,719.0	\$6.70	0.0	\$0.00	0.0	\$0.00
Ash Species	0.0	\$0.00	0.0	\$0.00	4,317.0	\$6.90	10.0	\$2.00	0.0	\$0.00
Elm Species	0.0	\$0.00	0.0	\$0.00	0.0	\$0.00	0.0	\$0.00	0.0	\$0.00
Oak Species	0.0	\$0.00	0.0	\$0.00	0.0	\$0.00	0.0	\$0.00	0.0	\$0.00
Basswood	0.0	\$0.00	0.0	\$0.00	702.0	\$5.52	0.0	\$0.00	0.0	\$0.00
Mixed/Other Hdws	0.0	\$0.00	0.0	\$0.00	0.0	\$0.00	329.0	\$2.57	0.0	\$0.00
Balsam fir	0.0	\$0.00	0.0	\$0.00	8,147.0	\$11.50	0.0	\$0.00	0.0	\$0.00
White Spruce	0.0	\$0.00	0.0	\$0.00	0.0	\$0.00	0.0	\$0.00	0.0	\$0.00
Black Spruce	0.0	\$0.00	0.0	\$0.00	14,090.0	\$25.63	0.0	\$0.00	0.0	\$0.00
Tamarack	0.0	\$0.00	0.0	\$0.00	6,099.0	\$6.35	0.0	\$0.00	0.0	\$0.00
White Cedar	0.0	\$0.00	0.0	\$0.00	816.0	\$4.89	0.0	\$0.00	0.0	\$0.00
Jack Pine	0.0	\$0.00	3,695.0	\$49.45	0.0	\$0.00	0.0	\$0.00	0.0	\$0.00
Red Pine	0.0	\$0.00	4,536.0	\$44.19	0.0	\$0.00	0.0	\$0.00	0.0	\$0.00
White Pine	0.0	\$0.00	20.0	\$55.15	0.0	\$0.00	0.0	\$0.00	0.0	\$0.00
Maple Species	0.0	\$0.00	0.0	\$0.00	377.0	\$6.82	0.0	\$0.00	0.0	\$0.00
Mixed Species	0.0	\$0.00	0.0	\$0.00	0.0	\$0.00	0.0	\$0.00	0.0	\$0.00
<b>Koochiching Co. All Species</b>	<b>0.0</b>	<b>\$0.00</b>	<b>8,251.0</b>	<b>\$46.58</b>	<b>95,604.0</b>	<b>\$28.88</b>	<b>339.0</b>	<b>\$2.55</b>	<b>0.0</b>	<b>\$0.00</b>

2017 Minnesota Public Agencies Stumpage Price Review

Agency Name: Lake Co.

Reporting Period: 01/17 to 12/17

Reporting Basis: Appraisal Reports

Species Name	Sawtimber		Pulp and Bolts		Pulpwood		Fuelwood		Biomass	
	MBF	Avg Price	Cords	Avg Price	Cords	Avg Price	Cords	Avg Price	Tons	Avg Price
Aspen	0.0	\$0.00	0.0	\$0.00	1,731.0	\$22.59	0.0	\$0.00	0.0	\$0.00
Balm of Gilead	0.0	\$0.00	0.0	\$0.00	172.0	\$9.40	0.0	\$0.00	0.0	\$0.00
Birch Species	0.0	\$0.00	0.0	\$0.00	3,394.0	\$10.94	0.0	\$0.00	0.0	\$0.00
Ash Species	0.0	\$0.00	0.0	\$0.00	516.0	\$5.63	0.0	\$0.00	0.0	\$0.00
Elm Species	0.0	\$0.00	0.0	\$0.00	0.0	\$0.00	0.0	\$0.00	0.0	\$0.00
Oak Species	0.0	\$0.00	26.0	\$16.35	74.0	\$8.38	0.0	\$0.00	0.0	\$0.00
Basswood	0.0	\$0.00	0.0	\$0.00	532.0	\$6.90	0.0	\$0.00	0.0	\$0.00
Mixed/Other Hdwds	0.0	\$0.00	0.0	\$0.00	0.0	\$0.00	0.0	\$0.00	0.0	\$0.00
Balsam fir	0.0	\$0.00	0.0	\$0.00	1,750.0	\$6.91	0.0	\$0.00	0.0	\$0.00
White Spruce	0.0	\$0.00	917.0	\$19.84	0.0	\$0.00	0.0	\$0.00	0.0	\$0.00
Black Spruce	0.0	\$0.00	307.0	\$29.93	0.0	\$0.00	0.0	\$0.00	0.0	\$0.00
Tamarack	0.0	\$0.00	68.0	\$14.00	0.0	\$0.00	0.0	\$0.00	0.0	\$0.00
White Cedar	0.0	\$0.00	115.0	\$11.83	0.0	\$0.00	0.0	\$0.00	0.0	\$0.00
Jack Pine	0.0	\$0.00	0.0	\$0.00	0.0	\$0.00	0.0	\$0.00	0.0	\$0.00
Red Pine	0.0	\$0.00	30.0	\$22.73	0.0	\$0.00	0.0	\$0.00	0.0	\$0.00
White Pine	0.0	\$0.00	100.0	\$22.74	0.0	\$0.00	0.0	\$0.00	0.0	\$0.00
Maple Species	0.0	\$0.00	0.0	\$0.00	3,921.0	\$8.49	0.0	\$0.00	0.0	\$0.00
Mixed Species	0.0	\$0.00	0.0	\$0.00	0.0	\$0.00	0.0	\$0.00	0.0	\$0.00
<b>Lake Co. All Species</b>	<b>0.0</b>	<b>\$0.00</b>	<b>1,563.0</b>	<b>\$21.16</b>	<b>12,090.0</b>	<b>\$10.79</b>	<b>0.0</b>	<b>\$0.00</b>	<b>0.0</b>	<b>\$0.00</b>

2017 Minnesota Public Agencies Stumpage Price Review

Agency Name: Pine Co.

Reporting Period: 01/17 to 12/17

Reporting Basis: Appraisal Reports

Species Name	Sawtimber		Pulp and Bolts		Pulpwood		Fuelwood		Biomass	
	MBF	Avg Price	Cords	Avg Price	Cords	Avg Price	Cords	Avg Price	Tons	Avg Price
Aspen	0.0	\$0.00	0.0	\$0.00	3,899.0	\$51.69	0.0	\$0.00	0.0	\$0.00
Balm of Gilead	0.0	\$0.00	0.0	\$0.00	0.0	\$0.00	0.0	\$0.00	0.0	\$0.00
Birch Species	0.0	\$0.00	1,140.0	\$23.05	0.0	\$0.00	0.0	\$0.00	0.0	\$0.00
Ash Species	0.0	\$0.00	452.0	\$23.66	0.0	\$0.00	0.0	\$0.00	0.0	\$0.00
Elm Species	0.0	\$0.00	0.0	\$0.00	0.0	\$0.00	0.0	\$0.00	0.0	\$0.00
Oak Species	0.0	\$0.00	1,162.0	\$36.26	0.0	\$0.00	0.0	\$0.00	0.0	\$0.00
Basswood	0.0	\$0.00	0.0	\$0.00	161.0	\$8.55	0.0	\$0.00	0.0	\$0.00
Mixed/Other Hdws	0.0	\$0.00	93.0	\$20.02	0.0	\$0.00	0.0	\$0.00	0.0	\$0.00
Balsam fir	0.0	\$0.00	0.0	\$0.00	0.0	\$0.00	0.0	\$0.00	0.0	\$0.00
White Spruce	0.0	\$0.00	0.0	\$0.00	0.0	\$0.00	0.0	\$0.00	0.0	\$0.00
Black Spruce	0.0	\$0.00	0.0	\$0.00	0.0	\$0.00	0.0	\$0.00	0.0	\$0.00
Tamarack	0.0	\$0.00	0.0	\$0.00	0.0	\$0.00	0.0	\$0.00	0.0	\$0.00
White Cedar	0.0	\$0.00	0.0	\$0.00	0.0	\$0.00	0.0	\$0.00	0.0	\$0.00
Jack Pine	0.0	\$0.00	0.0	\$0.00	0.0	\$0.00	0.0	\$0.00	0.0	\$0.00
Red Pine	0.0	\$0.00	0.0	\$0.00	0.0	\$0.00	0.0	\$0.00	0.0	\$0.00
White Pine	0.0	\$0.00	0.0	\$0.00	0.0	\$0.00	0.0	\$0.00	0.0	\$0.00
Maple Species	0.0	\$0.00	1,332.0	\$20.69	0.0	\$0.00	0.0	\$0.00	0.0	\$0.00
Mixed Species	0.0	\$0.00	0.0	\$0.00	0.0	\$0.00	0.0	\$0.00	0.0	\$0.00
<b>Pine Co. All Species</b>	<b>0.0</b>	<b>\$0.00</b>	<b>4,179.0</b>	<b>\$25.97</b>	<b>4,060.0</b>	<b>\$49.98</b>	<b>0.0</b>	<b>\$0.00</b>	<b>0.0</b>	<b>\$0.00</b>

2017 Minnesota Public Agencies Stumpage Price Review

Agency Name: St. Louis Co.

Reporting Period: 01/17 to 12/17

Reporting Basis: Appraisal Reports

Species Name	Sawtimber		Pulp and Bolts		Pulpwood		Fuelwood		Biomass	
	MBF	Avg Price	Cords	Avg Price	Cords	Avg Price	Cords	Avg Price	Tons	Avg Price
Aspen	0.0	\$0.00	0.0	\$0.00	79,815.0	\$32.75	0.0	\$0.00	0.0	\$0.00
Balm of Gilead	0.0	\$0.00	0.0	\$0.00	1,941.0	\$32.76	0.0	\$0.00	0.0	\$0.00
Birch Species	0.0	\$0.00	0.0	\$0.00	9,754.0	\$10.57	0.0	\$0.00	0.0	\$0.00
Ash Species	0.0	\$0.00	0.0	\$0.00	6,637.0	\$4.80	0.0	\$0.00	0.0	\$0.00
Elm Species	0.0	\$0.00	0.0	\$0.00	0.0	\$0.00	0.0	\$0.00	0.0	\$0.00
Oak Species	0.0	\$0.00	0.0	\$0.00	669.0	\$16.85	0.0	\$0.00	0.0	\$0.00
Basswood	0.0	\$0.00	0.0	\$0.00	2,146.0	\$8.26	0.0	\$0.00	0.0	\$0.00
Mixed/Other Hdwds	0.0	\$0.00	0.0	\$0.00	16.0	\$3.75	0.0	\$0.00	0.0	\$0.00
Balsam fir	0.0	\$0.00	0.0	\$0.00	15,569.0	\$17.63	0.0	\$0.00	0.0	\$0.00
White Spruce	0.0	\$0.00	0.0	\$0.00	5,357.0	\$30.14	0.0	\$0.00	0.0	\$0.00
Black Spruce	0.0	\$0.00	0.0	\$0.00	18,189.0	\$31.77	0.0	\$0.00	0.0	\$0.00
Tamarack	0.0	\$0.00	0.0	\$0.00	4,256.0	\$5.15	0.0	\$0.00	0.0	\$0.00
White Cedar	0.0	\$0.00	0.0	\$0.00	0.0	\$0.00	0.0	\$0.00	0.0	\$0.00
Jack Pine	0.0	\$0.00	1,329.0	\$17.96	0.0	\$0.00	0.0	\$0.00	0.0	\$0.00
Red Pine	0.0	\$0.00	3,403.0	\$28.55	0.0	\$0.00	0.0	\$0.00	0.0	\$0.00
White Pine	0.0	\$0.00	1,774.0	\$13.45	0.0	\$0.00	0.0	\$0.00	0.0	\$0.00
Maple Species	0.0	\$0.00	0.0	\$0.00	12,809.0	\$6.21	0.0	\$0.00	0.0	\$0.00
Mixed Species	0.0	\$0.00	0.0	\$0.00	0.0	\$0.00	0.0	\$0.00	264.0	\$0.44
<b>St. Louis Co. All Species</b>	<b>0.0</b>	<b>\$0.00</b>	<b>6,506.0</b>	<b>\$22.27</b>	<b>157,158.0</b>	<b>\$25.18</b>	<b>0.0</b>	<b>\$0.00</b>	<b>264.0</b>	<b>\$0.44</b>

## MINNESOTA FEDERAL AGENCIES 2017

Agency Name: USDI - BIA

Reporting Period: 01/17 to 12/17

Reporting Basis: Appraisal Reports

Species Name	Sawtimber		Pulp and Bolts		Pulpwood		Fuelwood		Biomass	
	MBF	Avg Price	Cords	Avg Price	Cords	Avg Price	Cords	Avg Price	Tons	Avg Price
Aspen	0.0	\$0.00	0.0	\$0.00	24,691.9	\$20.84	0.0	\$0.00	0.0	\$0.00
Balm of Gilead	0.0	\$0.00	0.0	\$0.00	0.0	\$0.00	0.0	\$0.00	0.0	\$0.00
Birch Species	0.0	\$0.00	0.0	\$0.00	1,455.0	\$7.65	151.3	\$4.89	0.0	\$0.00
Ash Species	0.0	\$0.00	0.0	\$0.00	94.0	\$9.11	0.0	\$0.00	0.0	\$0.00
Elm Species	0.0	\$0.00	0.0	\$0.00	0.0	\$0.00	0.0	\$0.00	0.0	\$0.00
Oak Species	0.0	\$0.00	0.0	\$0.00	0.0	\$0.00	0.0	\$0.00	0.0	\$0.00
Basswood	0.0	\$0.00	0.0	\$0.00	0.0	\$0.00	0.0	\$0.00	0.0	\$0.00
Mixed/Other Hdwds	0.0	\$0.00	0.0	\$0.00	0.0	\$0.00	300.0	\$5.06	0.0	\$0.00
Balsam fir	0.0	\$0.00	0.0	\$0.00	3,236.1	\$13.69	0.0	\$0.00	0.0	\$0.00
White Spruce	0.0	\$0.00	487.0	\$25.36	487.0	\$21.29	0.0	\$0.00	0.0	\$0.00
Black Spruce	0.0	\$0.00	0.0	\$0.00	1,726.0	\$21.85	0.0	\$0.00	0.0	\$0.00
Tamarack	0.0	\$0.00	0.0	\$0.00	0.0	\$0.00	0.0	\$0.00	0.0	\$0.00
White Cedar	0.0	\$0.00	0.0	\$0.00	111.0	\$8.00	0.0	\$0.00	0.0	\$0.00
Jack Pine	0.0	\$0.00	3,738.2	\$33.19	0.0	\$0.00	0.0	\$0.00	0.0	\$0.00
Red Pine	2,218.0	\$111.75	4,010.5	\$28.24	0.0	\$0.00	0.0	\$0.00	0.0	\$0.00
White Pine	57.2	\$105.98	69.0	\$28.26	0.0	\$0.00	0.0	\$0.00	0.0	\$0.00
Maple Species	0.0	\$0.00	0.0	\$0.00	79.0	\$9.76	0.0	\$0.00	0.0	\$0.00
Mixed Species	0.0	\$0.00	0.0	\$0.00	0.0	\$0.00	0.0	\$0.00	3,120.0	\$1.50
<b>USDI-BIA All Species</b>	<b>2,275.2</b>	<b>\$111.60</b>	<b>8,304.7</b>	<b>\$30.30</b>	<b>31,880.0</b>	<b>\$19.47</b>	<b>451.3</b>	<b>\$5.01</b>	<b>3,120.0</b>	<b>\$1.50</b>

2017 Minnesota Public Agencies Stumpage Price Review

Agency Name: Chippewa N.F.

Reporting Period: 10/16 to 09/17

Reporting Basis: Appraisal Reports

Species Name	Sawtimber		Pulp and Bolts		Pulpwood		Fuelwood		Biomass	
	MBF	Avg Price	Cords	Avg Price	Cords	Avg Price	Cords	Avg Price	Tons	Avg Price
Aspen	0.0	\$0.00	0.0	\$0.00	31,176.1	\$45.79	0.0	\$0.00	0.0	\$0.00
Balm of Gilead	0.0	\$0.00	0.0	\$0.00	0.0	\$0.00	0.0	\$0.00	0.0	\$0.00
Birch Species	0.0	\$0.00	0.0	\$0.00	0.0	\$0.00	0.0	\$0.00	0.0	\$0.00
Ash Species	0.0	\$0.00	0.0	\$0.00	0.0	\$0.00	0.0	\$0.00	0.0	\$0.00
Elm Species	0.0	\$0.00	0.0	\$0.00	0.0	\$0.00	0.0	\$0.00	0.0	\$0.00
Oak Species	0.0	\$0.00	0.0	\$0.00	0.0	\$0.00	0.0	\$0.00	0.0	\$0.00
Basswood	0.0	\$0.00	0.0	\$0.00	0.0	\$0.00	0.0	\$0.00	0.0	\$0.00
Mixed/Other Hdws	3,276.0	\$50.04	19,497.8	\$18.28	0.0	\$0.00	0.0	\$0.00	0.0	\$0.00
Balsam fir	0.0	\$0.00	3,792.7	\$27.70	0.0	\$0.00	0.0	\$0.00	0.0	\$0.00
White Spruce	133.0	\$65.48	3,373.2	\$29.12	0.0	\$0.00	0.0	\$0.00	0.0	\$0.00
Black Spruce	0.0	\$0.00	0.0	\$0.00	0.0	\$0.00	0.0	\$0.00	0.0	\$0.00
Tamarack	0.0	\$0.00	0.0	\$0.00	0.0	\$0.00	0.0	\$0.00	0.0	\$0.00
White Cedar	0.0	\$0.00	0.0	\$0.00	0.0	\$0.00	0.0	\$0.00	0.0	\$0.00
Jack Pine	310.0	\$139.76	0.0	\$0.00	0.0	\$0.00	0.0	\$0.00	0.0	\$0.00
Red Pine	4,709.0	\$153.42	11,453.2	\$30.84	0.0	\$0.00	0.0	\$0.00	0.0	\$0.00
White Pine	0.0	\$0.00	0.0	\$0.00	0.0	\$0.00	0.0	\$0.00	0.0	\$0.00
Maple Species	0.0	\$0.00	0.0	\$0.00	0.0	\$0.00	0.0	\$0.00	0.0	\$0.00
Mixed Species	0.0	\$0.00	0.0	\$0.00	0.0	\$0.00	1,285.0	\$4.05	6,381.0	\$1.00
<b>Chippewa N.F. All Species</b>	<b>8,428.0</b>	<b>\$111.35</b>	<b>38,116.9</b>	<b>\$23.95</b>	<b>31,176.1</b>	<b>\$45.79</b>	<b>1,285.0</b>	<b>\$4.05</b>	<b>6,381.0</b>	<b>\$1.00</b>

2017 Minnesota Public Agencies Stumpage Price Review

Agency Name: Superior N.F.

Reporting Period: 10/16 to 09/17

Reporting Basis: Appraisal Reports

Species Name	Sawtimber		Pulp and Bolts		Pulpwood		Fuelwood		Biomass	
	MBF	Avg Price	Cords	Avg Price	Cords	Avg Price	Cords	Avg Price	Tons	Avg Price
Aspen	0.0	\$0.00	0.0	\$0.00	29,512.0	\$42.87	0.0	\$0.00	0.0	\$0.00
Balm of Gilead	0.0	\$0.00	0.0	\$0.00	0.0	\$0.00	0.0	\$0.00	0.0	\$0.00
Birch Species	0.0	\$0.00	10,152.0	\$21.92	0.0	\$0.00	0.0	\$0.00	0.0	\$0.00
Ash Species	0.0	\$0.00	0.0	\$0.00	0.0	\$0.00	0.0	\$0.00	0.0	\$0.00
Elm Species	0.0	\$0.00	0.0	\$0.00	0.0	\$0.00	0.0	\$0.00	0.0	\$0.00
Oak Species	0.0	\$0.00	0.0	\$0.00	0.0	\$0.00	0.0	\$0.00	0.0	\$0.00
Basswood	0.0	\$0.00	0.0	\$0.00	0.0	\$0.00	0.0	\$0.00	0.0	\$0.00
Mixed/Other Hdws	0.0	\$0.00	1,488.4	\$17.20	0.0	\$0.00	0.0	\$0.00	0.0	\$0.00
Balsam fir	0.0	\$0.00	4,939.9	\$18.40	0.0	\$0.00	0.0	\$0.00	0.0	\$0.00
White Spruce	0.0	\$0.00	7,925.0	\$33.16	0.0	\$0.00	0.0	\$0.00	0.0	\$0.00
Black Spruce	0.0	\$0.00	0.0	\$0.00	0.0	\$0.00	0.0	\$0.00	0.0	\$0.00
Tamarack	0.0	\$0.00	0.0	\$0.00	93.8	\$8.96	0.0	\$0.00	0.0	\$0.00
White Cedar	0.0	\$0.00	0.0	\$0.00	0.0	\$0.00	0.0	\$0.00	0.0	\$0.00
Jack Pine	0.0	\$0.00	5,461.3	\$18.77	0.0	\$0.00	0.0	\$0.00	0.0	\$0.00
Red Pine	4,786.8	\$100.28	1,225.7	\$35.65	429.7	\$12.08	0.0	\$0.00	0.0	\$0.00
White Pine	795.7	\$71.73	5,372.0	\$16.10	0.0	\$0.00	0.0	\$0.00	0.0	\$0.00
Maple Species	0.0	\$0.00	2,772.7	\$17.02	0.0	\$0.00	0.0	\$0.00	0.0	\$0.00
Mixed Species	0.0	\$0.00	0.0	\$0.00	0.0	\$0.00	0.0	\$0.00	0.0	\$0.00
<b>Superior N.F. All Species</b>	<b>5,582.5</b>	<b>\$96.21</b>	<b>39,337.0</b>	<b>\$22.41</b>	<b>30,035.5</b>	<b>\$42.33</b>	<b>0.0</b>	<b>\$0.00</b>	<b>0.0</b>	<b>\$0.00</b>



# MINNESOTA DNR FORESTRY 2017

Agency Name: MnDNR Forestry			Reporting Period: 01/17 to 12/17				Reporting Basis: Appraisal Reports			
Species Name	Sawtimber		Pulp and Bolts		Pulpwood		Fuelwood		Biomass	
	MBF	Avg Price	Cords	Avg Price	Cords	Avg Price	Cords	Avg Price	Tons	Avg Price
Aspen	0.0	\$0.00	130,745.5	\$38.42	297,105.5	\$30.73	1.0	\$3.00	0.0	\$0.00
Balm of Gilead	0.0	\$0.00	0.0	\$0.00	27.0	\$21.74	0.0	\$0.00	0.0	\$0.00
Birch Species	0.0	\$0.00	11,711.7	\$19.45	11,774.1	\$12.49	2.0	\$2.50	0.0	\$0.00
Ash Species	74.2	\$76.11	10,145.7	\$11.70	6,441.5	\$7.01	3.0	\$2.67	0.0	\$0.00
Elm Species	4.4	\$39.77	0.0	\$0.00	396.0	\$6.05	6.0	\$3.33	0.0	\$0.00
Oak Species	238.2	\$262.45	16,513.5	\$26.92	1,564.0	\$17.48	43.0	\$2.21	0.0	\$0.00
Basswood	72.7	\$101.27	9,373.4	\$15.53	1,844.2	\$7.86	0.0	\$0.00	0.0	\$0.00
Mixed/Other Hdwds	60.3	\$63.08	5,557.1	\$13.97	31.0	\$6.26	238.0	\$3.42	0.0	\$0.00
Balsam fir	0.0	\$0.00	0.0	\$0.00	29,457.0	\$18.35	5.7	\$1.93	0.0	\$0.00
White Spruce	0.0	\$0.00	24,044.7	\$33.91	22,563.8	\$23.32	1.0	\$3.00	0.0	\$0.00
Black Spruce	0.0	\$0.00	3,620.0	\$27.39	41,467.0	\$21.86	0.0	\$0.00	0.0	\$0.00
Tamarack	0.0	\$0.00	0.0	\$0.00	33,385.7	\$8.59	5,558.6	\$2.87	0.0	\$0.00
White Cedar	0.0	\$0.00	0.0	\$0.00	998.2	\$5.08	0.0	\$0.00	0.0	\$0.00
Jack Pine	0.0	\$0.00	17,035.8	\$33.60	1,064.0	\$11.81	0.0	\$0.00	0.0	\$0.00
Red Pine (a)	7,723.0	\$163.13	74,676.8	\$39.91	629.9	\$7.06	1,498.0	\$2.50	0.0	\$0.00
White Pine	80.6	\$144.62	219.4	\$39.57	30.0	\$8.37	0.0	\$0.00	0.0	\$0.00
Maple Species	181.2	\$163.77	23,054.2	\$15.56	30,050.7	\$12.46	30.0	\$2.00	0.0	\$0.00
Mixed Species	0.0	\$0.00	0.0	\$0.00	0.0	\$0.00	0.0	\$0.00	36,122.2	\$0.99
<b>MnDNR Forestry All Spp.</b>	<b>8,434.6</b>	<b>\$163.69</b>	<b>326,697.8</b>	<b>\$33.28</b>	<b>478,829.6</b>	<b>\$25.11</b>	<b>7,386.3</b>	<b>\$2.80</b>	<b>36,122.2</b>	<b>\$0.99</b>

a) Includes 7,553.0 Mbf originally sold as mixed cord products with >=\$70 per cord sell price; converted at 2 cords per Mbf.