

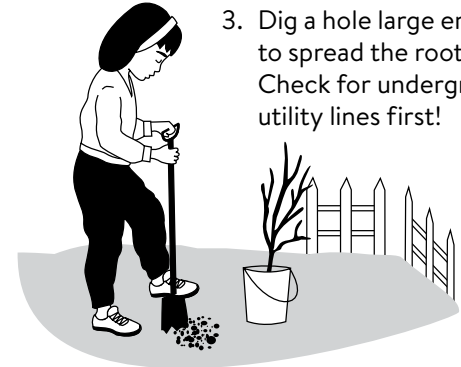
Planting a Tree



1. Choose a good spot for your tree. Don't forget its ADULT size.



2. Keep your roots moist all the time. Dry roots die.

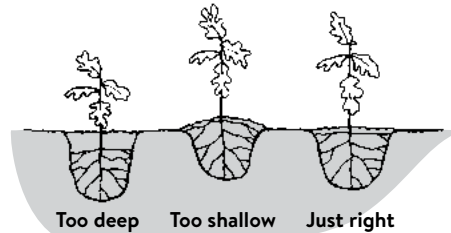


3. Dig a hole large enough to spread the roots apart. Check for underground utility lines first!




4. Plant the tree at the right depth. (See "How Deep?") Gently add loose soil.

How Deep?



5. Add more soil and firm with foot.



6. Mulch with wood chips.

7. Water regularly. Wait for shade!



Fun Fact

More trees are planted in Minnesota than are harvested each year.

