

Teach children shapes using natural objects

Instructions:

Make a few copies of this handout, excluding this instruction page.

Collect several long straight twigs or sticks with very small diameter.

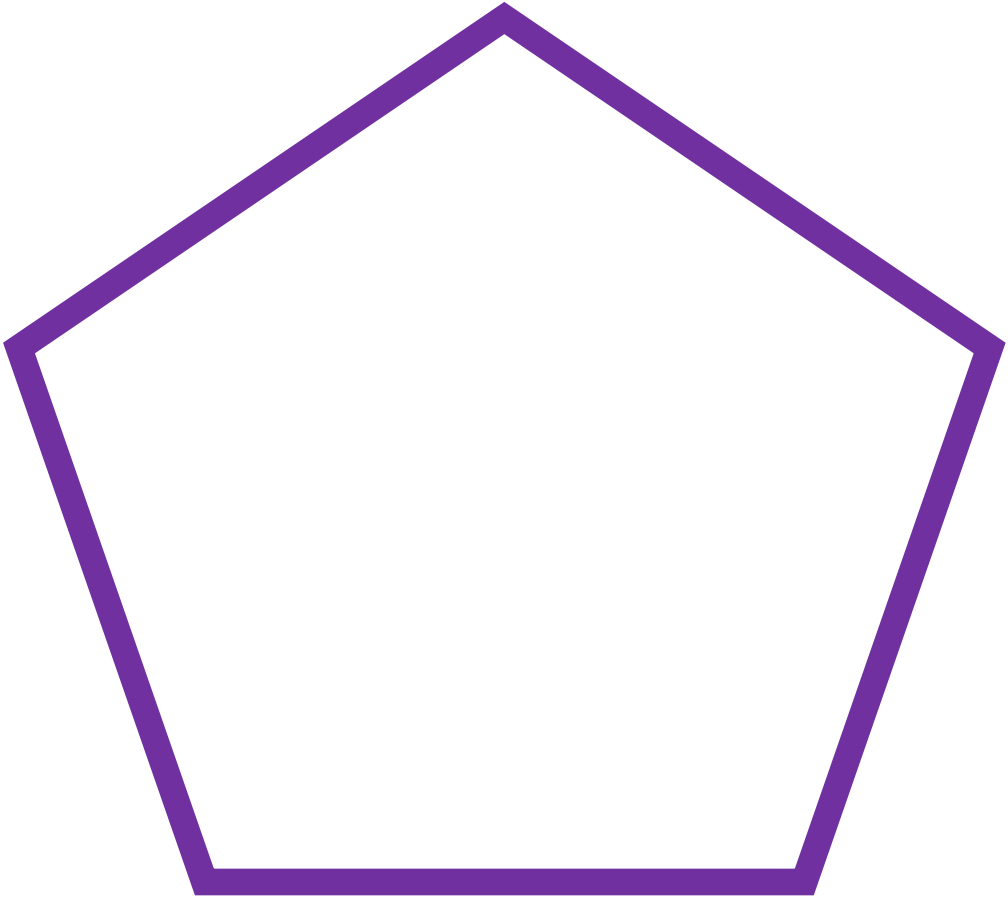
Using a paper cutter, cut twigs to an even length, such as 3 or 4 inches long.

Give each child a small handful of 5 to 7 twigs.


Show the children how to arrange the twigs into different shape, using the handouts.



trapezoid




pentagram



octagon




square



triangle



rectangle



hexagon