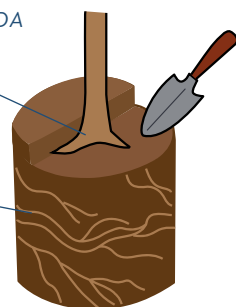


SIDA LOO BEERAA GEED KU JIRA DARIIN


- 1 Had iyo jeer qoyso kubbadda xididka. Xidid qalalan wuu dhintaa.
- 2 Ka saar geedka dariinta adigoo hal gacan ku qabsanaya jirrida, gacan kalena ku riixaya dariinta hoos ama banaanka.
- 3 Ka saar ciidda xad-dhaafka ah ilaa aad gaarto dusha xididka alwaaxda ugu horreeya.

XIDIDKA ALWAAXDA UGU HORREEYA

XIDID ALWAAX AH OO ISKU WAREEGAYA




- 4 Haddii aad aragto xidid alwaax ah oo wareegsan, ku jar si siman adigoo dhinacyada root ball-ka ka jaraya.



- 5 Qod dalool labanlaab ballaca root ball-ka ah, dhererkuna ha la egyahay masaafada u dhexeysa hoose ilaa dusha xididka alwaaxda ugu horreeya.

- 6 Si taxaddar leh ugu dhig geedka godka, hubi in uu toosan yahay oo xididka alwaaxda ugu horreeya uu la siman yahay dhulka.

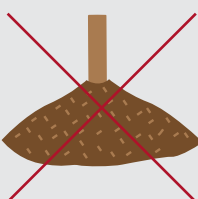
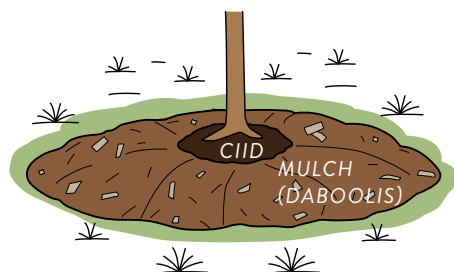


- 7 Buuxi daloolka ilaa dusha xididka alwaaxda ugu horreeya.

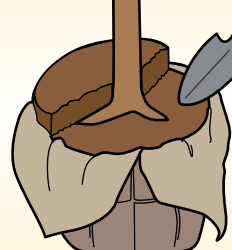
- 8 Ku cadaadi cagtaada dusha la buuxiyay si aad uga saarto godadka hawada ee ciidda.

- 9 Waraabi kubbadda xididka iyo dhammaan aagga la buuxiyay.

- 10 Ku dabool 3 inch oo mulch ah aagga la buuxiyay, adigoo mulch-ka ka fogeeynaya jirrida geedka.



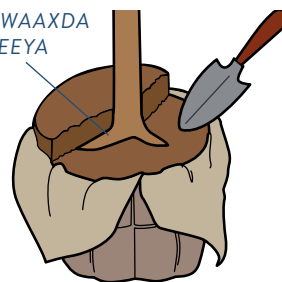
HA SAMEYNIN BUURTA MULCH-KA – WAXAY KEENI KARTAA IN GEEDKAAGA QUBTO.



SIDA LOO BEERAA GEED **BALLEED** AH OO BURLAP KU JIRO

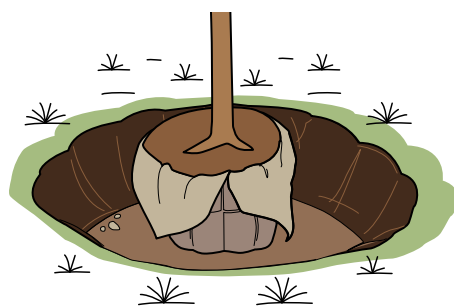
- 1 Had iyo jeer qoyso kubbadda xididka. Xidid qalalan wuu dhintaa.
- 2 Furo burlap-ka kore oo ka saar ciid xad-dhaaf ah ilaa aad ka gaarto dusha xididka alwaaxda ugu horreeya.

XIDIDKA ALWAAXDA UGU HORREEYA

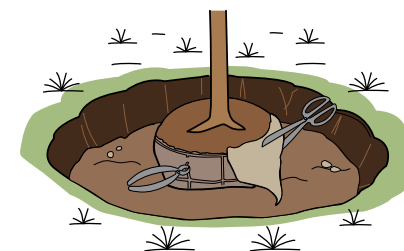


- 3 Qod dalool laba jibbaar ballaca root ball-ka, dhererkuna ha la egyahay masaafada u dhexeysa hoose ilaa dusha xididka alwaaxda ugu horreeya.

- 4 Si taxaddar leh ugu dhig geedka gudaha daloolka, adigoo hubinaya in uu si toos ah u taagan yahay, dusha xididka alwaaxda ugu horreeya-na uu ka siman yahay heerka dhulka.



- 5 Ku buuxi daloolka nus ilaa bartamaha root ball-ka, ka dibna jar oo ka saar qaybo ka muuqda ee dambiisha birta ah iyo burlap-ka adigoo wiiqin xididdada.

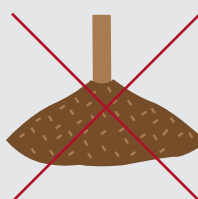
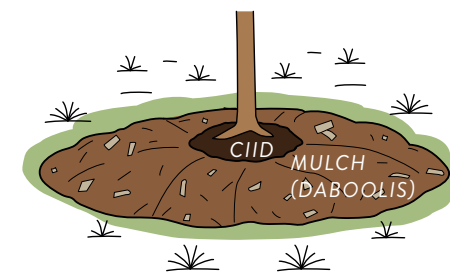


- 6 Dhamee buuxinta ilaa dusha xididka alwaaxda ugu horreeya, adigoo aan ka tagin wax burlap ah oo banaanka ah.

- 7 Ku cadaadi cagtaada dhammaan aagga la buuxiyay si aad uga saarto godadka hawada.

- 8 Waraabi kubbadda xididka iyo dhammaan aagga la buuxiyay.


- 9 Ku dabool 3 inch oo mulch ah aagga la buuxiyay, mulch-ka ha taaban jirrida geedka.



HA SAMEYNIN BUURTA MULCH-KA – WAXAY KEENI KARTAA IN GEEDKAAGA QUBTO.

SIDEE LOO BEERAA GEEDO

HAGE KOOBAN



FORESTRY

500 Lafayette Road
St. Paul, MN 55155-4040
888-MINNDNR or 651-296-6157
mndnr.gov

Iyadoo la raacayo sharciga Federaalka iyo xeerarka iyo siyaasada xuuqda madaniga ah ee Waaxda Beeraha ee Maraykanka (USDA), hay'addan waxaa ka mamnuuc ah in ay takooro qof iyadoo lagu saleynayo: jinsiyadda, midabka, asal qaran, jinsiga, da'da, naafonimada, ama ciqaab/mustafuris la xiriirta in la istaagay xuuqda madaniga ah hore. (Ma aha in dhammaan sababaha la mamnuucay ay khuseeyaan dhammaan barnaamijyada.)

Qof kasta oo naafonimo leh oo u baahan qaab kale oo isgaarsiineed si uu u helo macluumaadka barnaamijka (tusaale ahaan: qoraal far waaweyn, farta indhooleyaasha (Braille), cajalad cod ah, Luuqadda Calaamadaha ee Maraykanka, iwm), waa inuu la xiriiraa hay'adda gobolka ama degmada ee mas'uulka ka ah barnaamijka, ama la xiriiraa Xarunta TARGET ee USDA taleefanka (202) 720-2600 (cod iyo TTY), ama la xiriiraa USDA iyada oo loo marayo Adeegga Relay-ga Federaalka lambarka (800) 877-8339. Sidoo kale, macluumaadka barnaamijka waxa uu ku heli karaa luqado aan ahayn Ingiriisiga.

Si aad u gudbiso cabasho ku saabsan takoorka, buuxi Foomka Cabashada Takoorka Barnaamijka USDA, AD-3027, oo laga heli karo internetka: http://www.ascr.usda.gov/complaint_filing_cust.html, ama xafiis kasta oo USDA ah, ama qor warqad aad u dirto USDA oo ay ku qoran yihiin dhammaan macluumaadka lagu codsaday foomka. Si aad nuqul foomka uga codsato, wac (866) 632-9992. U gudbi foomkaaga dhammaystiran ama warqaddaada USDA adigoo isticmaalaya mid ka mid ah hababka hoos ku qoran:

- (1) Boostada: Waaxda Beeraha ee Mareykanka (USDA) Xafiiska Kaaliyaha Xoghayaha Xuquuqda Madaniga ah 1400 Independence Avenue, SW Washington, D.C. 20250-9410
- (2) Fakis: (202) 690-7442
- (3) Email: program.intake@usda.gov

Hay'addu waa bixiye fursad siman oo loo dhan yahay.

Daabacaddan waxaa suurtageliyay deeq laga helay Adeegga Kaymaha ee USDA.

© 2025, Dowladda Minnesota, Waaxda Kheyraadka Dabiiciga ah.

Waxaa lagu daabacay warqad dib loo warshadeeyay oo ka kooban ugu yaraan 10% qashinka macaamiisha kadib iyo khad laga sameeyay khudaar.

FSC Logo

FOR_0007_26 Somali
(FOR_0697_20 English)



@MinnesotaDNR



@mndnr



@MinnesotaDNR

BEERISTA KA HOR

Xulo geedka ku habboon goobta aad rabto inaad ku beerto. Caawimo iyo talooyin ka hel: mndnr.gov/treecare.

Kahor inta aadan qodin, la xiriir Gopher State One Call si loo hubiyo xargaha koronto, gaas, ama biyaha ee dhulka hoostiisa mara: 800-252-1166 gopherstateonecall.org.

KA DIB BEERISTA

Mulchin-ta (Daboolista)

Isticmaalka mulch – sida jajibka alwaaxda – agagaarka geedka wuxuu leeyahay faa'iidooyin badan, oo ay ka mid yihiin:

- Hagaajinta xaaladaha koritaanka
- Kaydinta qoyaanka ciidda
- Xakamaynta haramaha iyo cawska
- Kordhinta nafaqooyinka ciidda
- Ka ilaalinta ciidda kul iyo qabow xad-dhaaf ah
- Difaacista jirrida iyo xididdada geedka

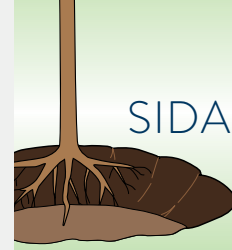
Laakiin mulch-ka oo si aad ah loogu dhigo geedka, gaar ahaan marka uu taabanayo jirrida, wuu waxyeelleyn karaa. Waxaa tan loo yaqaanaa "buurta mulch-ka" (mulch volcano), waxayna sababi kartaa Jirrida oo qudhunnta, Dhibaatooyin cayayaan iyo cudurro, Xididdada oo laga xanibo oksijiinta, Raac Xeerka "3-3-3" marka aad dhigeysa mulch, 3 fiit dhexroor ahaan, 3 inch qoto ahaan, 3 inch ka fog jirrida geedka.

Waraabinta

Waraabinta geedka waa arrin muhiim ah si uu u noolaado saddexda sano ee ugu horreysa. Usbuuc kasta oo roobku ka yar yahay 1 inch, sii geedka 15 ilaa 25 gallon oo biyo ah, ilaa dhulku barafeeyo. Ka dib marka ay dhamaadaan sannadaha ugu horreya, sii waraabi geedaha marka ay jiraan waqtiyo qalalan. Bacaha biyaha ee loogu talagalay geedaha ayaa ka dhigi kara waraabinta mid fudud oo hufan.

Difaacaya

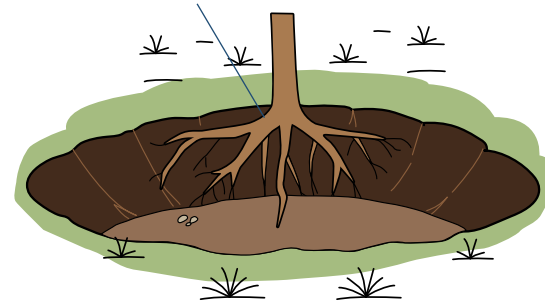
Waxaad ku rakibi kartaa xayndaab ka samaysan caag ama bir mesh ah agagaarka jirrida geedka si aad uga ilaaliso dhaawaca ay keeni karaan xoolaha, mashiinnada jarjarta cawska, ama qalabka goynta. Xayndaabka geedka waa in la saaraa ama la beddelaa marka geedku korayo, si aanu jirrida u cadaadin ama u dhaawicin.



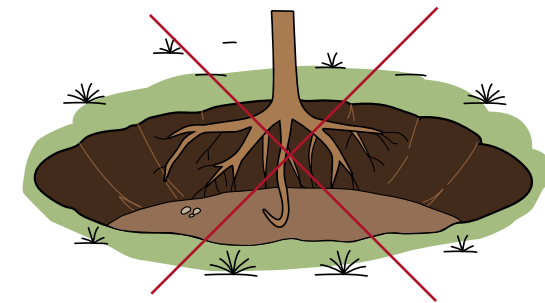
SIDA LOO BEERAA GEED AAN LAHAYN XIDID ADAG

- 1 Had iyo jeer qoyso xididdada. Xidid qalalan waa mid dhinta.
- 2 Qod dalool labanlaab ballaca xididka geedka oo wax yar ka dheer dhererka xididka.
- 3 Geli xididdada gudaha daloolka si ay u fadhido halka xididka alwaaxda ugu horreeya uu ka jiro wax ka yar 1 inch oo ka hooseeya dusha ciidda.

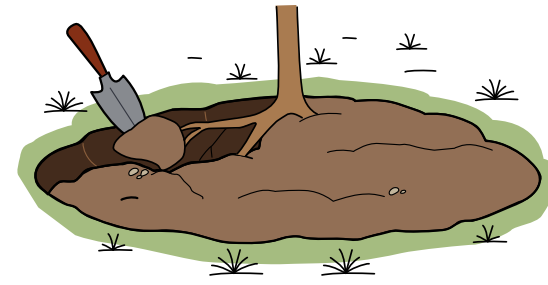
XIDIDKA ALWAAXDA UGU HORREEYA



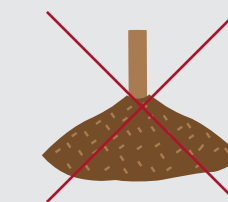
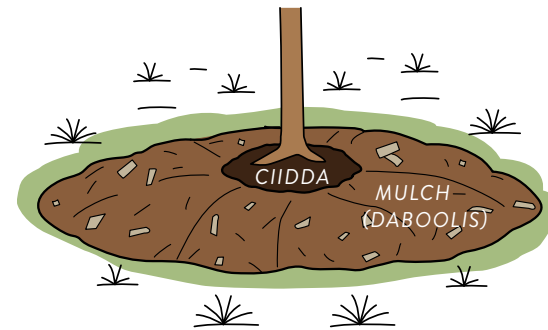
- 4 Kala fidi xididdada si siman, adigoo hubinaya in aysan qalloocin ama isku laaban sida ("J-rooted") oo ay toosan yihiin.



- 5 Buuxi daloolka nus ilaa bartamaha kubbadda xididka (root ball), ka dibna jar oo ka saar qaybaha ka muuqda ee dambiisha birta ah iyo burlap-ka adigoo wiiqin xididdada.



- 6 Ku dhammee buuxinta ilaa dusha xididka alwaaxda ugu horreeya, adigoo hubinaya in burlap-ka aanu banaanka uga muuqan.
- 7 Waraabi dhammaan meesha la buuxiyay.
- 8 Ku fidi 3 inch oo mulch ah dusha la buuxiyay, adigoo ka fogeeya mulch-ka jirrida geedka.



HA SAMEYNIN BUURTA MULCH-KA – WAXAY KEENI KARTAA IN GEEDKAAGA QUBTO.

C
A
B
I
R
L
A
B
A
J
E
E
R
-
Q
O
D
H
A
L
M
A
R

9
8
7
6
5
4
3
2
1