



# **Report: Emergency Response to Disease Outbreaks in Wildlife**

Covering the Period April 1 –June 30, 2022

As required by Minnesota Session Law 2021, 1<sup>st</sup> Special Session, Chapter 6

7/31/2023

## Report to the Minnesota Legislature

Minnesota Department of Natural Resources  
500 Lafayette Road  
Saint Paul, Minnesota 55155  
651-259-5024  
[bob.meier@state.mn.us](mailto:bob.meier@state.mn.us)  
[mndnr.gov](http://mndnr.gov)

Pursuant to Minnesota Statutes, Section 3.197, we estimate that it cost approximately \$320 to produce this report. This includes staff time for drafting and reviewing the report.

*Upon request, this material will be made available in an alternative format such as large print, Braille or audio recording. Printed on recycled paper.*

## DNR CWD Spending Legislative Report

This report fulfills the quarterly reporting requirement of Minnesota Session Law 2021, 1st Special Session, Chapter 6, Article 1, Section 3, Subdivision 6(b) “\$1,529,000 the first year and \$2,532,000 the second year are from the general fund and \$2,425,000 the first year and \$2,425,000 the second year are from the game and fish fund for planning for and emergency response to disease outbreaks in wildlife. Of the game and fish fund appropriation, \$750,000 the first year and \$750,000 the second year are from the heritage enhancement account and are onetime (Table 1). The commissioner and the Board of Animal Health must each submit quarterly reports on chronic wasting disease activities funded in this biennium to the chairs and ranking minority members of the legislative committees and divisions with jurisdiction over environment and natural resources and agriculture.”

### CWD Activities, April 1 – June 30, 2022

The Minnesota Department of Natural Resources (DNR) spent approximately \$280,000 during the fourth quarter of FY22 on Chronic Wasting Disease (CWD)-related activities (Figure 1, Table 2). This spending includes staff salary for CWD surveillance and management work, invoices for agency culling activities (including dumpsters, diagnostic testing, fleet, and meat processing), partner sampling program payments to taxidermists, and CWD-related research projects. New activities that occurred this past quarter focused on compiling data for surveillance planning for fall 2022, development of hunting regulations book and deer rule, and planning outreach strategies to engage hunters. A detailed list of activities includes:

- From April 1 to June 30, a total of 164 samples were collected and submitted for CWD testing:
  - Opportunistic sampling: 90 samples, collected statewide; none of these deer were CWD-positive (i.e., 42 vehicle-killed deer, 11 sick deer, 15 found dead, 18 depredation permits, and 4 other).
  - Targeted sampling: 74 samples; 4 of these deer were CWD-positive. These samples were collected from southeast and central Minnesota during agency culling operations:
    - 52 from the Southeast CWD Management and Control Zones, with 3 CWD-positive detections.
    - 22 from Grand Rapids area (Deer Permit Area 179, or DPA 179), north central Minnesota, with 1 CWD-positive detection.
- DNR contracted with USDA-Wildlife Services for \$425,000 to conduct targeted culling in the management zone in southeast, MN (Management Zone DPA 605), and in a new detection area within the city limits of Grand Rapids, MN (DPA 179). The southeast effort took place from January 31, 2022 to April 8, 2022; 415 deer were removed, 18 tested CWD-positive (Figure 2). Throughout the project, 51 private landowners allowed access to their properties, for a total of 8,987 private acres for deer removal. An additional 5,598 state owned acres were available in focus areas for deer removal. The Grand Rapids efforts took place from March 23, 2022 thru April 21, 2022 with 54 deer removed; one tested positive (Figure 3). All culled deer went to the Share the Harvest public donation program after receiving a not-detected test result.

- In total, DNR tested 15,542 deer from July 1, 2021 thru June 30, 2022 for CWD (Figure 4, Table 3). There were 53 new detections of CWD in wild deer in fall 2021 – winter 2022: 31 hunter-harvested, 19 agency-culled, 2 found dead and 1 shooting permit. As of June 30, 2022, Minnesota has detected 168 positive wild deer since 2010 (Figure 5).

Planning efforts for fall 2022 CWD surveillance began during this quarter, as staff summarized and analyzed results from fall 2021 efforts. The footprint of CWD in Minnesota has expanded, with the discovery of 2 new areas of disease, and this will require increased efforts to meet these challenges as well as improve our understanding of CWD risk across the state. Discussions are underway to expand testing opportunities statewide by fall 2022 and offer hunter new options to participate in surveillance efforts.

Table 1. Chronic Wasting Disease Appropriation Allocation FY22-23.

Fund	FY22 Appropriated	FY23 Appropriated	Total App FY22-23
General Fund	1,529,000	2,532,000	4,061,000
Game and Fish-Emergency Response	1,675,000	1,675,000	3,350,000
Heritage	750,000	750,000	1,500,000
<b>Total</b>	<b>3,954,000</b>	<b>4,957,000</b>	<b>8,911,000</b>

Figure 1. Quarterly spending activity of the Chronic Wasting Disease Appropriation Allocation FY22-23.

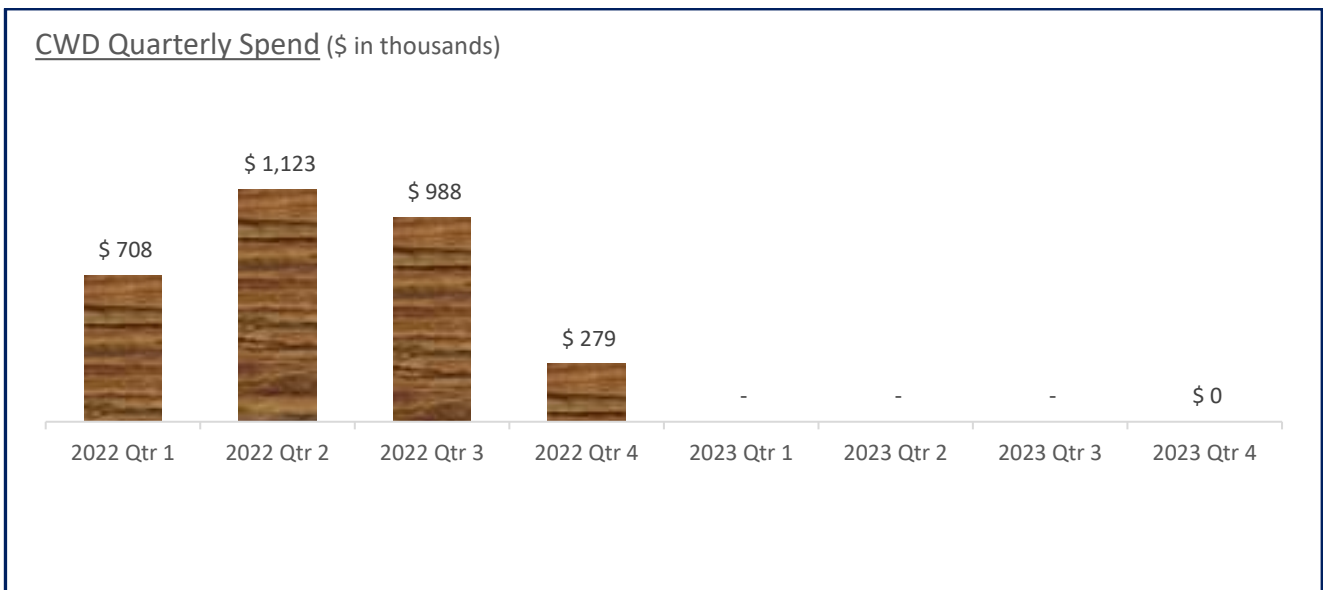


Table 2. Detailed spending by expense type for Chronic Wasting Disease Appropriation, July 1, 2021 through June 30, 2022.

Expense Type	General Fund	Game and Fish-Emergency Response	Heritage	Other**	Total Spend
Salary	618	1,020,092	-	195,306	1,216,016
CWD Sample Testing	287,459	-	-	46,288	333,746
Contracts: CWD Tissue Sampling	128,083	1,240	-	10,172	139,496
USDA-Culling Contract	-	-	378,186	-	378,186
CWD Office - Rushford	36,796	-	-	-	36,796
Dumpsters	237,798	105,594	-	33	343,425
Supplies	132,691	19,295	-	5,028	157,014
Travel/Fleet	45,937	234,892	-	223	281,052
Printing & Advertising	22,442	13,232	-	9,687	45,361
Equipment	-	7,834	-	11,449	19,283
Other	31,273	2,816	-	131,108	165,197
<b>Total</b>	<b>923,097</b>	<b>1,404,994</b>	<b>378,186</b>	<b>409,294</b>	<b>3,115,571</b>
<b>\$ Encumbered</b>	<b>26,923</b>	<b>-</b>	<b>-</b>	<b>-</b>	
<b>% of Budget Spent</b>	<b>60.4%</b>	<b>83.9%</b>	<b>50.4%</b>		
<b>% of Budget Encumbered</b>	<b>1.8%</b>	<b>0.0%</b>	<b>0.0%</b>		
<b>% of Budget Spent/Enc</b>	<b>62.1%</b>	<b>83.9%</b>	<b>50.4%</b>		

\*\* Other includes Game and Fish Operating Account, Deer Management Account, Deer/Bear Account, Cervid Health Account, and Heritage Fund.

Figure 2. Locations of deer culled (n=415) during targeted efforts by USDA-WIS in southeast and south metro areas of Minnesota, winter 2022.

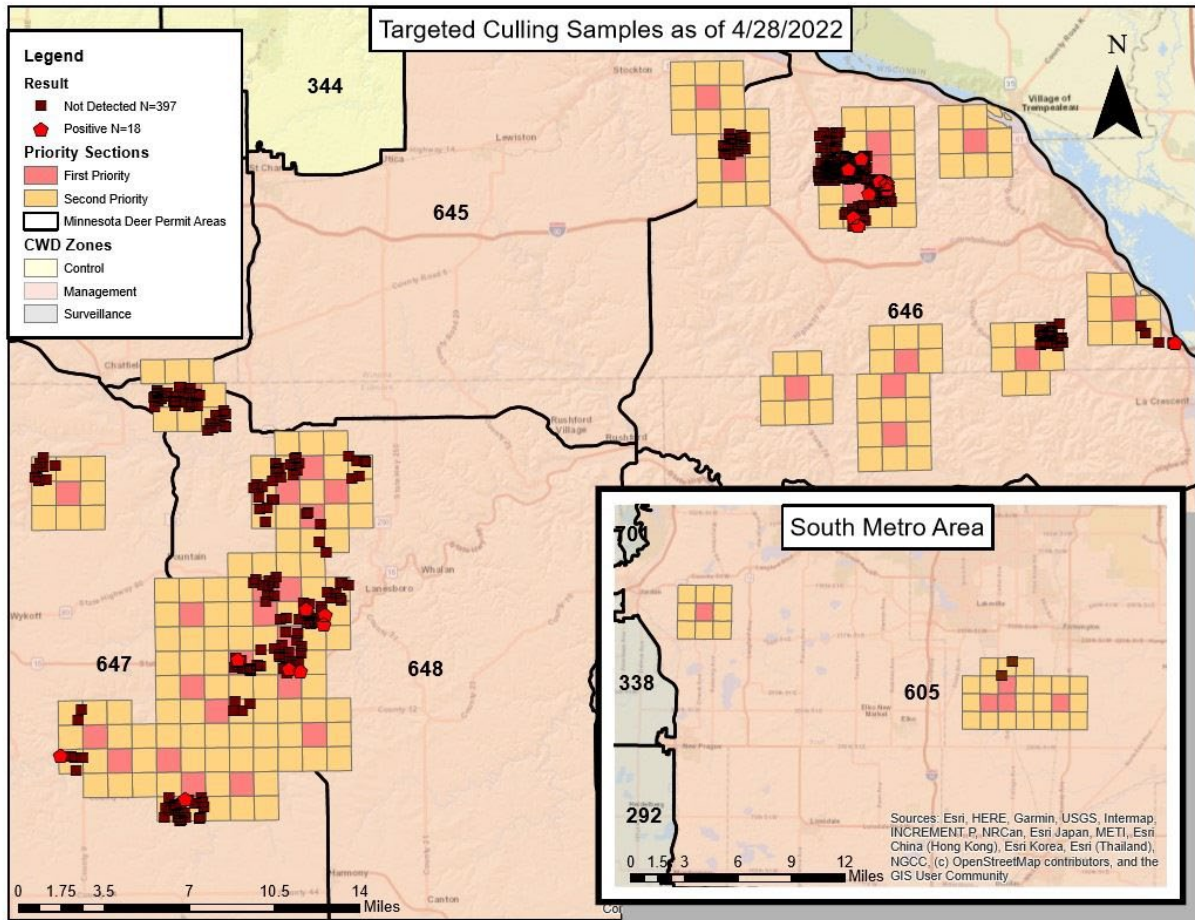


Figure 3. The approximate area where USDA-Wildlife Services targeted culling efforts occurred and removed n=54 deer to test for Chronic Wasting Disease (CWD) within the city of Grand Rapids, Minnesota, winter 2022.

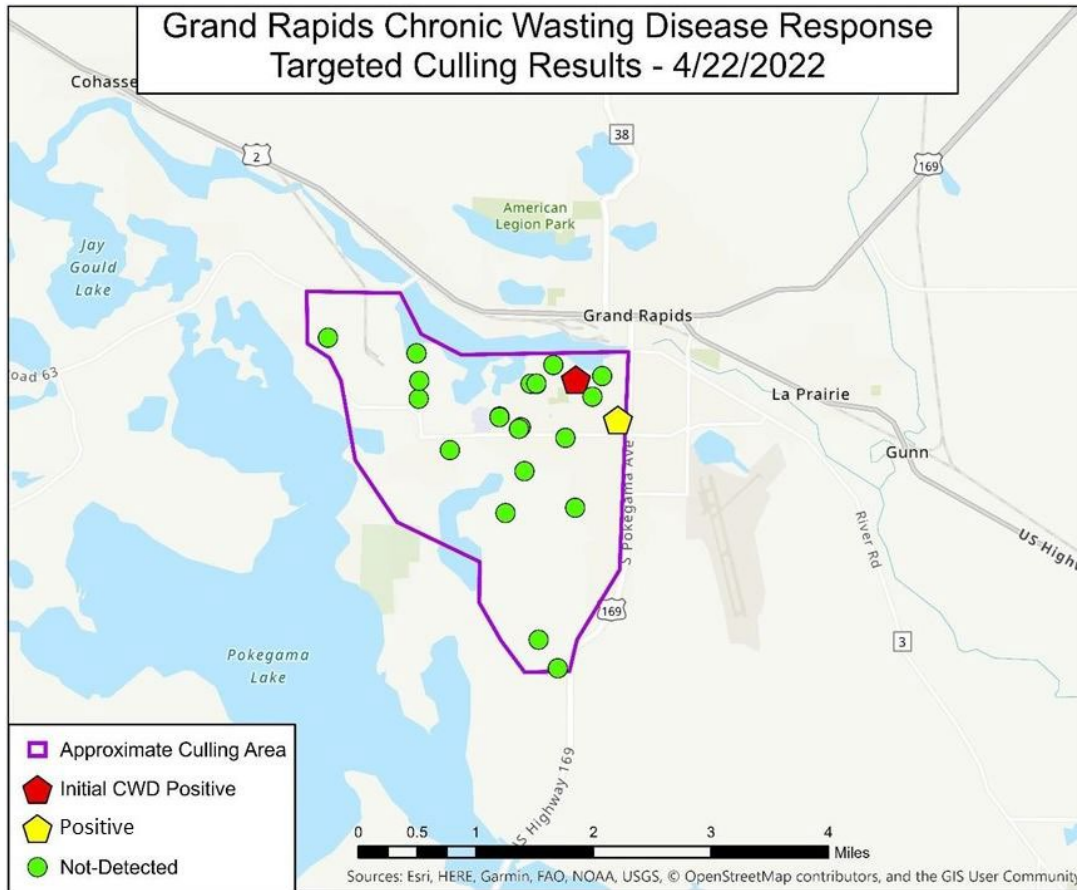




Figure 4. Total samples (n=15,542) collected for chronic wasting disease (CWD) testing in Minnesota from July 1, 2020 through June 30, 2021.

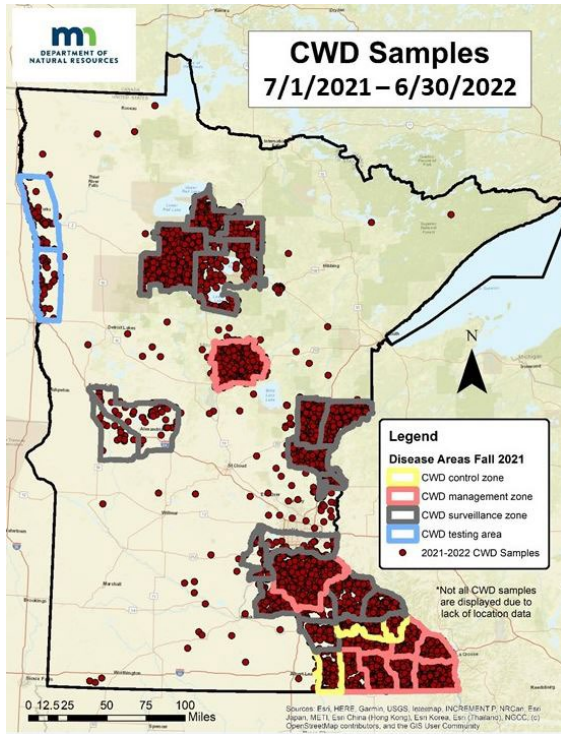


Figure 5. Locations of chronic wasting disease (CWD) positive wild deer (n=168) in Minnesota.

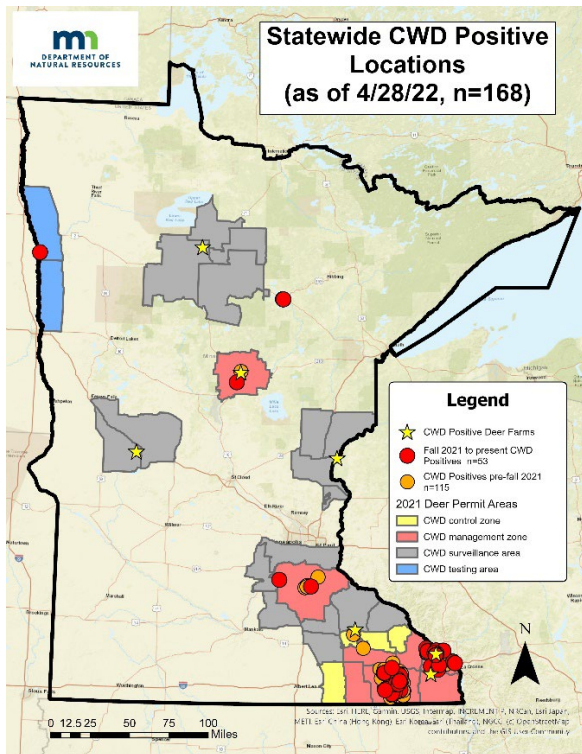


Table 3. Chronic wasting disease (CWD) samples collected in Minnesota from July 1, 2021 to June 30, 2022.

\*Of the three opportunistic positives, one was found dead in DPA 648, one found dead in DPA 179, and the remaining was harvested under a shooting permit in DPA 646.

Designation	Deer Permit Area	Sample Acquisition	Number of deer sampled	Positive Results
Surveillance Zone	110, 169, 184, 197	Hunter Harvested	1,840	0
Surveillance Zone	157, 159, 225, 235, 236	Hunter Harvested	1,383	0
Surveillance Zone	233, 292, 293, 338, 341, 342, 701	Hunter Harvested	1,369	0
Surveillance Zone	213, 273	Hunter Harvested	473	0
Control Zone	255, 343, 344	Hunter Harvested	811	0
Management Zone	605	Hunter Harvested	1,297	2
		Agency Culled	2	0
Management Zone	604	Hunter Harvested	1,272	1
Management Zone	643, 645, 646, 647, 648, 649, 655	Hunter Harvested	5,524	27
		Agency Culled	413	18
Unplanned Surveillance Zone	261, 262	Hunter Harvested	235	1
Unplanned Surveillance Zone	179	Agency Culled	54	1
Opportunistic/Other	Statewide	Includes: Reported sick, found dead, shooting permit, vehicle killed	869	*3
	<b>TOTAL</b>		<b>15,542</b>	<b>53</b>