




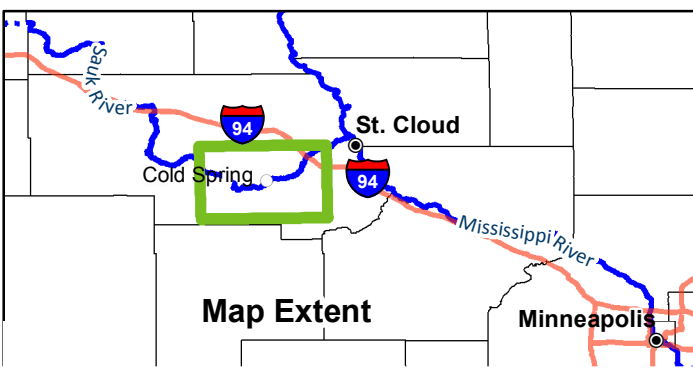
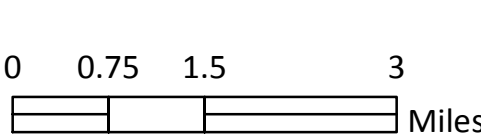


## Legend

-  Study Area
-  Lakes and Wetlands
-  Rivers and Streams
-  Interstate Highway
-  State Highway



## Study Area

*Cold Spring Groundwater Study*