



MINNESOTA

# 2009 Public Stumpage Price Review

<http://www.dnr.state.mn.us/forestry/timbersales/stumpage.html>

### Highlights

In 2009, a total 1.8 million cords stumpage was sold for \$33.6 million by public agencies in Minnesota as compared to 1.9 million cords sold for \$42.2 million in 2008, a year-over-year revenue decrease of 20.4%.

Average stumpage prices received for all-species pulpwood and bolts dropped from \$21.44 per cord in 2008 to \$19.13 per cord in 2009, a decrease of 10.8%.

The average stumpage price received for aspen pulpwood was \$23.07 per cord as compared to an average \$26.14 in 2008, a year-over-year decrease of 11.7%.

The average pine pulp and bolts stumpage price was \$27.44 per cord compared to \$28.76 per cord in 2008, a year-over-year decrease of 4.6%.

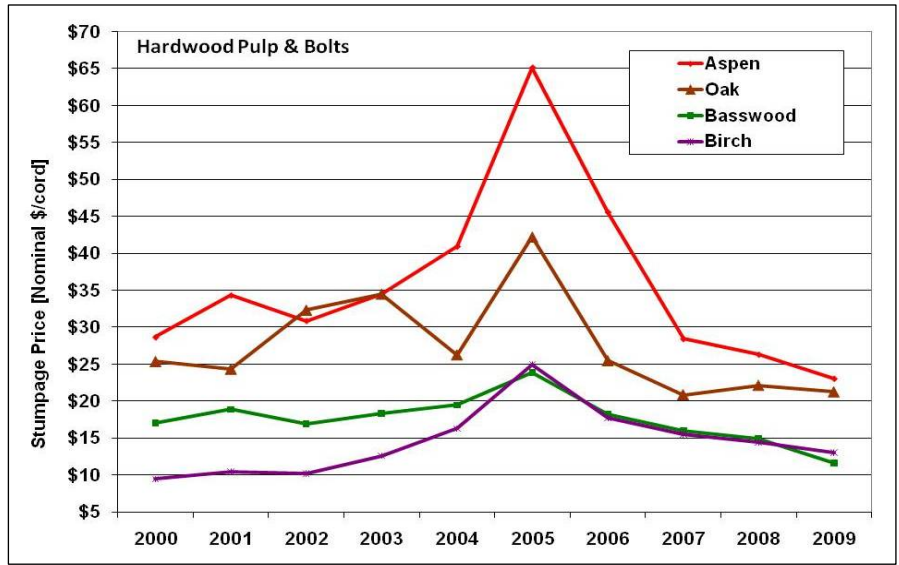


Figure 1. Public hardwood pulp & bolts stumpage price trends, 2000-09.

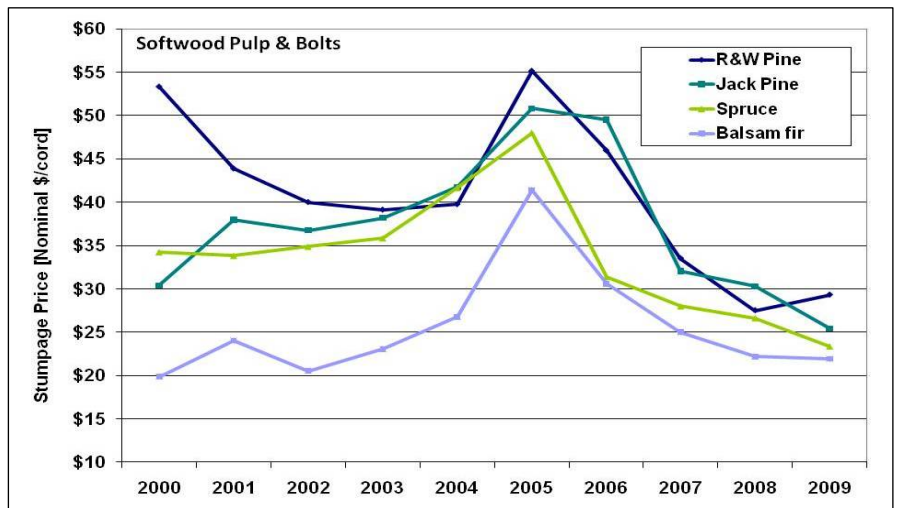


Figure 2. Public softwood pulp & bolts stumpage price trends, 2000-09.

For information about the Minnesota Stumpage Price Review, contact: Don Deckard, State Forest Economist, Minnesota Department of Natural Resources, Division of Forestry, 500 Lafayette Road - Box 44, St. Paul, Minnesota 55155-4044; email: [donald.deckard@state.mn.us](mailto:donald.deckard@state.mn.us); phone: (651) 259-5287.

In 2009, a total 8.3 MMBF of sawtimber was sold by public agencies as compared to 19.2 MMBF sold in 2008, a year-over-year volume decrease of 56.8%.

The all-species average sawtimber stumpage price was \$104.49 per MBF in 2009 as compared to \$134.24 per MBF in 2008, a year-over-year value decrease of 22.2%.

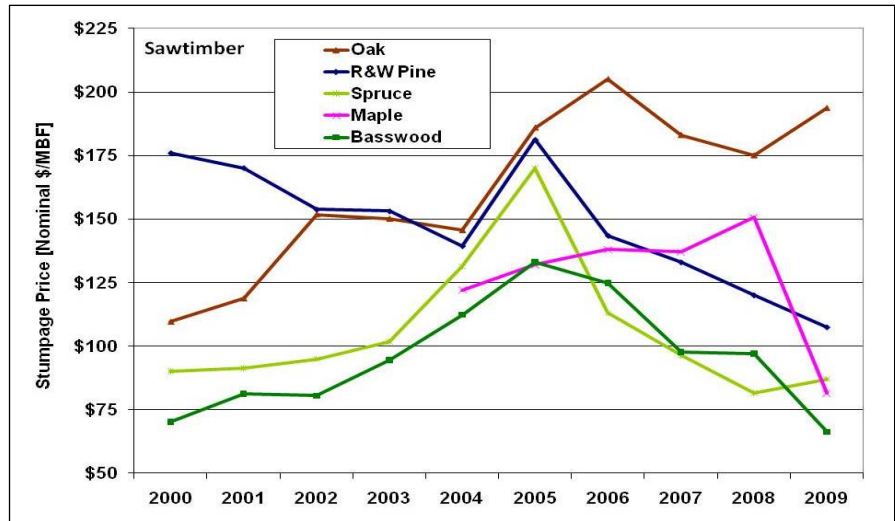


Figure 3. Public sawtimber stumpage price trends, 2000-09.

## Purpose and Methods

This report contains average stumpage prices received by all Minnesota public agencies in 2008 for the following product classifications: sawtimber, bolts, pulpwood, and fuelwood. Information presented may be useful for determining the total volume and value of stumpage sold and for comparing relative volumes and values of sawtimber and pulpwood sold during the reporting period by public agencies in Minnesota.

The various public agencies have different fiscal years. The reporting period for each agency is included as part of the agencies information. The fiscal year used by the counties is the same as the calendar year. Federal agencies (USFS and BIA) fiscal year runs from October 1 – September 30. The state's (Minnesota DNR) fiscal year runs from July 1 – June 30, but to make the data reported more consistent with the other agencies, the time period for the data included in the report is for CY2008. Some agencies report their data based on timber appraisal estimates from timber sales sold, while others report based on actual scale receipts from timber harvested and scaled. The reporting basis for each agency is included in the report.

**DISCLAIMER:** The reported timber sales data includes different products and units of measure. All volumes in MBF and cords and the associated values by product are reported as received from the various agencies. The reader should use caution when comparing the prices shown in this report with actual prices received or expected on any specific timber sale. Individual sale prices may vary significantly from the averages shown in this report because of variability in both economic and physical conditions.

### Definitions

**Average price:** volume weighted (mean) calculated by multiplying the corresponding volume by price for each species/species group and product/product group.

**Biomass:** logging residues including tops, limbs, and cull pieces.

**Board foot:** a piece of wood 1" thick by 12" long by 12" wide.

**Bolt:** short length log, in the Lake States usually 100" in length with minimum 6" top diameter. Depending on species and quality, may be suitable for the production of dimensional lumber (2x4s), industrial grade lumber (pallets), for manufacturing turned forest products, or for peeling.

**Cord:** unit of cubic volume measure 4 feet wide, 4 feet high, and 8 feet long, or equivalent, containing 128 cubic feet of well stacked roundwood, including bark and air space.

**MBF:** one thousand board feet; for stumpage purposes, a unit of volume measured using log or tree scale.

**MMBF:** one million board feet; for stumpage purposes, a unit of volume measured using log or tree scale.

**Pulpwood:** stem suitable for fiber used for paper and oriented strand board (OSB) manufacturing.

**Pulp & Bolts:** stem containing the mixed products of pulpwood and bolts.

**Sawtimber:** stems containing logs suitable for production of graded boards and/or dimensional lumber.

**Stumpage:** the value of standing trees.

## SUMMARY TABLE – ALL PUBLIC AGENCIES

### Agency Name: All Public Agencies

Species Name	Sawtimber		Pulp and Bolts		Pulpwood		Fuelwood		Biomass		
	MBF	Avg Price	Cords	Avg Price	Cords	Avg Price	Cords	Avg Price	Tons	Avg Price	
Aspen	66.1	\$51.11	2,515.0	\$36.79	831,139.4	\$23.07	30.0	\$2.67	570.0	\$1.41	
Balm of Gilead	0.0	\$0.00	0.0	\$0.00	14,229.8	\$20.83	0.0	\$0.00	0.0	\$0.00	
Birch Species	387.2	\$19.82	35,599.3	\$13.01	78,862.4	\$9.17	108.5	\$5.38	240.0	\$0.50	
Ash Species	32.0	\$51.89	8,425.6	\$10.10	18,452.9	\$8.73	107.9	\$3.75	240.0	\$0.50	
Elm Species	14.3	\$53.99	0.0	\$0.00	43.3	\$3.42	0.0	\$0.00	0.0	\$0.00	
Oak Species	1,372.3	\$193.61	15,857.5	\$21.25	25,284.6	\$15.32	799.0	\$5.39	521.0	\$1.16	
Basswood	194.5	\$66.24	2,460.0	\$11.62	15,725.6	\$8.10	239.0	\$7.16	0.0	\$0.00	
Other Hardwoods	1,109.9	\$37.72	0.0	\$0.00	63,378.4	\$11.78	284.0	\$3.75	360.0	\$0.25	
Balsam Fir	89.7	\$58.34	16,161.6	\$21.91	69,576.6	\$14.67	0.0	\$0.00	0.0	\$0.00	
Spruce Species	417.1	\$87.05	31,338.2	\$23.37	124,235.6	\$17.44	0.0	\$0.00	2,775.0	\$0.20	
Tamarack	0.0	\$0.00	0.0	\$0.00	97,270.4	\$5.01	599.0	\$4.37	0.0	\$0.00	
White Cedar	0.0	\$0.00	86.0	\$11.65	2,068.4	\$5.44	0.0	\$0.00	0.0	\$0.00	
Jack Pine	334.4	\$106.19	73,092.3	\$25.41	21,503.0	\$13.02	1,913.9	\$1.85	0.0	\$0.00	
Red & White Pine	4,154.7	\$107.40	79,039.8	\$29.32	19,607.7	\$16.22	52.7	\$1.53	360.0	\$0.25	
Maple	143.3	\$81.48	617.0	\$16.59	61,416.1	\$8.06	942.0	\$2.52	0.0	\$0.00	
Mixed Spp-Bio	0.0	\$0.00	0.0	\$0.00	0.0	\$0.00	0.0	\$0.00	88,997.0	\$0.90	
<b>All Agencies</b>	<b>All Species</b>	<b>8,315.6</b>	<b>\$104.49</b>	<b>265,192.3</b>	<b>\$23.68</b>	<b>1,442,793.9</b>	<b>\$18.29</b>	<b>5,075.9</b>	<b>\$3.30</b>	<b>94,063.0</b>	<b>\$0.88</b>

The Minnesota Public Stumpage Price Review is compiled by the Division of Forestry in cooperation with other public land management agencies in Minnesota. The continued cooperation received from the reporting agencies is greatly appreciated.

This product continues to evolve as sale methods, product specifications, and wood markets change.

Changes for the 2009 reporting year:

- biomass category added, reported in green tons
- bolts category dropped

Distribution has moved to 100% electronic and is available on the DNR website along with historical reports.

**MINNESOTA COUNTIES**

<b>Agency Name: Aitkin Co.</b>		<b>Reporting Period: 01/09 to 12/09</b>				<b>Reporting Basis: Appraisal</b>					
<u>Species Name</u>	<b>Sawtimber</b>		<b>Pulp and Bolts</b>		<b>Pulpwood</b>		<b>Fuelwood</b>		<b>Biomass</b>		
	<u>MBF</u>	<u>Avg Price</u>	<u>Cords</u>	<u>Avg Price</u>	<u>Cords</u>	<u>Avg Price</u>	<u>Cords</u>	<u>Avg Price</u>	<u>Tons</u>	<u>Avg Price</u>	
Aspen	0.0	\$0.00	0.0	\$0.00	26,395.1	\$22.95	0.0	\$0.00	0.0	\$0.00	
Balm of Gilead	0.0	\$0.00	0.0	\$0.00	6.0	\$20.34	0.0	\$0.00	0.0	\$0.00	
Birch Species	0.0	\$0.00	3,061.3	\$12.49	0.0	\$0.00	0.0	\$0.00	0.0	\$0.00	
Ash Species	0.0	\$0.00	373.5	\$12.47	0.0	\$0.00	0.0	\$0.00	0.0	\$0.00	
Elm Species	0.0	\$0.00	0.0	\$0.00	0.0	\$0.00	0.0	\$0.00	0.0	\$0.00	
Oak Species	0.0	\$0.00	2,682.5	\$26.78	0.0	\$0.00	0.0	\$0.00	0.0	\$0.00	
Basswood	0.0	\$0.00	1,265.0	\$13.14	0.0	\$0.00	0.0	\$0.00	0.0	\$0.00	
Other Hardwoods	0.0	\$0.00	0.0	\$0.00	3,974.3	\$9.28	0.0	\$0.00	0.0	\$0.00	
Balsam Fir	0.0	\$0.00	753.0	\$19.52	0.0	\$0.00	0.0	\$0.00	0.0	\$0.00	
Spruce Species	0.0	\$0.00	0.0	\$0.00	1,203.0	\$12.88	0.0	\$0.00	0.0	\$0.00	
Tamarack	0.0	\$0.00	0.0	\$0.00	1,823.0	\$6.03	0.0	\$0.00	0.0	\$0.00	
White Cedar	0.0	\$0.00	0.0	\$0.00	0.0	\$0.00	0.0	\$0.00	0.0	\$0.00	
Jack Pine	0.0	\$0.00	0.0	\$0.00	0.0	\$0.00	0.0	\$0.00	0.0	\$0.00	
Red & White Pine	0.0	\$0.00	1,708.0	\$24.83	0.0	\$0.00	0.0	\$0.00	0.0	\$0.00	
Maple	0.0	\$0.00	0.0	\$0.00	4,744.9	\$9.21	0.0	\$0.00	0.0	\$0.00	
Mixed Spp-Bio	0.0	\$0.00	0.0	\$0.00	0.0	\$0.00	0.0	\$0.00	0.0	\$0.00	
<b>Aitkin Co.</b>	<b>All Species</b>	<b>0.0</b>	<b>\$0.00</b>	<b>9,843.3</b>	<b>\$19.14</b>	<b>38,146.3</b>	<b>\$18.69</b>	<b>0.0</b>	<b>\$0.00</b>	<b>0.0</b>	<b>\$0.00</b>

<b>Agency Name: Becker Co.</b>		<b>Reporting Period: 01/09 to 12/09</b>				<b>Reporting Basis: Appraisal</b>					
<u>Species Name</u>	<b>Sawtimber</b>		<b>Pulp and Bolts</b>		<b>Pulpwood</b>		<b>Fuelwood</b>		<b>Biomass</b>		
	<u>MBF</u>	<u>Avg Price</u>	<u>Cords</u>	<u>Avg Price</u>	<u>Cords</u>	<u>Avg Price</u>	<u>Cords</u>	<u>Avg Price</u>	<u>Tons</u>	<u>Avg Price</u>	
Aspen	0.0	\$0.00	0.0	\$0.00	7,808.0	\$21.63	0.0	\$0.00	0.0	\$0.00	
Balm of Gilead	0.0	\$0.00	0.0	\$0.00	65.0	\$14.03	0.0	\$0.00	0.0	\$0.00	
Birch Species	0.0	\$0.00		\$0.00	1,452.0	\$9.02	0.0	\$0.00	0.0	\$0.00	
Ash Species	0.0	\$0.00	0.0	\$0.00	0.0	\$0.00	0.0	\$0.00	0.0	\$0.00	
Elm Species	0.0	\$0.00	0.0	\$0.00	0.0	\$0.00	0.0	\$0.00	0.0	\$0.00	
Oak Species	0.0	\$0.00	0.0	\$0.00	765.0	\$12.09	0.0	\$0.00	0.0	\$0.00	
Basswood	0.0	\$0.00	0.0	\$0.00	127.0	\$6.78	0.0	\$0.00	0.0	\$0.00	
Other Hardwoods	0.0	\$0.00	0.0	\$0.00	0.0	\$0.00	0.0	\$0.00	0.0	\$0.00	
Balsam Fir	0.0	\$0.00	0.0	\$0.00	265.0	\$12.02	0.0	\$0.00	0.0	\$0.00	
Spruce Species	0.0	\$0.00	0.0	\$0.00	270.0	\$17.00	0.0	\$0.00	0.0	\$0.00	
Tamarack	0.0	\$0.00	0.0	\$0.00	380.0	\$7.03	0.0	\$0.00	0.0	\$0.00	
White Cedar	0.0	\$0.00	0.0	\$0.00	0.0	\$0.00	0.0	\$0.00	0.0	\$0.00	
Jack Pine	0.0	\$0.00	595.0	\$17.65	0.0	\$0.00	0.0	\$0.00	0.0	\$0.00	
Red & White Pine	0.0	\$0.00	75.0	\$22.15	0.0	\$0.00	0.0	\$0.00	0.0	\$0.00	
Maple	0.0	\$0.00	0.0	\$0.00	155.0	\$7.61	0.0	\$0.00	0.0	\$0.00	
<b>Becker Co.</b>	<b>All Species</b>	<b>0.0</b>	<b>\$0.00</b>	<b>670.0</b>	<b>\$18.15</b>	<b>11,287.0</b>	<b>\$18.13</b>	<b>0.0</b>	<b>\$0.00</b>	<b>0.0</b>	<b>\$0.00</b>

<b>Agency Name: Beltrami Co.</b>		<b>Reporting Period: 01/09 to 12/09</b>				<b>Reporting Basis: Appraisal</b>					
<u>Species Name</u>	<u>Sawtimber</u>		<u>Pulp and Bolts</u>		<u>Pulpwood</u>		<u>Fuelwood</u>		<u>Biomass</u>		
	<u>MBF</u>	<u>Avg Price</u>	<u>Cords</u>	<u>Avg Price</u>	<u>Cords</u>	<u>Avg Price</u>	<u>Cords</u>	<u>Avg Price</u>	<u>Tons</u>	<u>Avg Price</u>	
Aspen	0.0	\$0.00	0.0	\$0.00	21,332.6	\$25.65	0.0	\$0.00	260.0	\$1.00	
Balm of Gilead	0.0	\$0.00	0.0	\$0.00	1,373.0	\$21.45	0.0	\$0.00	0.0	\$0.00	
Birch Species	0.0	\$0.00	0.0	\$0.00	2,600.0	\$10.60	0.0	\$0.00	0.0	\$0.00	
Ash Species	0.0	\$0.00	0.0	\$0.00	309.0	\$10.11	0.0	\$0.00	0.0	\$0.00	
Elm Species	0.0	\$0.00	0.0	\$0.00	0.0	\$0.00	0.0	\$0.00	0.0	\$0.00	
Oak Species	0.0	\$0.00	0.0	\$0.00	252.0	\$9.23	0.0	\$0.00	0.0	\$0.00	
Basswood	0.0	\$0.00	365.0	\$8.93	392.0	\$6.96	0.0	\$0.00	0.0	\$0.00	
Other Hardwoods	0.0	\$0.00	0.0	\$0.00	835.7	\$12.94	0.0	\$0.00	0.0	\$0.00	
Balsam Fir	0.0	\$0.00	0.0	\$0.00	2,532.7	\$20.08	0.0	\$0.00	0.0	\$0.00	
Spruce Species	0.0	\$0.00	0.0	\$0.00	1,001.9	\$16.92	0.0	\$0.00	0.0	\$0.00	
Tamarack	0.0	\$0.00	0.0	\$0.00	951.3	\$12.83	0.0	\$0.00	0.0	\$0.00	
White Cedar	0.0	\$0.00	0.0	\$0.00	0.0	\$0.00	0.0	\$0.00	0.0	\$0.00	
Jack Pine	0.0	\$0.00	4,220.0	\$30.86	0.0	\$0.00	0.0	\$0.00	0.0	\$0.00	
Red & White Pine	603.4	\$140.19	397.0	\$45.90	442.9	\$5.01	0.0	\$0.00	0.0	\$0.00	
Maple	0.0	\$0.00	0.0	\$0.00	641.0	\$8.97	0.0	\$0.00	0.0	\$0.00	
Mixed Sp- Bio	0.0	\$0.00	0.0	\$0.00	0.0	\$0.00	0.0	\$0.00	0.0	\$0.00	
<b>Beltrami Co.</b>	<b>All Species</b>	<b>603.4</b>	<b>\$140.19</b>	<b>4,982.0</b>	<b>\$30.45</b>	<b>32,664.1</b>	<b>\$21.77</b>	<b>0.0</b>	<b>\$0.00</b>	<b>260.0</b>	<b>\$1.00</b>

<b>Agency Name: Carlton Co.</b>		<b>Reporting Period: 01/09 to 12/09</b>				<b>Reporting Basis: Appraisal</b>					
<u>Species Name</u>	<u>Sawtimber</u>		<u>Pulp and Bolts</u>		<u>Pulpwood</u>		<u>Fuelwood</u>		<u>Biomass</u>		
	<u>MBF</u>	<u>Avg Price</u>	<u>Cords</u>	<u>Avg Price</u>	<u>Cords</u>	<u>Avg Price</u>	<u>Cords</u>	<u>Avg Price</u>	<u>Tons</u>	<u>Avg Price</u>	
Aspen	0.0	\$0.00	0.0	\$0.00	6,544.0	\$27.22	0.0	\$0.00	0.0	\$0.00	
Balm of Gilead	0.0	\$0.00	0.0	\$0.00	10.0	\$12.60	0.0	\$0.00	0.0	\$0.00	
Birch Species	0.0	\$0.00	0.0	\$0.00	1,830.0	\$13.33	0.0	\$0.00	0.0	\$0.00	
Ash Species	0.0	\$0.00	0.0	\$0.00	1,564.0	\$9.27	0.0	\$0.00	0.0	\$0.00	
Elm Species	0.0	\$0.00	0.0	\$0.00	0.0	\$0.00	0.0	\$0.00	0.0	\$0.00	
Oak Species	0.0	\$0.00	0.0	\$0.00	0.0	\$0.00	0.0	\$0.00	0.0	\$0.00	
Basswood	0.0	\$0.00	0.0	\$0.00	180.0	\$8.18	0.0	\$0.00	0.0	\$0.00	
Other Hardwoods	0.0	\$0.00	0.0	\$0.00	46.0	\$10.07	0.0	\$0.00	0.0	\$0.00	
Balsam Fir	0.0	\$0.00	0.0	\$0.00	424.0	\$16.58	0.0	\$0.00	0.0	\$0.00	
Spruce Species	0.0	\$0.00	0.0	\$0.00	0.0	\$0.00	0.0	\$0.00	0.0	\$0.00	
Tamarack	0.0	\$0.00	0.0	\$0.00	1,248.0	\$7.00	0.0	\$0.00	0.0	\$0.00	
White Cedar	0.0	\$0.00	0.0	\$0.00	0.0	\$0.00	0.0	\$0.00	0.0	\$0.00	
Jack Pine	0.0	\$0.00	0.0	\$0.00	0.0	\$0.00	0.0	\$0.00	0.0	\$0.00	
Red & White Pine	394.0	\$38.05	320.0	\$36.75	230.0	\$5.71	0.0	\$0.00	0.0	\$0.00	
Maple	0.0	\$0.00	0.0	\$0.00	600.0	\$11.08	0.0	\$0.00	0.0	\$0.00	
Mixed Sp- Bio	0.0	\$0.00	0.0	\$0.00	0.0	\$0.00	0.0	\$0.00	3,802.0	\$1.50	
<b>Carlton Co.</b>	<b>All Species</b>	<b>394.0</b>	<b>\$38.05</b>	<b>320.0</b>	<b>\$36.75</b>	<b>12,676.0</b>	<b>\$19.15</b>	<b>0.0</b>	<b>\$0.00</b>	<b>3,802.0</b>	<b>\$1.50</b>

Agency Name: Cass Co.		Reporting Period: 01/09 to 12/09				Reporting Basis: Appraisal					
Species Name	Sawtimber		Pulp and Bolts		Pulpwood		Fuelwood		Biomass		
	MBF	Avg Price	Cords	Avg Price	Cords	Avg Price	Cords	Avg Price	Tons	Avg Price	
Aspen	0.0	\$0.00	0.0	\$0.00	48,522.0	\$23.87	0.0	\$0.00	0.0	\$0.00	
Balm of Gilead	0.0	\$0.00	0.0	\$0.00	181.0	\$12.93	0.0	\$0.00	0.0	\$0.00	
Birch Species	0.0	\$0.00	12,390.0	\$15.08	0.0	\$0.00	0.0	\$0.00	0.0	\$0.00	
Ash Species	0.0	\$0.00	260.0	\$13.67	0.0	\$0.00	0.0	\$0.00	0.0	\$0.00	
Elm Species	0.0	\$0.00	0.0	\$0.00	0.0	\$0.00	0.0	\$0.00	0.0	\$0.00	
Oak Species	0.0	\$0.00	0.0	\$0.00	7,693.0	\$20.92	0.0	\$0.00	0.0	\$0.00	
Basswood	0.0	\$0.00	0.0	\$0.00	3,260.0	\$12.48	0.0	\$0.00	0.0	\$0.00	
Other Hardwoods	0.0	\$0.00	0.0	\$0.00	0.0	\$0.00	0.0	\$0.00	0.0	\$0.00	
Balsam Fir	0.0	\$0.00	0.0	\$0.00	1,830.5	\$16.82	0.0	\$0.00	0.0	\$0.00	
Spruce Species	0.0	\$0.00	0.0	\$0.00	660.0	\$20.37	0.0	\$0.00	0.0	\$0.00	
Tamarack	0.0	\$0.00	0.0	\$0.00	23.0	\$2.00	0.0	\$0.00	0.0	\$0.00	
White Cedar	0.0	\$0.00	0.0	\$0.00	0.0	\$0.00	0.0	\$0.00	0.0	\$0.00	
Jack Pine	0.0	\$0.00	5,767.0	\$33.41	0.0	\$0.00	0.0	\$0.00	0.0	\$0.00	
Red & White Pine	157.2	\$167.91	1,165.0	\$26.87	759.0	\$17.42	0.0	\$0.00	0.0	\$0.00	
Maple	0.0	\$0.00	0.0	\$0.00	5,037.0	\$12.17	942.0	\$2.52	0.0	\$0.00	
Mixed Spp-Bio	0.0	\$0.00	0.0	\$0.00	0.0	\$0.00	0.0	\$0.00	0.0	\$0.00	
<b>Cass Co.</b>	<b>All Species</b>	<b>157.2</b>	<b>\$167.91</b>	<b>19,582.0</b>	<b>\$21.16</b>	<b>67,965.5</b>	<b>\$21.79</b>	<b>942.0</b>	<b>\$2.52</b>	<b>0.0</b>	<b>\$0.00</b>

Agency Name: Clearwater Co.		Reporting Period: 01/09 to 12/09				Reporting Basis: Appraisal					
Species Name	Sawtimber		Pulp and Bolts		Pulpwood		Fuelwood		Biomass		
	MBF	Avg Price	Cords	Avg Price	Cords	Avg Price	Cords	Avg Price	Tons	Avg Price	
Aspen	0.0	\$0.00	0.0	\$0.00	14,927.0	\$24.45	0.0	\$0.00	260.0	\$2.00	
Balm of Gilead	0.0	\$0.00	0.0	\$0.00	0.0	\$0.00	0.0	\$0.00	0.0	\$0.00	
Birch Species	0.0	\$0.00	0.0	\$0.00	1,563.0	\$7.57	0.0	\$0.00	0.0	\$0.00	
Ash Species	0.0	\$0.00	0.0	\$0.00	90.0	\$8.21	0.0	\$0.00	0.0	\$0.00	
Elm Species	0.0	\$0.00	0.0	\$0.00	0.0	\$0.00	0.0	\$0.00	0.0	\$0.00	
Oak Species	85.6	\$26.93	0.0	\$0.00	2,987.0	\$8.28	0.0	\$0.00	0.0	\$0.00	
Basswood	0.0	\$0.00	0.0	\$0.00	2,998.0	\$2.00	194.0	\$8.13	0.0	\$0.00	
Other Hardwoods	0.0	\$0.00	0.0	\$0.00	0.0	\$0.00	0.0	\$0.00	0.0	\$0.00	
Balsam Fir	0.0	\$0.00	0.0	\$0.00	473.0	\$16.85	0.0	\$0.00	0.0	\$0.00	
Spruce Species	1.8	\$53.33	0.0	\$0.00	242.0	\$15.14	0.0	\$0.00	0.0	\$0.00	
Tamarack	0.0	\$0.00	0.0	\$0.00	0.0	\$0.00	0.0	\$0.00	0.0	\$0.00	
White Cedar	0.0	\$0.00	0.0	\$0.00	0.0	\$0.00	0.0	\$0.00	0.0	\$0.00	
Jack Pine	0.0	\$0.00	0.0	\$0.00	659.0	\$15.38	0.0	\$0.00	0.0	\$0.00	
Red & White Pine	32.1	\$60.31	0.0	\$0.00	330.0	\$14.61	0.0	\$0.00	0.0	\$0.00	
Maple	0.0	\$0.00	0.0	\$0.00	1,944.0	\$7.34	0.0	\$0.00	0.0	\$0.00	
Mixed Spp-Bio	0.0	\$0.00	0.0	\$0.00	0.0	\$0.00	0.0	\$0.00	0.0	\$0.00	
<b>Clearwater Co.</b>	<b>All Species</b>	<b>119.5</b>	<b>\$36.29</b>	<b>0.0</b>	<b>\$0.00</b>	<b>26,213.0</b>	<b>\$17.13</b>	<b>194.0</b>	<b>\$8.13</b>	<b>260.0</b>	<b>\$2.00</b>

Agency Name: Crow Wing Co.		Reporting Period: 01/09 to 12/09				Reporting Basis: Appraisal					
Species Name	Sawtimber		Pulp and Bolts		Pulpwood		Fuelwood		Biomass		
	MBF	Avg Price	Cords	Avg Price	Cords	Avg Price	Cords	Avg Price	Tons	Avg Price	
Aspen	0.0	\$0.00	0.0	\$0.00	16,220.0	\$22.81	0.0	\$0.00	0.0	\$0.00	
Balm of Gilead	0.0	\$0.00	0.0	\$0.00	0.0	\$0.00	0.0	\$0.00	0.0	\$0.00	
Birch Species	0.0	\$0.00	2,834.0	\$11.88	0.0	\$0.00	0.0	\$0.00	0.0	\$0.00	
Ash Species	0.0	\$0.00	190.0	\$11.95	0.0	\$0.00	0.0	\$0.00	0.0	\$0.00	
Elm Species	0.0	\$0.00	0.0	\$0.00	0.0	\$0.00	0.0	\$0.00	0.0	\$0.00	
Oak Species	0.0	\$0.00	0.0	\$0.00	3,111.0	\$14.75	0.0	\$0.00	0.0	\$0.00	
Basswood	0.0	\$0.00	630.0	\$11.88	0.0	\$0.00	0.0	\$0.00	0.0	\$0.00	
Other Hardwoods	0.0	\$0.00	0.0	\$0.00	0.0	\$0.00	0.0	\$0.00	0.0	\$0.00	
Balsam Fir	0.0	\$0.00	0.0	\$0.00	0.0	\$0.00	0.0	\$0.00	0.0	\$0.00	
Spruce Species	0.0	\$0.00	0.0	\$0.00	0.0	\$0.00	0.0	\$0.00	0.0	\$0.00	
Tamarack	0.0	\$0.00	0.0	\$0.00	0.0	\$0.00	0.0	\$0.00	0.0	\$0.00	
White Cedar	0.0	\$0.00	0.0	\$0.00	0.0	\$0.00	0.0	\$0.00	0.0	\$0.00	
Jack Pine	0.0	\$0.00	658.0	\$27.64	0.0	\$0.00	0.0	\$0.00	0.0	\$0.00	
Red & White Pine	172.0	\$137.51	0.0	\$0.00	572.0	\$11.79	0.0	\$0.00	0.0	\$0.00	
Maple	0.0	\$0.00	0.0	\$0.00	2,267.0	\$8.33	0.0	\$0.00	0.0	\$0.00	
Mixed Spp-Bio	0.0	\$0.00	0.0	\$0.00	0.0	\$0.00	0.0	\$0.00	0.0	\$0.00	
<b>Crow Wing Co. All Species</b>	<b>172.0</b>	<b>\$137.51</b>	<b>4,312.0</b>	<b>\$14.29</b>	<b>22,170.0</b>	<b>\$19.91</b>	<b>0.0</b>	<b>\$0.00</b>	<b>0.0</b>	<b>\$0.00</b>	

Agency Name: Hubbard Co.		Reporting Period: 01/09 to 12/09				Reporting Basis: Scale Receipts					
Species Name	Sawtimber		Pulp and Bolts		Pulpwood		Fuelwood		Biomass		
	MBF	Avg Price	Cords	Avg Price	Cords	Avg Price	Cords	Avg Price	Tons	Avg Price	
Aspen	0.0	\$0.00	0.0	\$0.00	24,787.0	\$27.10	0.0	\$0.00	0.0	\$0.00	
Balm of Gilead	0.0	\$0.00	0.0	\$0.00	145.0	\$16.47	0.0	\$0.00	0.0	\$0.00	
Birch Species	0.0	\$0.00	837.0	\$11.20	3,580.0	\$10.54	0.0	\$0.00	0.0	\$0.00	
Ash Species	0.0	\$0.00	0.0	\$0.00	140.0	\$6.29	0.0	\$0.00	0.0	\$0.00	
Elm Species	0.0	\$0.00	0.0	\$0.00	0.0	\$0.00	0.0	\$0.00	0.0	\$0.00	
Oak Species	0.0	\$0.00	0.0	\$0.00	1,670.0	\$13.02	0.0	\$0.00	0.0	\$0.00	
Basswood	0.0	\$0.00	200.0	\$6.10	0.0	\$0.00	0.0	\$0.00	0.0	\$0.00	
Other Hardwoods	0.0	\$0.00	0.0	\$0.00	736.0	\$7.04	0.0	\$0.00	0.0	\$0.00	
Balsam Fir	0.0	\$0.00	1,743.0	\$23.67	5.0	\$0.00	0.0	\$0.00	0.0	\$0.00	
Spruce Species	31.5	\$118.38	728.0	\$24.06	0.0	\$0.00	0.0	\$0.00	0.0	\$0.00	
Tamarack	0.0	\$0.00	0.0	\$0.00	256.0	\$6.38	0.0	\$0.00	0.0	\$0.00	
White Cedar	0.0	\$0.00	0.0	\$0.00	0.0	\$0.00	0.0	\$0.00	0.0	\$0.00	
Jack Pine	0.0	\$0.00	4,533.0	\$31.84	90.0	\$11.00	1,038.0	\$2.00	0.0	\$0.00	
Red & White Pine	0.0	\$0.00	1,570.0	\$27.16	0.0	\$0.00	0.0	\$0.00	0.0	\$0.00	
Maple	0.0	\$0.00	0.0	\$0.00	75.0	\$6.00	0.0	\$0.00	0.0	\$0.00	
Mixed Spp-Bio	0.0	\$0.00	0.0	\$0.00	0.0	\$0.00	0.0	\$0.00	0.0	\$0.00	
<b>Hubbard Co. All Species</b>	<b>31.5</b>	<b>\$118.38</b>	<b>9,611.0</b>	<b>\$26.67</b>	<b>31,484.0</b>	<b>\$23.59</b>	<b>1,038.0</b>	<b>\$2.00</b>	<b>0.0</b>	<b>\$0.00</b>	

<b>Agency Name: Itasca Co.</b>		<b>Reporting Period: 01/09 to 12/09</b>				<b>Reporting Basis: Appraisal</b>					
<u>Species Name</u>	<u>Sawtimber</u>		<u>Pulp and Bolts</u>		<u>Pulpwood</u>		<u>Fuelwood</u>		<u>Biomass</u>		
	<u>MBF</u>	<u>Avg Price</u>	<u>Cords</u>	<u>Avg Price</u>	<u>Cords</u>	<u>Avg Price</u>	<u>Cords</u>	<u>Avg Price</u>	<u>Tons</u>	<u>Avg Price</u>	
Aspen	0.0	\$0.00	0.0	\$0.00	38,902.0	\$27.31	0.0	\$0.00	0.0	\$0.00	
Balm of Gilead	0.0	\$0.00	0.0	\$0.00	1,275.0	\$21.73	0.0	\$0.00	0.0	\$0.00	
Birch Species	0.0	\$0.00	0.0	\$0.00	8,046.0	\$11.64	0.0	\$0.00	0.0	\$0.00	
Ash Species	0.0	\$0.00	811.0	\$17.67	0.0	\$0.00	0.0	\$0.00	0.0	\$0.00	
Elm Species	0.0	\$0.00	0.0	\$0.00	0.0	\$0.00	0.0	\$0.00	0.0	\$0.00	
Oak Species	0.0	\$0.00	0.0	\$0.00	490.0	\$20.46	0.0	\$0.00	0.0	\$0.00	
Basswood	0.0	\$0.00	0.0	\$0.00	494.0	\$10.63	0.0	\$0.00	0.0	\$0.00	
Other Hardwoods	0.0	\$0.00	0.0	\$0.00	0.0	\$0.00	0.0	\$0.00	0.0	\$0.00	
Balsam Fir	0.0	\$0.00	7,702.0	\$24.85	0.0	\$0.00	0.0	\$0.00	0.0	\$0.00	
Spruce Species	0.0	\$0.00	12,275.0	\$25.18	0.0	\$0.00	0.0	\$0.00	0.0	\$0.00	
Tamarack	0.0	\$0.00	0.0	\$0.00	2,714.6	\$6.46	0.0	\$0.00	0.0	\$0.00	
White Cedar	0.0	\$0.00	0.0	\$0.00	0.0	\$0.00	0.0	\$0.00	0.0	\$0.00	
Jack Pine	0.0	\$0.00	4,846.0	\$33.68	0.0	\$0.00	0.0	\$0.00	0.0	\$0.00	
Red & White Pine	0.0	\$0.00	12,814.0	\$33.41	0.0	\$0.00	0.0	\$0.00	0.0	\$0.00	
Maple	0.0	\$0.00	0.0	\$0.00	3,422.0	\$8.48	0.0	\$0.00	0.0	\$0.00	
Mixed Spp-Bio	0.0	\$0.00	0.0	\$0.00	0.0	\$0.00	0.0	\$0.00	5,598.0	\$1.30	
<b>Itasca Co.</b>	<b>All Species</b>	<b>0.0</b>	<b>\$0.00</b>	<b>38,448.0</b>	<b>\$28.77</b>	<b>55,343.6</b>	<b>\$22.51</b>	<b>0.0</b>	<b>\$0.00</b>	<b>5,598.0</b>	<b>\$1.30</b>

<b>Agency Name: Koochiching Co.</b>		<b>Reporting Period: 01/09 to 12/09</b>				<b>Reporting Basis: Appraisal</b>					
<u>Species Name</u>	<u>Sawtimber</u>		<u>Pulp and Bolts</u>		<u>Pulpwood</u>		<u>Fuelwood</u>		<u>Biomass</u>		
	<u>MBF</u>	<u>Avg Price</u>	<u>Cords</u>	<u>Avg Price</u>	<u>Cords</u>	<u>Avg Price</u>	<u>Cords</u>	<u>Avg Price</u>	<u>Tons</u>	<u>Avg Price</u>	
Aspen	0.0	\$0.00	0.0	\$0.00	44,137.0	\$25.60	0.0	\$0.00	50.0	\$0.50	
Balm of Gilead	0.0	\$0.00	0.0	\$0.00	4,436.0	\$22.30	0.0	\$0.00	0.0	\$0.00	
Birch Species	0.0	\$0.00	0.0	\$0.00	2,830.0	\$5.63	30.0	\$2.00	240.0	\$0.50	
Ash Species	0.0	\$0.00	0.0	\$0.00	2,928.0	\$5.94	60.0	\$3.17	240.0	\$0.50	
Elm Species	0.0	\$0.00	0.0	\$0.00	0.0	\$0.00	0.0	\$0.00	0.0	\$0.00	
Oak Species	0.0	\$0.00	0.0	\$0.00	0.0	\$0.00	0.0	\$0.00	0.0	\$0.00	
Basswood	0.0	\$0.00	0.0	\$0.00	166.0	\$5.33	0.0	\$0.00	0.0	\$0.00	
Other Hardwoods	0.0	\$0.00	0.0	\$0.00	0.0	\$0.00	100.0	\$2.30	0.0	\$0.00	
Balsam Fir	0.0	\$0.00	0.0	\$0.00	8,901.0	\$15.21	0.0	\$0.00	0.0	\$0.00	
Spruce Species	0.0	\$0.00	0.0	\$0.00	10,733.0	\$17.29	0.0	\$0.00	0.0	\$0.00	
Tamarack	0.0	\$0.00	0.0	\$0.00	2,960.0	\$5.47	0.0	\$0.00	0.0	\$0.00	
White Cedar	0.0	\$0.00	0.0	\$0.00	376.0	\$3.97	0.0	\$0.00	0.0	\$0.00	
Jack Pine	0.0	\$0.00	1,533.0	\$28.88	0.0	\$0.00	0.0	\$0.00	0.0	\$0.00	
Red & White Pine	0.0	\$0.00	1,246.0	\$20.26	0.0	\$0.00	0.0	\$0.00	0.0	\$0.00	
Maple	0.0	\$0.00	0.0	\$0.00	0.0	\$0.00	0.0	\$0.00	0.0	\$0.00	
Mixed Spp-Bio	0.0	\$0.00	0.0	\$0.00	0.0	\$0.00	0.0	\$0.00	0.0	\$0.00	
<b>Koochiching Co.</b>	<b>All Species</b>	<b>0.0</b>	<b>\$0.00</b>	<b>2,779.0</b>	<b>\$25.01</b>	<b>77,467.0</b>	<b>\$20.68</b>	<b>190.0</b>	<b>\$2.53</b>	<b>530.0</b>	<b>\$0.50</b>



Agency Name: Lake Co.		Reporting Period: 01/09 to 12/09				Reporting Basis: Appraisal					
Species Name	Sawtimber		Pulp and Bolts		Pulpwood		Fuelwood		Biomass		
	MBF	Avg Price	Cords	Avg Price	Cords	Avg Price	Cords	Avg Price	Tons	Avg Price	
Aspen	0.0	\$0.00	0.0	\$0.00	14,262.0	\$14.26	0.0	\$0.00	0.0	\$0.00	
Balm of Gilead	0.0	\$0.00	0.0	\$0.00	373.0	\$11.30	0.0	\$0.00	0.0	\$0.00	
Birch Species	0.0	\$0.00	4,862.0	\$11.58	642.0	\$8.28	0.0	\$0.00	0.0	\$0.00	
Ash Species	0.0	\$0.00	4,029.0	\$7.14	331.0	\$5.95	0.0	\$0.00	0.0	\$0.00	
Elm Species	0.0	\$0.00	0.0	\$0.00	0.0	\$0.00	0.0	\$0.00	0.0	\$0.00	
Oak Species	0.0	\$0.00	0.0	\$0.00	0.0	\$0.00	0.0	\$0.00	0.0	\$0.00	
Basswood	0.0	\$0.00	0.0	\$0.00	589.0	\$7.59	0.0	\$0.00	0.0	\$0.00	
Other Hardwoods	0.0	\$0.00	0.0	\$0.00	0.0	\$0.00	165.0	\$4.52	0.0	\$0.00	
Balsam Fir	0.0	\$0.00	130.0	\$19.41	2,194.0	\$11.17	0.0	\$0.00	0.0	\$0.00	
Spruce Species	0.0	\$0.00	1,331.0	\$17.06	653.0	\$14.66	0.0	\$0.00	0.0	\$0.00	
Tamarack	0.0	\$0.00	0.0	\$0.00	0.0	\$0.00	0.0	\$0.00	0.0	\$0.00	
White Cedar	0.0	\$0.00	86.0	\$11.65	0.0	\$0.00	0.0	\$0.00	0.0	\$0.00	
Jack Pine	0.0	\$0.00	0.0	\$0.00	0.0	\$0.00	0.0	\$0.00	0.0	\$0.00	
Red & White Pine	0.0	\$0.00	404.0	\$16.09	0.0	\$0.00	0.0	\$0.00	0.0	\$0.00	
Maple	0.0	\$0.00	0.0	\$0.00	5,973.0	\$8.73	0.0	\$0.00	0.0	\$0.00	
Mixed Spp-Bio	0.0	\$0.00	0.0	\$0.00	0.0	\$0.00	0.0	\$0.00	0.0	\$0.00	
<b>Lake Co.</b>	<b>All Species</b>	<b>0.0</b>	<b>\$0.00</b>	<b>10,842.0</b>	<b>\$10.87</b>	<b>25,017.0</b>	<b>\$12.21</b>	<b>165.0</b>	<b>\$4.52</b>	<b>0.0</b>	<b>\$0.00</b>

Agency Name: Pine Co.		Reporting Period: 01/09 to 12/09				Reporting Basis: Appraisal					
Species Name	Sawtimber		Pulp and Bolts		Pulpwood		Fuelwood		Biomass		
	MBF	Avg Price	Cords	Avg Price	Cords	Avg Price	Cords	Avg Price	Tons	Avg Price	
Aspen	0.0	\$0.00	0.0	\$0.00	2,515.0	\$36.79	0.0	\$0.00	0.0	\$0.00	
Balm of Gilead	0.0	\$0.00	0.0	\$0.00	0.0	\$0.00	0.0	\$0.00	0.0	\$0.00	
Birch Species	0.0	\$0.00	414.0	\$18.24	0.0	\$0.00	0.0	\$0.00	0.0	\$0.00	
Ash Species	0.0	\$0.00	761.0	\$13.86	0.0	\$0.00	0.0	\$0.00	0.0	\$0.00	
Elm Species	0.0	\$0.00	0.0	\$0.00	0.0	\$0.00	0.0	\$0.00	0.0	\$0.00	
Oak Species	0.0	\$0.00	503.0	\$27.71	0.0	\$0.00	0.0	\$0.00	0.0	\$0.00	
Basswood	0.0	\$0.00	0.0	\$0.00	141.0	\$8.19	0.0	\$0.00	0.0	\$0.00	
Other Hardwoods	0.0	\$0.00	0.0	\$0.00	417.0	\$12.38	0.0	\$0.00	0.0	\$0.00	
Balsam Fir	0.0	\$0.00	0.0	\$0.00	213.0	\$18.69	0.0	\$0.00	0.0	\$0.00	
Spruce Species	0.0	\$0.00	0.0	\$0.00	0.0	\$0.00	0.0	\$0.00	0.0	\$0.00	
Tamarack	0.0	\$0.00	0.0	\$0.00	0.0	\$0.00	0.0	\$0.00	0.0	\$0.00	
White Cedar	0.0	\$0.00	0.0	\$0.00	0.0	\$0.00	0.0	\$0.00	0.0	\$0.00	
Jack Pine	0.0	\$0.00	50.0	\$27.76	0.0	\$0.00	0.0	\$0.00	0.0	\$0.00	
Red & White Pine	0.0	\$0.00	0.0	\$0.00	0.0	\$0.00	0.0	\$0.00	0.0	\$0.00	
Maple	0.0	\$0.00	617.0	\$16.59	0.0	\$0.00	0.0	\$0.00	0.0	\$0.00	
Mixed Spp-Bio	0.0	\$0.00	0.0	\$0.00	0.0	\$0.00	0.0	\$0.00	0.0	\$0.00	
<b>Pine Co.</b>	<b>All Species</b>	<b>0.0</b>	<b>\$0.00</b>	<b>2,345.0</b>	<b>\$18.62</b>	<b>3,286.0</b>	<b>\$31.29</b>	<b>0.0</b>	<b>\$0.00</b>	<b>0.0</b>	<b>\$0.00</b>

Agency Name: **St. Louis Co.**

Reporting Period: **01/09 to 12/09**

Reporting Basis: **Appraisal**

<u>Species Name</u>	<u>Sawtimber</u>		<u>Pulp and Bolts</u>		<u>Pulpwood</u>		<u>Fuelwood</u>		<u>Biomass</u>		
	<u>MBF</u>	<u>Avg Price</u>	<u>Cords</u>	<u>Avg Price</u>	<u>Cords</u>	<u>Avg Price</u>	<u>Cords</u>	<u>Avg Price</u>	<u>Tons</u>	<u>Avg Price</u>	
Aspen	0.0	\$0.00	0.0	\$0.00	91,632.0	\$26.21	0.0	\$0.00	0.0	\$0.00	
Balm of Gilead	0.0	\$0.00	0.0	\$0.00	2,663.0	\$29.36	0.0	\$0.00	0.0	\$0.00	
Birch Species	0.0	\$0.00	0.0	\$0.00	29,351.0	\$10.26	0.0	\$0.00	0.0	\$0.00	
Ash Species	0.0	\$0.00	0.0	\$0.00	7,882.0	\$11.51	0.0	\$0.00	0.0	\$0.00	
Elm Species	0.0	\$0.00	0.0	\$0.00	0.0	\$0.00	0.0	\$0.00	0.0	\$0.00	
Oak Species	0.0	\$0.00	0.0	\$0.00	0.0	\$0.00	0.0	\$0.00	521.0	\$1.16	
Basswood	0.0	\$0.00	0.0	\$0.00	956.0	\$8.92	0.0	\$0.00	0.0	\$0.00	
Other Hardwoods	0.0	\$0.00	0.0	\$0.00	0.0	\$0.00	0.0	\$0.00	0.0	\$0.00	
Balsam Fir	0.0	\$0.00	0.0	\$0.00	18,893.0	\$16.41	0.0	\$0.00	0.0	\$0.00	
Spruce Species	0.0	\$0.00	0.0	\$0.00	22,791.0	\$23.84	0.0	\$0.00	0.0	\$0.00	
Tamarack	0.0	\$0.00	0.0	\$0.00	8,962.0	\$6.63	0.0	\$0.00	0.0	\$0.00	
White Cedar	0.0	\$0.00	0.0	\$0.00	0.0	\$0.00	0.0	\$0.00	0.0	\$0.00	
Jack Pine	0.0	\$0.00	4,563.0	\$23.78	0.0	\$0.00	0.0	\$0.00	0.0	\$0.00	
Red & White Pine	0.0	\$0.00	5,381.0	\$27.24	0.0	\$0.00	0.0	\$0.00	0.0	\$0.00	
Maple	0.0	\$0.00	0.0	\$0.00	15,247.0	\$6.98	0.0	\$0.00	0.0	\$0.00	
Mixed Spp-Bio	0.0	\$0.00	0.0	\$0.00	0.0	\$0.00	0.0	\$0.00	0.0	\$0.00	
<b>St. Louis Co.</b>	<b>All Species</b>	<b>0.0</b>	<b>\$0.00</b>	<b>9,944.0</b>	<b>\$25.65</b>	<b>198,377.0</b>	<b>\$19.66</b>	<b>0.0</b>	<b>\$0.00</b>	<b>521.0</b>	<b>\$1.16</b>

**FEDERAL AGENCIES**

<b>Agency Name: USDI - BIA</b>		<b>Reporting Period: 10/08 to 09/09</b>				<b>Reporting Basis: Appraisal</b>					
<u>Species Name</u>	<u>Sawtimber</u>		<u>Pulp and Bolts</u>		<u>Pulpwood</u>		<u>Fuelwood</u>		<u>Biomass</u>		
	<u>MBF</u>	<u>Avg Price</u>	<u>Cords</u>	<u>Avg Price</u>	<u>Cords</u>	<u>Avg Price</u>	<u>Cords</u>	<u>Avg Price</u>	<u>Tons</u>	<u>Avg Price</u>	
Aspen	0.0	\$0.00	0.0	\$0.00	36,310.4	\$18.65	0.0	\$0.00	0.0	\$0.00	
Balm of Gilead	0.0	\$0.00	0.0	\$0.00	856.8	\$9.04	0.0	\$0.00	0.0	\$0.00	
Birch Species	195.0	\$9.00	0.0	\$0.00	1,417.8	\$7.61	0.0	\$0.00	0.0	\$0.00	
Ash Species	0.0	\$0.00	11.1	\$28.02	234.9	\$6.17	0.0	\$0.00	0.0	\$0.00	
Elm Species	0.0	\$0.00	0.0	\$0.00	0.0	\$0.00	0.0	\$0.00	0.0	\$0.00	
Oak Species	3.2	\$89.06	0.0	\$0.00	221.4	\$5.01	102.0	\$5.01	0.0	\$0.00	
Basswood	0.0	\$0.00	0.0	\$0.00	27.4	\$5.00	0.0	\$0.00	0.0	\$0.00	
Other Hardwoods	0.0	\$0.00	0.0	\$0.00	892.4	\$3.23	19.0	\$4.72	0.0	\$0.00	
Balsam Fir	14.5	\$16.00	0.0	\$0.00	904.2	\$12.45	0.0	\$0.00	0.0	\$0.00	
Spruce Species	10.8	\$18.06	642.2	\$16.15	3,236.6	\$13.13	0.0	\$0.00	2,775.0	\$0.20	
Tamarack	0.0	\$0.00	0.0	\$0.00	2,366.5	\$3.41	0.0	\$0.00	0.0	\$0.00	
White Cedar	0.0	\$0.00	0.0	\$0.00	39.5	\$4.51	0.0	\$0.00	0.0	\$0.00	
Jack Pine	62.4	\$141.96	315.3	\$27.24	1,835.5	\$22.65	15.0	\$10.00	0.0	\$0.00	
Red & White Pine	58.0	\$101.29	677.8	\$31.41	2,837.3	\$23.46	0.0	\$0.00	0.0	\$0.00	
Maple	30.8	\$8.99	0.0	\$0.00	642.1	\$4.83	0.0	\$0.00	0.0	\$0.00	
Mixed Spp-Bio	0.0	\$0.00	0.0	\$0.00	0.0	\$0.00	0.0	\$0.00	0.0	\$0.00	
<b>USDI - BIA</b>	<b>All Species</b>	<b>374.7</b>	<b>\$46.64</b>	<b>1,646.4</b>	<b>\$24.63</b>	<b>51,822.8</b>	<b>\$16.88</b>	<b>136.0</b>	<b>\$5.52</b>	<b>2,775.0</b>	<b>\$0.20</b>

<b>Agency Name: Chippewa N.F.</b>		<b>Reporting Period: 10/08 to 09/09</b>				<b>Reporting Basis: Appraisal</b>					
<u>Species Name</u>	<u>Sawtimber</u>		<u>Pulp and Bolts</u>		<u>Pulpwood</u>		<u>Fuelwood</u>		<u>Biomass</u>		
	<u>MBF</u>	<u>Avg Price</u>	<u>Cords</u>	<u>Avg Price</u>	<u>Cords</u>	<u>Avg Price</u>	<u>Cords</u>	<u>Avg Price</u>	<u>Tons</u>	<u>Avg Price</u>	
Aspen	0.0	\$0.00	0.0	\$0.00	48,146.5	\$22.24	0.0	\$0.00	0.0	\$0.00	
Balm of Gilead	0.0	\$0.00	0.0	\$0.00	0.0	\$0.00	0.0	\$0.00	0.0	\$0.00	
Birch Species	0.0	\$0.00	0.0	\$0.00	0.0	\$0.00	0.0	\$0.00	0.0	\$0.00	
Ash Species	0.0	\$0.00	0.0	\$0.00	0.0	\$0.00	0.0	\$0.00	0.0	\$0.00	
Elm Species	0.0	\$0.00	0.0	\$0.00	0.0	\$0.00	0.0	\$0.00	0.0	\$0.00	
Oak Species	0.0	\$0.00	0.0	\$0.00	0.0	\$0.00	0.0	\$0.00	0.0	\$0.00	
Basswood	0.0	\$0.00	0.0	\$0.00	0.0	\$0.00	0.0	\$0.00	0.0	\$0.00	
Other Hardwoods	1,039.0	\$37.05	0.0	\$0.00	7,591.1	\$11.97	0.0	\$0.00	360.0	\$0.25	
Balsam Fir	75.2	\$66.50	0.0	\$0.00	0.0	\$0.00	0.0	\$0.00	0.0	\$0.00	
Spruce Species	0.0	\$0.00	53.0	\$35.38	204.4	\$21.98	0.0	\$0.00	0.0	\$0.00	
Tamarack	0.0	\$0.00	0.0	\$0.00	770.3	\$11.95	0.0	\$0.00	0.0	\$0.00	
White Cedar	0.0	\$0.00	0.0	\$0.00	0.0	\$0.00	0.0	\$0.00	0.0	\$0.00	
Jack Pine	272.0	\$97.98	0.0	\$0.00	0.0	\$0.00	0.0	\$0.00	0.0	\$0.00	
Red & White Pine	528.5	\$109.23	4,417.5	\$29.76	0.0	\$0.00	0.0	\$0.00	360.0	\$0.25	
Maple	0.0	\$0.00	0.0	\$0.00	0.0	\$0.00	0.0	\$0.00	0.0	\$0.00	
Mixed Spp-Bio	0.0	\$0.00	0.0	\$0.00	0.0	\$0.00	0.0	\$0.00	0.0	\$0.00	
<b>Chippewa N.F.</b>	<b>All Species</b>	<b>1,914.7</b>	<b>\$66.79</b>	<b>4,470.5</b>	<b>\$29.83</b>	<b>56,712.3</b>	<b>\$20.72</b>	<b>0.0</b>	<b>\$0.00</b>	<b>720.0</b>	<b>\$0.25</b>

Agency Name: Superior N.F.		Reporting Period: 10/08 to 09/09				Reporting Basis: Appraisal					
Species Name	Sawtimber		Pulp and Bolts		Pulpwood		Fuelwood		Biomass		
	MBF	Avg Price	Cords	Avg Price	Cords	Avg Price	Cords	Avg Price	Tons	Avg Price	
Aspen	0.0	\$0.00	0.0	\$0.00	26,213.0	\$18.10	0.0	\$0.00	0.0	\$0.00	
Balm of Gilead	0.0	\$0.00	0.0	\$0.00	0.0	\$0.00	0.0	\$0.00	0.0	\$0.00	
Birch Species	145.0	\$22.23	0.0	\$0.00	4,303.0	\$5.61	0.0	\$0.00	0.0	\$0.00	
Ash Species	0.0	\$0.00	0.0	\$0.00	0.0	\$0.00	0.0	\$0.00	0.0	\$0.00	
Elm Species	0.0	\$0.00	0.0	\$0.00	0.0	\$0.00	0.0	\$0.00	0.0	\$0.00	
Oak Species	0.0	\$0.00	0.0	\$0.00	0.0	\$0.00	0.0	\$0.00	0.0	\$0.00	
Basswood	0.0	\$0.00	0.0	\$0.00	0.0	\$0.00	0.0	\$0.00	0.0	\$0.00	
Other Hardwoods	0.0	\$0.00	0.0	\$0.00	0.0	\$0.00	0.0	\$0.00	0.0	\$0.00	
Balsam Fir	0.0	\$0.00	0.0	\$0.00	3,933.0	\$8.53	0.0	\$0.00	0.0	\$0.00	
Spruce Species	0.0	\$0.00	1,508.0	\$22.06	6,705.0	\$11.59	0.0	\$0.00	0.0	\$0.00	
Tamarack	0.0	\$0.00	0.0	\$0.00	0.0	\$0.00	0.0	\$0.00	0.0	\$0.00	
White Cedar	0.0	\$0.00	0.0	\$0.00	0.0	\$0.00	0.0	\$0.00	0.0	\$0.00	
Jack Pine	0.0	\$0.00	12,098.0	\$8.36	9,379.0	\$5.64	0.0	\$0.00	0.0	\$0.00	
Red & White Pine	0.0	\$0.00	84.0	\$17.60	0.0	\$0.00	0.0	\$0.00	0.0	\$0.00	
Maple	0.0	\$0.00	0.0	\$0.00	1,271.0	\$4.67	0.0	\$0.00	0.0	\$0.00	
Mixed Spp-Bio	0.0	\$0.00	0.0	\$0.00	0.0	\$0.00	0.0	\$0.00	0.0	\$0.00	
<b>Superior N.F.</b>	<b>All Species</b>	<b>145.0</b>	<b>\$22.23</b>	<b>13,690.0</b>	<b>\$9.93</b>	<b>51,804.0</b>	<b>\$12.91</b>	<b>0.0</b>	<b>\$0.00</b>	<b>0.0</b>	<b>\$0.00</b>

### MINNESOTA DEPARTMENT OF NATURAL RESOURCES

Agency Name: Mn DNR Forestry		Reporting Period: 01/09 to 12/09				Reporting Basis: Appraisal					
Species Name	Sawtimber		Pulp and Bolts		Pulpwood		Fuelwood		Biomass		
	MBF	Avg Price	Cords	Avg Price	Cords	Avg Price	Cords	Avg Price	Tons	Avg Price	
Aspen	66.1	\$51.11	0.0	\$0.00	365,000.8	\$22.16	30.0	\$2.67	0.0	\$0.00	
Balm of Gilead	0.0	\$0.00	0.0	\$0.00	2,846.0	\$15.59	0.0	\$0.00	0.0	\$0.00	
Birch Species	47.2	\$57.13	11,201.0	\$11.72	21,247.6	\$7.42	78.5	\$6.67	0.0	\$0.00	
Ash Species	32.0	\$51.89	1,990.0	\$10.39	4,974.0	\$6.09	47.9	\$4.48	0.0	\$0.00	
Elm Species	14.3	\$53.99	0.0	\$0.00	43.3	\$3.42	0.0	\$0.00	0.0	\$0.00	
Oak Species	1,283.5	\$204.99	12,672.0	\$19.82	8,095.2	\$13.76	697.0	\$5.44	0.0	\$0.00	
Basswood	194.5	\$66.24	0.0	\$0.00	6,395.2	\$8.64	45.0	\$3.00	0.0	\$0.00	
Other Hardwoods	70.9	\$47.46	0.0	\$0.00	48,885.9	\$12.16	0.0	\$0.00	0.0	\$0.00	
Balsam Fir	0.0	\$0.00	5,833.6	\$17.87	29,008.2	\$13.87	0.0	\$0.00	0.0	\$0.00	
Spruce Species	373.0	\$86.56	14,801.0	\$22.81	76,535.7	\$16.33	0.0	\$0.00	0.0	\$0.00	
Tamarack	0.0	\$0.00	0.0	\$0.00	74,815.7	\$4.56	599.0	\$4.37	0.0	\$0.00	
White Cedar	0.0	\$0.00	0.0	\$0.00	1,652.9	\$5.80	0.0	\$0.00	0.0	\$0.00	
Jack Pine	0.0	\$0.00	33,914.0	\$27.55	9,539.5	\$18.27	860.9	\$1.54	0.0	\$0.00	
Red & White Pine	2,209.5	\$104.57	48,780.5	\$28.87	14,436.5	\$15.45	52.7	\$1.53	0.0	\$0.00	
Maple	112.5	\$101.32	0.0	\$0.00	19,397.1	\$7.53	0.0	\$0.00	0.0	\$0.00	
Mixed Spp-Bio	0.0	\$0.00	0.0	\$0.00	0.0	\$0.00	0.0	\$0.00	79,597.0	\$0.84	
<b>Mn DNR</b>	<b>All Species</b>	<b>4,403.6</b>	<b>\$127.76</b>	<b>129,192.1</b>	<b>\$24.67</b>	<b>682,873.3</b>	<b>\$17.03</b>	<b>2,410.9</b>	<b>\$3.64</b>	<b>79,597.0</b>	<b>\$0.84</b>