



March 11, 2009

M
I
N
N
E
S
O
T
A

2008 Public Stumpage Price Review and Price Indexes

Highlights

In 2008, a total 1.85 million cords of pulpwood and bolts were sold by Minnesota's public agencies including 0.92 million cords of aspen.

Average stumpage prices received for all-species pulpwood & bolts dropped from \$23.13 per cord in 2007 to \$21.44 per cord in 2008, a year-to-year decrease of 7.3 percent.

The average stumpage price received for aspen cord products was \$26.56 per cord as compared to \$28 in 2007, a year-to-year decrease of 5.4 percent.

The average pine pulp & bolts stumpage price was \$28.76 per cord. Spruce pulp & bolts sold for an average \$26.82 per cord and balsam fir pulp & bolts sold for \$22.77 per cord.

Pine pulpwood sold for an average \$10 per cord. Spruce pulpwood sold for an average \$19.50 per cord and balsam fir pulpwood sold for an average \$16 per cord.

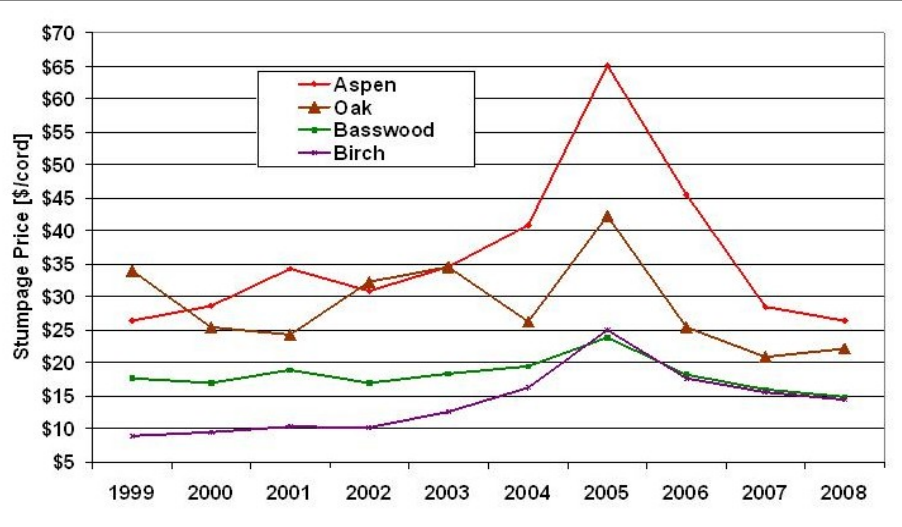


Figure 1. Public Hardwood Pulp & Bolt Stumpage Prices, 1999-2008.

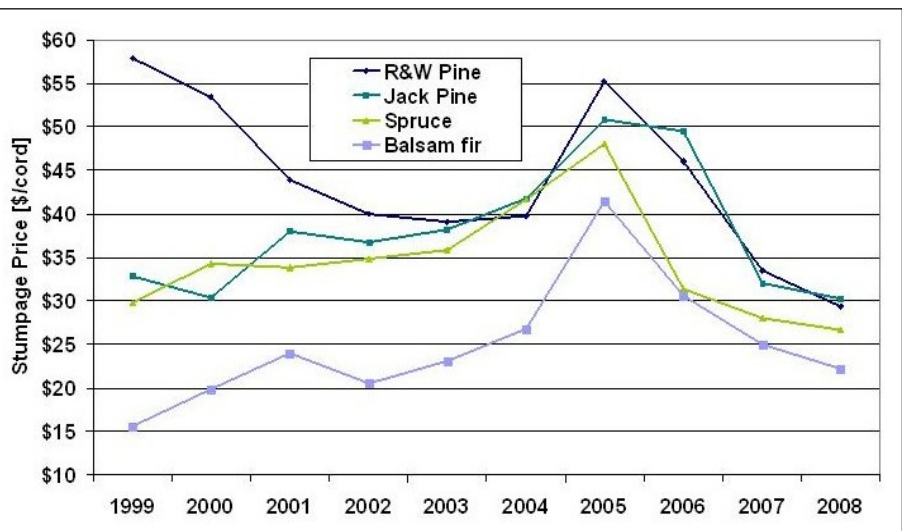


Figure 2. Public Softwood Pulp & Bolt Stumpage Prices, 1999-2008.

For information about the Minnesota Stumpage Price Review, contact: Don Deckard, State Forest Economist, Minnesota Department of Natural Resources, Division of Forestry, 500 Lafayette Road - Box 44, St. Paul, Minnesota 55155-4044; email: donald.deckard@dnr.state.mn.us; phone: (651) 259-5287.

In 2008, a total 19.2 MMBF of sawtimber was sold by Minnesota's public agencies as compared to 18.2 MMBF sold in 2007, an increase of 5.5 percent.

The 2008 all-species average sawtimber stumpage price was \$134.24 per MBF as compared to \$106.92 per MBF in 2007, a year-to-year increase of 25.5 percent. In comparison, the 2006 average was \$167.09 per MBF.

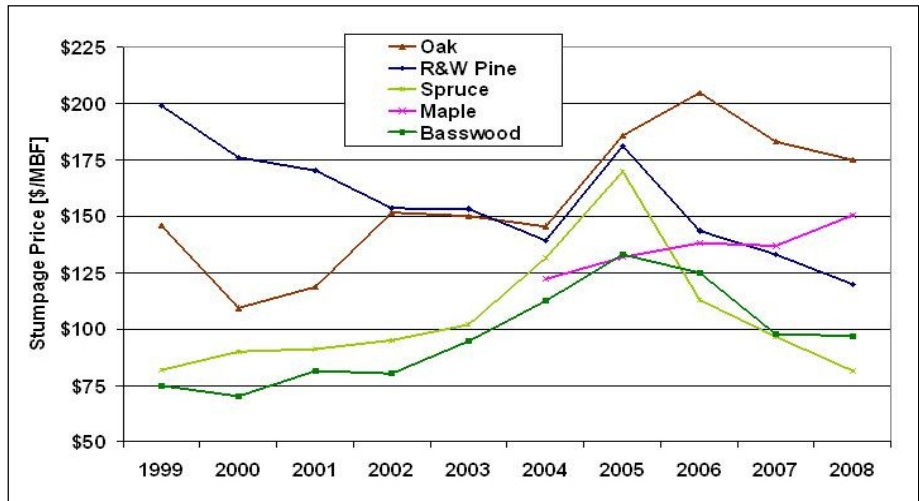


Figure 3. Public Sawtimber Stumpage Prices, 1999-2008.

Purpose and Methods

This report contains average stumpage prices received by all Minnesota public agencies in 2008 for the following product classifications: sawtimber, bolts, pulpwood, and fuelwood. Information presented may be useful for determining the total volume and value of stumpage sold and for comparing relative volumes and values of sawtimber and pulpwood sold during the reporting period by public agencies in Minnesota.

The various public agencies have different fiscal years. The reporting period for each agency is included as part of the agencies information. The fiscal year used by the counties is the same as the calendar year. Federal agencies (USFS and BIA) fiscal year runs from October 1 – September 30. The state's (Minnesota DNR) fiscal year runs from July 1 – June 30, but to make the data reported more consistent with the other agencies, the time period for the data included in the report is for CY2008. Some agencies report their data based on timber appraisal estimates from timber sales sold, while others report based on actual scale receipts from timber harvested and scaled. The reporting basis for each agency is included in the report.

DISCLAIMER: The reported timber sales data includes different products and units of measure. All volumes in MBF and cords and the associated values by product are reported as received from the various agencies. The reader should use caution when comparing the prices shown in this report with actual prices received or expected on any specific timber sale. Individual sale prices may vary significantly from the averages shown in this report because of variability in both economic and physical conditions.

Definitions

Average price: volume weighted (mean) calculated by multiplying the corresponding volume by price for each species/species group and product/product group.

Board foot: a piece of wood 1" thick by 12" long by 12" wide.

Bolt: short length log, in the Lake States usually 100" in length with minimum 6" top diameter. Depending on species and quality, may be suitable for the production of dimensional lumber (2x4s), industrial grade lumber (pallets), for manufacturing turned forest products, or for peeling.

Cord: unit of cubic volume measure 4 feet wide, 4 feet high, and 8 feet long, or equivalent, containing 128 cubic feet of well stacked roundwood, including bark and air space.

MBF: one thousand board feet; for stumpage purposes, a unit of volume measured using log or tree scale.

MMBF: one million board feet; for stumpage purposes, a unit of volume measured using log or tree scale.

Pulpwood: stem suitable for fiber used for paper and oriented strand board (OSB) manufacturing.

Pulp & Bolts: stem containing the mixed products of pulpwood and bolts.

Sawtimber: stems containing logs suitable for production of graded boards and/or dimensional lumber.

Stumpage: the value of standing trees.

SUMMARY TABLE - ALL PUBLIC AGENCIES

Agency Name: All Public Agencies

Species Name	Sawtimber		Bolts		Pulpwood		Pulp and Bolts		Fuelwood	
	MBF	Avg Price	Cords	Avg Price	Cords	Avg Price	Cords	Avg Price	Cords	Avg Price
Aspen	55.2	\$43.64	0.0	\$0.00	886,582.6	\$26.14	34,327.0	\$37.63	0.0	\$0.00
Balm of Gilead	0.0	\$0.00	0.0	\$0.00	16,578.1	\$21.18	0.0	\$0.00	0.0	\$0.00
Birch Species	751.2	\$32.04	0.0	\$0.00	172,017.7	\$9.06	8,434.0	\$16.30	0.0	\$0.00
Ash Species	159.1	\$42.41	0.0	\$0.00	14,195.4	\$6.86	2,216.0	\$20.96	0.0	\$0.00
Elm Species	48.7	\$60.08	0.0	\$0.00	74.1	\$2.08	0.0	\$0.00	0.0	\$0.00
Oak Species	*3,400.9	*\$271.04	0.0	\$0.00	2,593.6	\$8.39	39,043.6	\$22.12	1,037.0	\$9.61
Basswood	353.9	\$97.33	0.0	\$0.00	19,107.5	\$7.41	3,373.0	\$16.87	0.0	\$0.00
Other Hardwoods	1,806.6	\$52.86	0.0	\$0.00	32,291.8	\$9.96	4,660.0	\$17.98	723.0	\$6.13
Balsam Fir	8.0	\$72.75	0.0	\$0.00	74,670.3	\$15.98	37,759.1	\$22.77	0.0	\$0.00
Spruce Species	493.3	\$81.57	0.0	\$0.00	54,655.9	\$18.69	50,097.6	\$26.82	0.0	\$0.00
Black Spruce	0.0	\$0.00	0.0	\$0.00	64,032.8	\$20.05	0.0	\$0.00	0.0	\$0.00
Tamarack	0.0	\$0.00	0.0	\$0.00	83,187.3	\$4.61	20.0	\$16.50	721.0	\$6.00
White Cedar	0.0	\$0.00	0.0	\$0.00	6,126.5	\$4.10	849.0	\$13.98	10.0	\$2.00
Jack Pine	386.0	\$109.95	0.0	\$0.00	9,551.0	\$9.87	70,662.7	\$30.28	768.0	\$2.17
Red & White Pine	11,639.9	\$119.51	0.0	\$0.00	1,595.0	\$11.99	87,173.9	\$27.51	0.0	\$0.00
Maple	129.5	\$150.62	0.0	\$0.00	66,992.5	\$8.86	2,242.0	\$17.59	0.0	\$0.00
All Agencies	All Species	19,232.3	\$134.24	0.0	1,504,251.9	\$20.13	340,857.9	\$27.21	3,259.0	\$6.26

*Includes 2.5 MMBF of MnDNR grade red oak sawtimber sold at an average \$303 per MBF; adjusted average oak species sawtimber price = \$176 per MBF (Figure 3).

MINNESOTA COUNTIES

Agency Name: Aitkin Co.

Reporting Period: 01/08 to 12/08

Reporting Appraisal Reports

Species Name	Sawtimber		Bolts		Pulpwood		Pulp and Bolts		Fuelwood		
	MBF	Avg Price	Cords	Avg Price	Cords	Avg Price	Cords	Avg Price	Cords	Avg Price	
Aspen	0.0	\$0.00	0.0	\$0.00	33,207.0	\$25.91	0.0	\$0.00	0.0	\$0.00	
Balm of Gilead	0.0	\$0.00	0.0	\$0.00	5.0	\$21.00	0.0	\$0.00	0.0	\$0.00	
Birch Species	0.0	\$0.00	0.0	\$0.00	5,299.0	\$11.41	0.0	\$0.00	0.0	\$0.00	
Ash Species	0.0	\$0.00	0.0	\$0.00	940.0	\$11.46	0.0	\$0.00	0.0	\$0.00	
Oak Species	0.0	\$0.00	0.0	\$0.00	0.0	\$0.00	2,935.0	\$23.05	0.0	\$0.00	
Basswood	0.0	\$0.00	0.0	\$0.00	1,780.0	\$13.05	0.0	\$0.00	0.0	\$0.00	
Other Hardwoods	0.0	\$0.00	0.0	\$0.00	1,947.0	\$8.98	0.0	\$0.00	0.0	\$0.00	
Balsam Fir	0.0	\$0.00	0.0	\$0.00	0.0	\$0.00	2,590.0	\$27.60	0.0	\$0.00	
Spruce Species	0.0	\$0.00	0.0	\$0.00	0.0	\$0.00	438.0	\$28.27	0.0	\$0.00	
Black Spruce	0.0	\$0.00	0.0	\$0.00	4,365.0	\$16.62	0.0	\$0.00	0.0	\$0.00	
Tamarack	0.0	\$0.00	0.0	\$0.00	2,668.0	\$6.82	0.0	\$0.00	0.0	\$0.00	
Jack Pine	0.0	\$0.00	0.0	\$0.00	0.0	\$0.00	160.0	\$26.99	0.0	\$0.00	
Red & White Pine	0.0	\$0.00	0.0	\$0.00	282.0	\$19.85	3,336.0	\$28.54	0.0	\$0.00	
Maple	0.0	\$0.00	0.0	\$0.00	7,298.0	\$9.42	0.0	\$0.00	0.0	\$0.00	
Aitkin Co.	All Species	0.0	\$0.00	0.0	\$0.00	57,791.0	\$19.69	9,459.0	\$26.54	0.0	\$0.00

Agency Name: Becker Co.		Reporting Period: 01/08 to 12/08				Reporting		Scale Receipts			
Species Name	Sawtimber		Bolts		Pulpwood		Pulp and Bolts		Fuelwood		
	MBF	Avg Price	Cords	Avg Price	Cords	Avg Price	Cords	Avg Price	Cords	Avg Price	
Aspen	0.0	\$0.00	0.0	\$0.00	179.8	\$27.76	0.0	\$0.00	0.0	\$0.00	
Birch Species	0.0	\$0.00	0.0	\$0.00	0.0	\$0.00	51.0	\$26.09	0.0	\$0.00	
Oak Species	0.0	\$0.00	0.0	\$0.00	177.6	\$10.09	0.0	\$0.00	0.0	\$0.00	
Basswood	1.8	\$64.00	0.0	\$0.00	35.8	\$12.43	0.0	\$0.00	0.0	\$0.00	
Other Hardwoods	0.0	\$0.00	0.0	\$0.00	13.0	\$6.46	0.0	\$0.00	3.0	\$7.60	
Balsam Fir	0.0	\$0.00	0.0	\$0.00	0.0	\$0.00	252.2	\$34.63	0.0	\$0.00	
Spruce Species	0.0	\$0.00	0.0	\$0.00	0.0	\$0.00	36.6	\$35.47	0.0	\$0.00	
Jack Pine	0.0	\$0.00	0.0	\$0.00	0.0	\$0.00	48.0	\$25.85	0.0	\$0.00	
Maple	0.0	\$0.00	0.0	\$0.00	18.0	\$5.83	0.0	\$0.00	0.0	\$0.00	
Becker Co.	All Species	1.8	\$64.00	0.0	\$0.00	424.1	\$17.49	387.8	\$32.50	3.0	\$7.60

Agency Name: Beltrami Co.		Reporting Period: 01/08 to 12/08				Reporting		Appraisal Reports			
Species Name	Sawtimber		Bolts		Pulpwood		Pulp and Bolts		Fuelwood		
	MBF	Avg Price	Cords	Avg Price	Cords	Avg Price	Cords	Avg Price	Cords	Avg Price	
Aspen	0.0	\$0.00	0.0	\$0.00	25,151.6	\$31.78	0.0	\$0.00	0.0	\$0.00	
Balm of Gilead	0.0	\$0.00	0.0	\$0.00	1,532.0	\$27.99	0.0	\$0.00	0.0	\$0.00	
Birch Species	0.0	\$0.00	0.0	\$0.00	0.0	\$0.00	2,573.0	\$12.77	0.0	\$0.00	
Ash Species	0.0	\$0.00	0.0	\$0.00	177.0	\$8.90	0.0	\$0.00	0.0	\$0.00	
Oak Species	0.0	\$0.00	0.0	\$0.00	182.0	\$13.26	0.0	\$0.00	0.0	\$0.00	
Basswood	0.0	\$0.00	0.0	\$0.00	1,144.0	\$10.51	0.0	\$0.00	0.0	\$0.00	
Other Hardwoods	0.0	\$0.00	0.0	\$0.00	550.0	\$14.78	0.0	\$0.00	0.0	\$0.00	
Balsam Fir	0.0	\$0.00	0.0	\$0.00	0.0	\$0.00	3,350.9	\$26.21	0.0	\$0.00	
Spruce Species	0.0	\$0.00	0.0	\$0.00	674.0	\$18.84	0.0	\$0.00	0.0	\$0.00	
Tamarack	0.0	\$0.00	0.0	\$0.00	215.0	\$13.36	0.0	\$0.00	0.0	\$0.00	
Jack Pine	0.0	\$0.00	0.0	\$0.00	0.0	\$0.00	2,788.0	\$39.23	0.0	\$0.00	
Red & White Pine	0.0	\$0.00	0.0	\$0.00	0.0	\$0.00	1,486.3	\$37.92	0.0	\$0.00	
Maple	0.0	\$0.00	0.0	\$0.00	747.0	\$10.70	0.0	\$0.00	0.0	\$0.00	
Beltrami Co.	All Species	0.0	\$0.00	0.0	\$0.00	30,372.6	\$29.30	10,198.2	\$28.08	0.0	\$0.00

Agency Name: Carlton Co.		Reporting Period: 01/08 to 12/08				Reporting		Scale Receipts			
Species Name	Sawtimber		Bolts		Pulpwood		Pulp and Bolts		Fuelwood		
	MBF	Avg Price	Cords	Avg Price	Cords	Avg Price	Cords	Avg Price	Cords	Avg Price	
Aspen	0.0	\$0.00	0.0	\$0.00	0.0	\$0.00	7,983.0	\$35.87	0.0	\$0.00	
Birch	0.0	\$0.00	0.0	\$0.00	0.0	\$0.00	2,056.0	\$16.86	0.0	\$0.00	
Ash	0.0	\$0.00	0.0	\$0.00	0.0	\$0.00	268.0	\$13.78	0.0	\$0.00	
Basswood	0.0	\$0.00	0.0	\$0.00	0.0	\$0.00	1,037.0	\$15.94	0.0	\$0.00	
Other Hardwoods	0.0	\$0.00	0.0	\$0.00	0.0	\$0.00	10.0	\$13.40	0.0	\$0.00	
Balsam Fir	0.0	\$0.00	0.0	\$0.00	0.0	\$0.00	1,037.0	\$15.94	0.0	\$0.00	
Spruce Species	0.0	\$0.00	0.0	\$0.00	0.0	\$0.00	123.0	\$37.29	0.0	\$0.00	
Tamarac k	0.0	\$0.00	0.0	\$0.00	0.0	\$0.00	20.0	\$16.50	0.0	\$0.00	
Red & White Pine	0.0	\$0.00	0.0	\$0.00	0.0	\$0.00	1,043.0	\$40.19	0.0	\$0.00	
Maple	0.0	\$0.00	0.0	\$0.00	0.0	\$0.00	1,528.0	\$18.03	0.0	\$0.00	
Carlton Co.	All Species	0.0	\$0.00	0.0	\$0.00	0.0	\$0.00	15,105.0	\$28.62	0.0	\$0.00

Agency Name: Cass Co.		Reporting Period: 01/08 to 12/08				Reporting		Appraisal Reports			
Species Name	Sawtimber		Bolts		Pulpwood		Pulp and Bolts		Fuelwood		
	MBF	Avg Price	Cords	Avg Price	Cords	Avg Price	Cords	Avg Price	Cords	Avg Price	
Aspen	0.0	\$0.00	0.0	\$0.00	55,000.7	\$27.94	0.0	\$0.00	0.0	\$0.00	
Birch Species	0.0	\$0.00	0.0	\$0.00	44,655.4	\$5.56	0.0	\$0.00	0.0	\$0.00	
Ash Species	0.0	\$0.00	0.0	\$0.00	68.0	\$11.69	0.0	\$0.00	0.0	\$0.00	
Oak Species	0.0	\$0.00	0.0	\$0.00	0.0	\$0.00	8,172.0	\$23.24	0.0	\$0.00	
Basswood	0.0	\$0.00	0.0	\$0.00	0.0	\$0.00	1,964.0	\$17.86	0.0	\$0.00	
Balsam Fir	0.0	\$0.00	0.0	\$0.00	0.0	\$0.00	888.0	\$20.78	0.0	\$0.00	
Spruce Species	0.0	\$0.00	0.0	\$0.00	0.0	\$0.00	250.0	\$30.62	0.0	\$0.00	
Black Spruce	0.0	\$0.00	0.0	\$0.00	94.0	\$13.09	0.0	\$0.00	0.0	\$0.00	
Tamarack	0.0	\$0.00	0.0	\$0.00	630.0	\$4.92	0.0	\$0.00	0.0	\$0.00	
White Cedar	0.0	\$0.00	0.0	\$0.00	0.0	\$0.00	0.0	\$0.00	10.0	\$2.00	
Jack Pine	0.0	\$0.00	0.0	\$0.00	28.0	\$9.11	2,259.5	\$35.81	10.0	\$15.05	
Red & White Pine	163.4	\$187.30	0.0	\$0.00	703.0	\$11.83	78.1	\$29.83	0.0	\$0.00	
Maple	0.0	\$0.00	0.0	\$0.00	5,044.5	\$14.13	0.0	\$0.00	0.0	\$0.00	
Cass Co.	All Species	163.4	\$187.30	0.0	\$0.00	106,223.5	\$17.61	13,611.6	\$24.57	20.0	\$8.52

Agency Name: Clearwater Co.		Reporting Period: 01/08 to 12/08				Reporting		Appraisal Reports			
Species Name	Sawtimber		Bolts		Pulpwood		Pulp and Bolts		Fuelwood		
	MBF	Avg Price	Cords	Avg Price	Cords	Avg Price	Cords	Avg Price	Cords	Avg Price	
Aspen	0.0	\$0.00	0.0	\$0.00	17,028.0	\$31.00	0.0	\$0.00	0.0	\$0.00	
Birch Species	0.0	\$0.00	0.0	\$0.00	1,605.5	\$8.17	0.0	\$0.00	0.0	\$0.00	
Ash Species	0.0	\$0.00	0.0	\$0.00	67.0	\$8.00	0.0	\$0.00	0.0	\$0.00	
Oak Species	77.0	\$85.00	0.0	\$0.00	1,971.0	\$7.72	0.0	\$0.00	0.0	\$0.00	
Basswood	37.4	\$84.99	0.0	\$0.00	2,105.0	\$2.10	0.0	\$0.00	0.0	\$0.00	
Other Hardwoods	0.0	\$0.00	0.0	\$0.00	0.0	\$0.00	0.0	\$0.00	421.0	\$4.86	
Balsam Fir	0.0	\$0.00	0.0	\$0.00	0.0	\$0.00	952.0	\$20.93	0.0	\$0.00	
Spruce Species	6.3	\$39.00	0.0	\$0.00	309.5	\$17.63	0.0	\$0.00	0.0	\$0.00	
Jack Pine	16.0	\$79.00	0.0	\$0.00	0.0	\$0.00	1,187.0	\$22.63	193.0	\$2.00	
Red & White Pine	30.2	\$78.99	0.0	\$0.00	0.0	\$0.00	574.5	\$16.99	0.0	\$0.00	
Maple	0.0	\$0.00	0.0	\$0.00	1,020.0	\$8.02	0.0	\$0.00	0.0	\$0.00	
Clearwater Co.	All Species	166.8	\$81.61	0.0	\$0.00	24,106.0	\$23.85	2,713.5	\$20.84	614.0	\$3.96

Agency Name: Crow Wing Co.		Reporting Period: 01/08 to 12/08				Reporting		Appraisal Reports			
Species Name	Sawtimber		Bolts		Pulpwood		Pulp and Bolts		Fuelwood		
	MBF	Avg Price	Cords	Avg Price	Cords	Avg Price	Cords	Avg Price	Cords	Avg Price	
Aspen	0.0	\$0.00	0.0	\$0.00	14,823.0	\$24.25	0.0	\$0.00	0.0	\$0.00	
Birch Species	0.0	\$0.00	0.0	\$0.00	0.0	\$0.00	3,161.0	\$18.21	0.0	\$0.00	
Oak Species	0.0	\$0.00	0.0	\$0.00	0.0	\$0.00	2,353.0	\$17.32	0.0	\$0.00	
Basswood	0.0	\$0.00	0.0	\$0.00	0.0	\$0.00	231.0	\$14.60	0.0	\$0.00	
Other Hardwoods	0.0	\$0.00	0.0	\$0.00	0.0	\$0.00	0.0	\$0.00	15.0	\$7.33	
Balsam Fir	0.0	\$0.00	0.0	\$0.00	0.0	\$0.00	330.0	\$24.64	0.0	\$0.00	
Spruce Species	0.0	\$0.00	0.0	\$0.00	54.0	\$21.24	0.0	\$0.00	0.0	\$0.00	
Tamarack	0.0	\$0.00	0.0	\$0.00	0.0	\$0.00	0.0	\$0.00	721.0	\$6.00	
Jack Pine	0.0	\$0.00	0.0	\$0.00	0.0	\$0.00	335.0	\$33.35	0.0	\$0.00	
Red & White Pine	427.6	\$124.97	0.0	\$0.00	241.0	\$6.26	283.0	\$29.30	0.0	\$0.00	
Maple	0.0	\$0.00	0.0	\$0.00	1,005.0	\$10.67	0.0	\$0.00	0.0	\$0.00	
Crow Wing Co.	All Species	427.6	\$124.97	0.0	\$0.00	16,123.0	\$23.12	6,693.0	\$19.32	736.0	\$6.03

Agency Name: Hubbard Co.		Reporting Period: 01/08 to 12/08				Reporting		Scale Receipts			
Species Name	Sawtimber		Bolts		Pulpwood		Pulp and Bolts		Fuelwood		
	MBF	Avg Price	Cords	Avg Price	Cords	Avg Price	Cords	Avg Price	Cords	Avg Price	
Aspen	0.0	\$0.00	0.0	\$0.00	1,885.0	\$33.54	18,822.0	\$34.57	0.0	\$0.00	
Balm of Gilead	0.0	\$0.00	0.0	\$0.00	225.0	\$16.44	0.0	\$0.00	0.0	\$0.00	
Birch Species	0.0	\$0.00	0.0	\$0.00	2,074.0	\$11.48	0.0	\$0.00	0.0	\$0.00	
Ash Species	0.0	\$0.00	0.0	\$0.00	50.0	\$11.24	0.0	\$0.00	0.0	\$0.00	
Oak Species	0.0	\$0.00	0.0	\$0.00	116.0	\$13.48	430.0	\$15.53	0.0	\$0.00	
Basswood	0.0	\$0.00	0.0	\$0.00	290.0	\$10.38	40.0	\$9.80	0.0	\$0.00	
Other Hardwoods	0.0	\$0.00	0.0	\$0.00	335.0	\$7.16	0.0	\$0.00	0.0	\$0.00	
Balsam Fir	0.0	\$0.00	0.0	\$0.00	0.0	\$0.00	981.0	\$24.42	0.0	\$0.00	
Spruce Species	0.0	\$0.00	0.0	\$0.00	0.0	\$0.00	632.0	\$25.85	0.0	\$0.00	
Tamarack	0.0	\$0.00	0.0	\$0.00	570.0	\$9.84	0.0	\$0.00	0.0	\$0.00	
Jack Pine	0.0	\$0.00	0.0	\$0.00	0.0	\$0.00	5,135.0	\$34.38	565.0	\$2.00	
Red & White Pine	69.5	\$150.09	0.0	\$0.00	6.0	\$11.67	2,035.0	\$26.07	0.0	\$0.00	
Maple	0.0	\$0.00	0.0	\$0.00	0.0	\$0.00	80.0	\$11.74	0.0	\$0.00	
Hubbard Co.	All Species	69.5	\$150.09	0.0	\$0.00	5,551.0	\$18.73	28,155.0	\$32.98	565.0	\$2.00

Agency Name: Itasca Co.		Reporting Period: 01/08 to 12/08				Reporting		Other Basis			
Species Name	Sawtimber		Bolts		Pulpwood		Pulp and Bolts		Fuelwood		
	MBF	Avg Price	Cords	Avg Price	Cords	Avg Price	Cords	Avg Price	Cords	Avg Price	
Aspen	0.0	\$0.00	0.0	\$0.00	55,362.0	\$28.55	0.0	\$0.00	0.0	\$0.00	
Balm of Gilead	0.0	\$0.00	0.0	\$0.00	1,570.0	\$21.87	0.0	\$0.00	0.0	\$0.00	
Birch Species	0.0	\$0.00	0.0	\$0.00	9,105.1	\$10.61	0.0	\$0.00	0.0	\$0.00	
Ash Species	0.0	\$0.00	0.0	\$0.00	0.0	\$0.00	1,822.0	\$22.55	0.0	\$0.00	
Oak Species	0.0	\$0.00	0.0	\$0.00	0.0	\$0.00	863.0	\$17.26	0.0	\$0.00	
Basswood	0.0	\$0.00	0.0	\$0.00	977.0	\$11.52	0.0	\$0.00	0.0	\$0.00	
Balsam Fir	0.0	\$0.00	0.0	\$0.00	0.0	\$0.00	9,004.0	\$27.24	0.0	\$0.00	
Spruce Species	0.0	\$0.00	0.0	\$0.00	0.0	\$0.00	6,928.0	\$29.71	0.0	\$0.00	
Tamarack	0.0	\$0.00	0.0	\$0.00	401.0	\$6.13	0.0	\$0.00	0.0	\$0.00	
Jack Pine	0.0	\$0.00	0.0	\$0.00	0.0	\$0.00	4,224.0	\$46.60	0.0	\$0.00	
Red & White Pine	4,093.0	\$98.91	0.0	\$0.00	0.0	\$0.00	0.0	\$0.00	0.0	\$0.00	
Maple	0.0	\$0.00	0.0	\$0.00	3,344.0	\$8.51	0.0	\$0.00	0.0	\$0.00	
Itasca Co.	All Species	4,093.0	\$98.91	0.0	\$0.00	70,759.1	\$24.79	22,841.0	\$30.82	0.0	\$0.00

Agency Name: Koochiching Co.		Reporting Period: 01/08 to 12/08				Reporting		Appraisal Reports			
Species Name	Sawtimber		Bolts		Pulpwood		Pulp and Bolts		Fuelwood		
	MBF	Avg Price	Cords	Avg Price	Cords	Avg Price	Cords	Avg Price	Cords	Avg Price	
Aspen	0.0	\$0.00	0.0	\$0.00	43,749.0	\$29.40	0.0	\$0.00	0.0	\$0.00	
Balm of Gilead	0.0	\$0.00	0.0	\$0.00	3,677.0	\$24.77	0.0	\$0.00	0.0	\$0.00	
Birch Species	0.0	\$0.00	0.0	\$0.00	2,784.0	\$6.87	0.0	\$0.00	0.0	\$0.00	
Ash Species	0.0	\$0.00	0.0	\$0.00	1,844.0	\$6.35	0.0	\$0.00	0.0	\$0.00	
Basswood	0.0	\$0.00	0.0	\$0.00	89.0	\$6.02	0.0	\$0.00	0.0	\$0.00	
Other Hardwoods	0.0	\$0.00	0.0	\$0.00	178.0	\$4.83	0.0	\$0.00	0.0	\$0.00	
Balsam Fir	0.0	\$0.00	0.0	\$0.00	6,920.0	\$17.00	0.0	\$0.00	0.0	\$0.00	
Spruce Species	0.0	\$0.00	0.0	\$0.00	0.0	\$0.00	9,231.0	\$21.74	0.0	\$0.00	
Tamarack	0.0	\$0.00	0.0	\$0.00	2,307.0	\$7.26	0.0	\$0.00	0.0	\$0.00	
White Cedar	0.0	\$0.00	0.0	\$0.00	313.0	\$5.76	0.0	\$0.00	0.0	\$0.00	
Jack Pine	0.0	\$0.00	0.0	\$0.00	0.0	\$0.00	1,597.0	\$39.44	0.0	\$0.00	
Red & White Pine	0.0	\$0.00	0.0	\$0.00	0.0	\$0.00	738.0	\$28.18	0.0	\$0.00	
Maple	0.0	\$0.00	0.0	\$0.00	306.0	\$8.02	0.0	\$0.00	0.0	\$0.00	
Koochiching Co.	All Species	0.0	\$0.00	0.0	\$0.00	62,167.0	\$24.90	11,566.0	\$24.60	0.0	\$0.00

Agency Name: Lake Co.		Reporting Period: 01/08 to 12/08				Reporting		Appraisal Reports			
Species Name	Sawtimber		Bolts		Pulpwood		Pulp and Bolts		Fuelwood		
	MBF	Avg Price	Cords	Avg Price	Cords	Avg Price	Cords	Avg Price	Cords	Avg Price	
Aspen	0.0	\$0.00	0.0	\$0.00	5,586.0	\$23.08	0.0	\$0.00	0.0	\$0.00	
Balm of Gilead	0.0	\$0.00	0.0	\$0.00	824.0	\$10.12	0.0	\$0.00	0.0	\$0.00	
Birch Species	0.0	\$0.00	0.0	\$0.00	8,817.0	\$12.43	0.0	\$0.00	0.0	\$0.00	
Ash Species	0.0	\$0.00	0.0	\$0.00	1,350.0	\$9.03	0.0	\$0.00	0.0	\$0.00	
Basswood	0.0	\$0.00	0.0	\$0.00	566.0	\$9.27	0.0	\$0.00	0.0	\$0.00	
Other Hardwoods	0.0	\$0.00	0.0	\$0.00	1,094.0	\$8.52	0.0	\$0.00	0.0	\$0.00	
Balsam Fir	0.0	\$0.00	0.0	\$0.00	2,785.0	\$15.36	0.0	\$0.00	0.0	\$0.00	
Spruce Species	0.0	\$0.00	0.0	\$0.00	0.0	\$0.00	1,904.0	\$26.07	0.0	\$0.00	
Tamarack	0.0	\$0.00	0.0	\$0.00	49.0	\$6.94	0.0	\$0.00	0.0	\$0.00	
White Cedar	0.0	\$0.00	0.0	\$0.00	240.0	\$15.05	0.0	\$0.00	0.0	\$0.00	
Jack Pine	0.0	\$0.00	0.0	\$0.00	22.0	\$10.00	0.0	\$0.00	0.0	\$0.00	
Red & White Pine	0.0	\$0.00	0.0	\$0.00	363.0	\$10.00	0.0	\$0.00	0.0	\$0.00	
Maple	0.0	\$0.00	0.0	\$0.00	4,027.0	\$10.82	0.0	\$0.00	0.0	\$0.00	
Lake Co.	All Species	0.0	\$0.00	0.0	\$0.00	25,723.0	\$14.30	1,904.0	\$26.07	0.0	\$0.00

Agency Name: Pine Co.		Reporting Period: 01/08 to 12/08				Reporting		Appraisal Reports			
Species Name	Sawtimber		Bolts		Pulpwood		Pulp and Bolts		Fuelwood		
	MBF	Avg Price	Cords	Avg Price	Cords	Avg Price	Cords	Avg Price	Cords	Avg Price	
Aspen	0.0	\$0.00	0.0	\$0.00	0.0	\$0.00	7,522.0	\$47.16	0.0	\$0.00	
Birch Species	0.0	\$0.00	0.0	\$0.00	0.0	\$0.00	573.0	\$18.75	0.0	\$0.00	
Ash Species	0.0	\$0.00	0.0	\$0.00	0.0	\$0.00	126.0	\$13.33	0.0	\$0.00	
Oak Species	0.0	\$0.00	0.0	\$0.00	0.0	\$0.00	725.0	\$31.36	0.0	\$0.00	
Basswood	0.0	\$0.00	0.0	\$0.00	0.0	\$0.00	101.0	\$15.23	0.0	\$0.00	
Other Hardwoods	0.0	\$0.00	0.0	\$0.00	316.0	\$11.83	0.0	\$0.00	0.0	\$0.00	
Maple	0.0	\$0.00	0.0	\$0.00	0.0	\$0.00	634.0	\$17.26	0.0	\$0.00	
Pine Co.	All Species	0.0	\$0.00	0.0	\$0.00	316.0	\$11.83	9,681.0	\$41.56	0.0	\$0.00

Agency Name: St. Louis Co.		Reporting Period: 01/08 to 12/08				Reporting		Appraisal Reports			
Species Name	Sawtimber		Bolts		Pulpwood		Pulp and Bolts		Fuelwood		
	MBF	Avg Price	Cords	Avg Price	Cords	Avg Price	Cords	Avg Price	Cords	Avg Price	
Aspen	0.0	\$0.00	0.0	\$0.00	91,080.0	\$29.32	0.0	\$0.00	0.0	\$0.00	
Balm of Gilead	0.0	\$0.00	0.0	\$0.00	1,914.0	\$26.10	0.0	\$0.00	0.0	\$0.00	
Birch Species	0.0	\$0.00	0.0	\$0.00	24,443.0	\$11.38	0.0	\$0.00	0.0	\$0.00	
Ash Species	0.0	\$0.00	0.0	\$0.00	2,692.0	\$5.56	0.0	\$0.00	0.0	\$0.00	
Oak Species	0.0	\$0.00	0.0	\$0.00	147.0	\$5.31	0.0	\$0.00	0.0	\$0.00	
Basswood	0.0	\$0.00	0.0	\$0.00	2,810.0	\$7.41	0.0	\$0.00	0.0	\$0.00	
Balsam Fir	0.0	\$0.00	0.0	\$0.00	0.0	\$0.00	16,800.0	\$19.09	0.0	\$0.00	
Spruce Species	0.0	\$0.00	0.0	\$0.00	0.0	\$0.00	23,825.0	\$28.01	0.0	\$0.00	
Tamarack	0.0	\$0.00	0.0	\$0.00	3,475.0	\$6.36	0.0	\$0.00	0.0	\$0.00	
Jack Pine	0.0	\$0.00	0.0	\$0.00	0.0	\$0.00	4,150.0	\$24.18	0.0	\$0.00	
Red & White Pine	0.0	\$0.00	0.0	\$0.00	0.0	\$0.00	7,542.0	\$36.50	0.0	\$0.00	
Maple	0.0	\$0.00	0.0	\$0.00	16,648.0	\$8.69	0.0	\$0.00	0.0	\$0.00	
St. Louis Co.	All Species	0.0	\$0.00	0.0	\$0.00	143,209.0	\$22.36	52,317.0	\$26.07	0.0	\$0.00

MINNESOTA FEDERAL AGENCIES

Agency Name: USDI - BIA		Reporting Period: 10/07 to 09/08				Reporting		Scale Receipts			
Species Name	Sawtimber		Bolts		Pulpwood		Pulp and Bolts		Fuelwood		
	MBF	Avg Price	Cords	Avg Price	Cords	Avg Price	Cords	Avg Price	Cords	Avg Price	
Aspen	0.0	\$0.00	0.0	\$0.00	40,991.0	\$21.31	0.0	\$0.00	0.0	\$0.00	
Balm of Gilead	0.0	\$0.00	0.0	\$0.00	928.0	\$23.85	0.0	\$0.00	0.0	\$0.00	
Birch Species	0.0	\$0.00	0.0	\$0.00	2,932.0	\$10.14	0.0	\$0.00	0.0	\$0.00	
Ash Species	0.0	\$0.00	0.0	\$0.00	616.0	\$11.94	0.0	\$0.00	0.0	\$0.00	
Oak Species	0.0	\$0.00	0.0	\$0.00	0.0	\$0.00	0.0	\$0.00	422.0	\$4.21	
Basswood	0.0	\$0.00	0.0	\$0.00	201.0	\$6.60	0.0	\$0.00	0.0	\$0.00	
Other Hardwoods	0.0	\$0.00	0.0	\$0.00	1,373.0	\$3.45	0.0	\$0.00	0.0	\$0.00	
Balsam Fir	0.0	\$0.00	0.0	\$0.00	2,558.0	\$13.30	0.0	\$0.00	0.0	\$0.00	
Spruce Species	0.0	\$0.00	0.0	\$0.00	0.0	\$0.00	2,552.0	\$26.18	0.0	\$0.00	
Tamarack	0.0	\$0.00	0.0	\$0.00	172.0	\$7.09	0.0	\$0.00	0.0	\$0.00	
White Cedar	0.0	\$0.00	0.0	\$0.00	0.0	\$0.00	849.0	\$13.98	0.0	\$0.00	
Jack Pine	0.0	\$0.00	0.0	\$0.00	0.0	\$0.00	2,334.0	\$16.35	0.0	\$0.00	
Red & White Pine	0.0	\$0.00	0.0	\$0.00	0.0	\$0.00	3,676.0	\$22.94	0.0	\$0.00	
Maple	0.0	\$0.00	0.0	\$0.00	395.0	\$7.40	0.0	\$0.00	0.0	\$0.00	
USDI - BIA	All Species	0.0	\$0.00	0.0	\$0.00	50,166.0	\$19.47	9,411.0	\$21.37	422.0	\$4.21

Agency Name: Chippewa N.F.		Reporting Period: 10/07 to 09/08				Reporting		Appraisal Reports			
Species Name	Sawtimber		Bolts		Pulpwood		Pulp and Bolts		Fuelwood		
	MBF	Avg Price	Cords	Avg Price	Cords	Avg Price	Cords	Avg Price	Cords	Avg Price	
Aspen	0.0	\$0.00	0.0	\$0.00	38,692.0	\$24.66	0.0	\$0.00	0.0	\$0.00	
Balm of Gilead	0.0	\$0.00	0.0	\$0.00	0.0	\$0.00	0.0	\$0.00	0.0	\$0.00	
Birch Species	0.0	\$0.00	0.0	\$0.00	0.0	\$0.00	20.0	\$15.55	0.0	\$0.00	
Other Hardwoods	1,489.0	\$45.95	0.0	\$0.00	0.0	\$0.00	4,650.0	\$17.99	0.0	\$0.00	
Balsam Fir	8.0	\$72.75	0.0	\$0.00	0.0	\$0.00	1,574.0	\$24.61	0.0	\$0.00	
Spruce Species	346.0	\$79.49	0.0	\$0.00	0.0	\$0.00	2,204.0	\$29.90	0.0	\$0.00	
Tamarack	0.0	\$0.00	0.0	\$0.00	526.0	\$5.35	0.0	\$0.00	0.0	\$0.00	
Jack Pine	370.0	\$111.29	0.0	\$0.00	0.0	\$0.00	0.0	\$0.00	0.0	\$0.00	
Red & White Pine	4,419.0	\$135.05	0.0	\$0.00	0.0	\$0.00	9,275.0	\$36.20	0.0	\$0.00	
Chippewa N.F.	All Species	6,632.0	\$110.74	0.0	\$0.00	39,218.0	\$24.40	17,723.0	\$29.59	0.0	\$0.00

Agency Name: Superior N.F.		Reporting Period: 10/07 to 09/08				Reporting		Appraisal Reports			
Species Name	Sawtimber		Bolts		Pulpwood		Pulp and Bolts		Fuelwood		
	MBF	Avg Price	Cords	Avg Price	Cords	Avg Price	Cords	Avg Price	Cords	Avg Price	
Aspen	0.0	\$0.00	0.0	\$0.00	41,735.0	\$19.15	0.0	\$0.00	0.0	\$0.00	
Birch Species	707.0	\$29.26	0.0	\$0.00	17,906.0	\$8.88	0.0	\$0.00	0.0	\$0.00	
Ash Species	0.0	\$0.00	0.0	\$0.00	29.0	\$9.93	0.0	\$0.00	0.0	\$0.00	
Other Hardwoods	0.0	\$0.00	0.0	\$0.00	0.0	\$0.00	0.0	\$0.00	284.0	\$7.92	
Balsam Fir	0.0	\$0.00	0.0	\$0.00	11,970.0	\$15.50	0.0	\$0.00	0.0	\$0.00	
Spruce Species	0.0	\$0.00	0.0	\$0.00	13,294.0	\$17.07	1,974.0	\$22.97	0.0	\$0.00	
Jack Pine	0.0	\$0.00	0.0	\$0.00	9,501.0	\$9.87	1,112.0	\$13.90	0.0	\$0.00	
Red & White Pine	0.0	\$0.00	0.0	\$0.00	0.0	\$0.00	2,056.0	\$22.95	0.0	\$0.00	
Maple	0.0	\$0.00	0.0	\$0.00	2,337.0	\$5.65	0.0	\$0.00	0.0	\$0.00	
Superior N.F.	All Species	707.0	\$29.26	0.0	\$0.00	96,772.0	\$15.27	5,142.0	\$21.00	284.0	\$7.92

MINNESOTA DNR - FORESTRY

Agency Name: Mn DNR Forestry		Reporting Period: 01/08 to 12/08						Reporting		Appraisal Reports	
Species Name	Sawtimber		Bolts		Pulpwood		Pulp and Bolts		Fuelwood		
	MBF	Avg Price	Cords	Avg Price	Cords	Avg Price	Cords	Avg Price	Cords	Avg Price	
Aspen	55.2	\$43.64	0.0	\$0.00	422,112.5	\$25.42	0.0	\$0.00	0.0	\$0.00	
Balm of Gilead	0.0	\$0.00	0.0	\$0.00	5,903.1	\$16.72	0.0	\$0.00	0.0	\$0.00	
Birch Species	44.2	\$76.59	0.0	\$0.00	52,396.7	\$9.93	0.0	\$0.00	0.0	\$0.00	
Ash Species	159.1	\$42.41	0.0	\$0.00	6,362.4	\$5.75	0.0	\$0.00	0.0	\$0.00	
Elm Species	48.7	\$60.08	0.0	\$0.00	74.1	\$2.08	0.0	\$0.00	0.0	\$0.00	
Oak Species	3,323.9	\$275.35	0.0	\$0.00	0.0	\$0.00	23,565.6	\$22.11	615.0	\$13.32	
Basswood	314.8	\$98.98	0.0	\$0.00	9,109.7	\$6.50	0.0	\$0.00	0.0	\$0.00	
Other Hardwoods	317.6	\$85.29	0.0	\$0.00	26,485.8	\$10.37	0.0	\$0.00	0.0	\$0.00	
Balsam Fir	0.0	\$0.00	0.0	\$0.00	50,437.3	\$16.12	0.0	\$0.00	0.0	\$0.00	
Spruce Species	141.0	\$88.54	0.0	\$0.00	40,324.4	\$19.23	0.0	\$0.00	0.0	\$0.00	
Black Spruce	0.0	\$0.00	0.0	\$0.00	59,573.8	\$20.31	0.0	\$0.00	0.0	\$0.00	
Tamarack	0.0	\$0.00	0.0	\$0.00	72,174.3	\$4.27	0.0	\$0.00	0.0	\$0.00	
White Cedar	0.0	\$0.00	0.0	\$0.00	5,573.5	\$3.54	0.0	\$0.00	0.0	\$0.00	
Jack Pine	0.0	\$0.00	0.0	\$0.00	0.0	\$0.00	45,333.3	\$29.02	0.0	\$0.00	
Red & White Pine	2,437.3	\$120.05	0.0	\$0.00	0.0	\$0.00	55,051.0	\$24.85	0.0	\$0.00	
Maple	129.5	\$150.62	0.0	\$0.00	24,803.0	\$7.72	0.0	\$0.00	0.0	\$0.00	
DNR Forestry	All Species	6,971.3	\$188.42	0.0	\$0.00	775,330.6	\$19.40	123,949.9	\$25.86	615.0	\$13.32



STATE OF
MINNESOTA
DEPARTMENT OF NATURAL RESOURCES
500 LAFAYETTE ROAD • ST. PAUL, MINNESOTA • 55155-4001

AN EQUAL OPPORTUNITY EMPLOYER

NA-00057-02



State of Minnesota
Department of Natural Resources
Division of Forestry

PUBLIC STUMPAGE



PRICE REVIEW

2008 EDITION

The Minnesota Public Stumpage Price Review is compiled by the Division of Forestry in cooperation with other public land management agencies in Minnesota. The continued cooperation received from the reporting agencies is greatly appreciated.