



2015 Minnesota Public Stumpage Price Review and Price Indices

April 15, 2016

Download at: <http://www.dnr.state.mn.us/forestry/timbersales/stumpage.html>

Highlights

- In 2015, all species and products stumpage sold by public agencies totaled 1.879 million cord equivalents with a bid value of \$54.634 million as compared to 2014 with 1.885 million cords sold with a bid value of \$48.453 million, a year-over-year volume decrease of 5,640 cord equivalents or 0.3 percent with a year-over-year value increase of \$6.181 million or 12.8 percent.
- In 2015, the average public stumpage price received for all-species woodsrun cord products increased to \$28.80 per cord from \$24.77 per cord in 2014, an increase of \$4.03 per cord or 16.3 percent. In 2015, the average public agency aspen stumpage price received was \$36.64 per cord compared to \$30.80 per cord in 2014, a price increase of \$5.84 per cord or 19 percent (Figure 1).

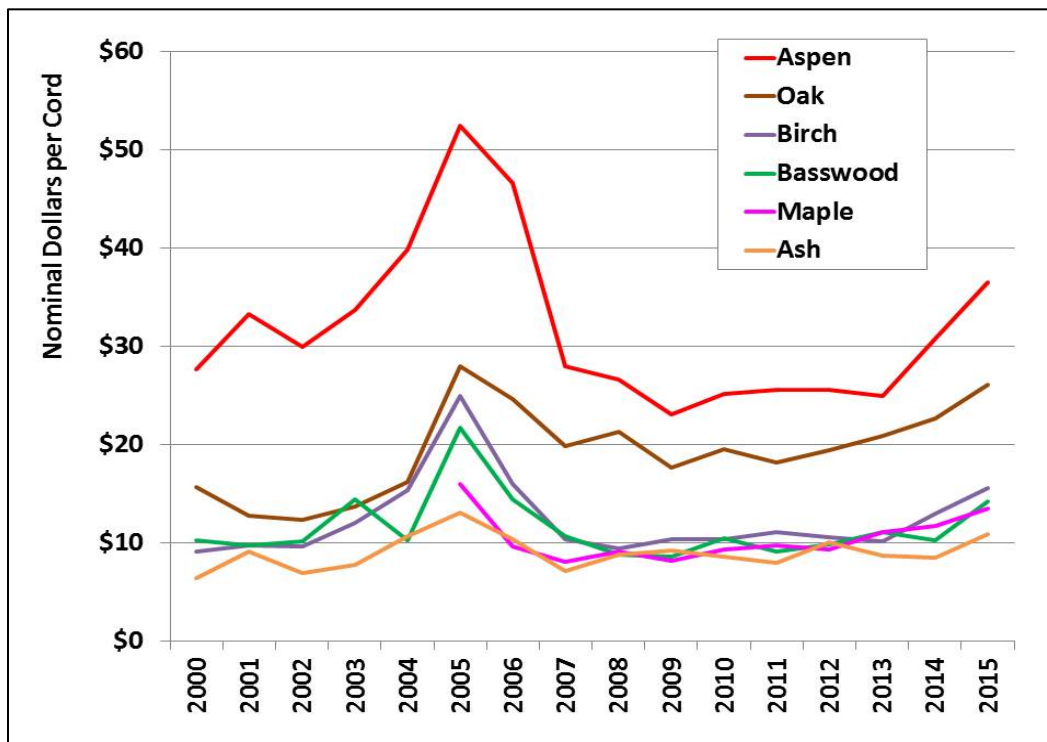


Figure 1: Woodsrun hardwood cord product prices, 2000-2015.

- In 2015, the average public agency red pine woodsrun cord products stumpage price was \$38.75 per cord compared to \$39.42 per cord in 2014, a year-over-year price decrease of \$0.67 per cord or 1.7 percent. In 2015, the average public agency black spruce woodsrun cord products stumpage price was \$23.79 per cord compared to \$20.84 per cord in 2014, a year-over-year price increase of \$2.95 per cord or 14.2% (Figure 2).

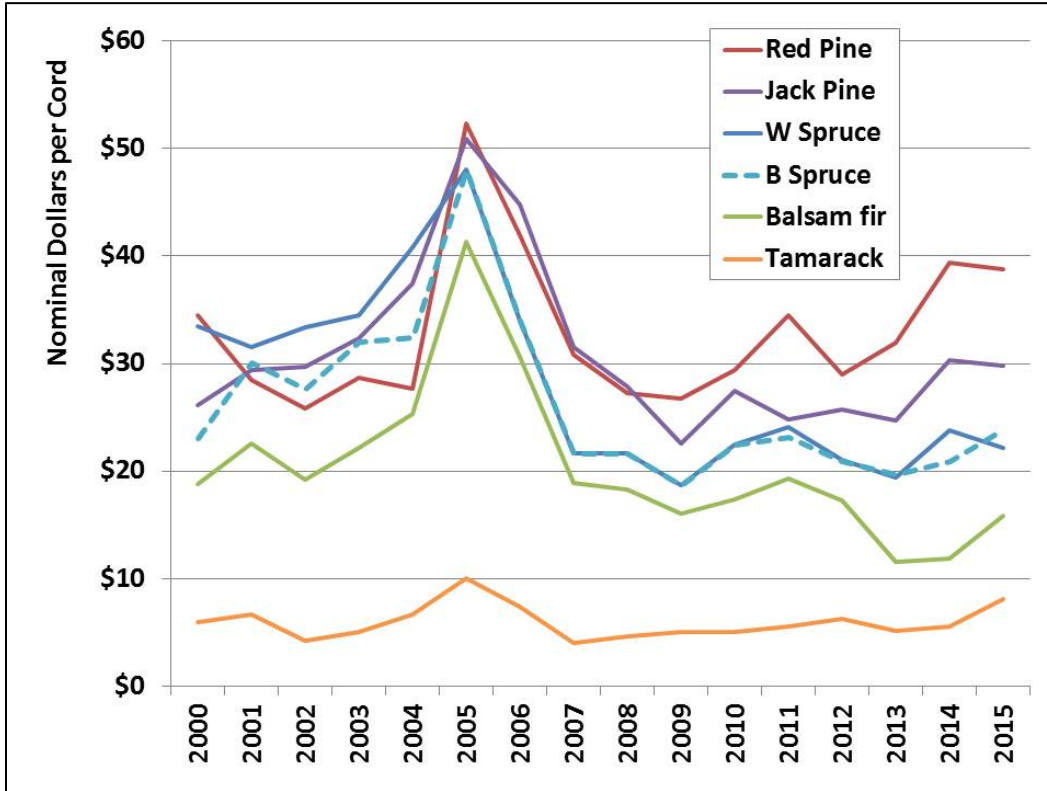


Figure 2: Woodsrun softwood cord product prices, 2000-2015.

- In 2015, a total 18.673 MMbf of sawtimber was sold by Minnesota's public agencies as compared to 24.832 MMbf sold in 2014, a year-over-year volume decrease of 6.159 MMbf or 24.8 percent. In 2015, the all-species average public agency sawtimber stumpage price was \$160.13 per Mbf compared to \$156.53 per Mbf in 2014, a year-over-year price increase of \$3.60 per Mbf or 2.3 percent. In 2015, the average price of red pine sawtimber stumpage was \$177.18 compared to \$148.33 in 2014, an increase of \$28.85 per Mbf or 19.4% (Figure 3).

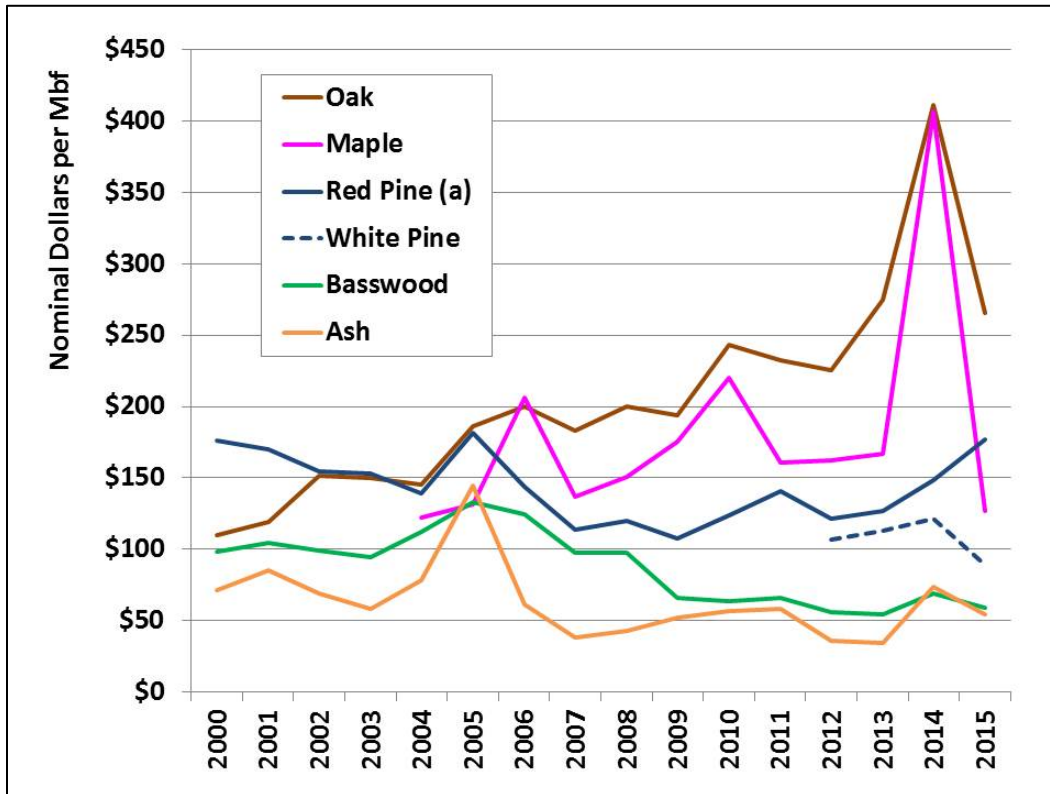


Figure 3: Sawtimber stumpage prices, 2000-2015.
 a) Prices are combined red and white pine, 2000-2011.

Chained Dollar Stumpage Price Indices

Using the Implicit Price Deflator for Gross Domestic Product (GDP) as baseline inflation (all indices base year 2000=100), the all-agencies all-species Pulpwood Composite Price Index increased 17.8 percent year-over-year to 135.6 in 2015 from 115.0 in 2014. The Pulp & Bolts Composite Price Index increased 11.7 percent year-over-year to 114.6 in 2015 from 102.6 in 2014. In 2015, the Mbf Composite Price Index increased 2.3 percent year-over-year to 149.7 from 146.3 in 2014 (Figure 4, Table 1).

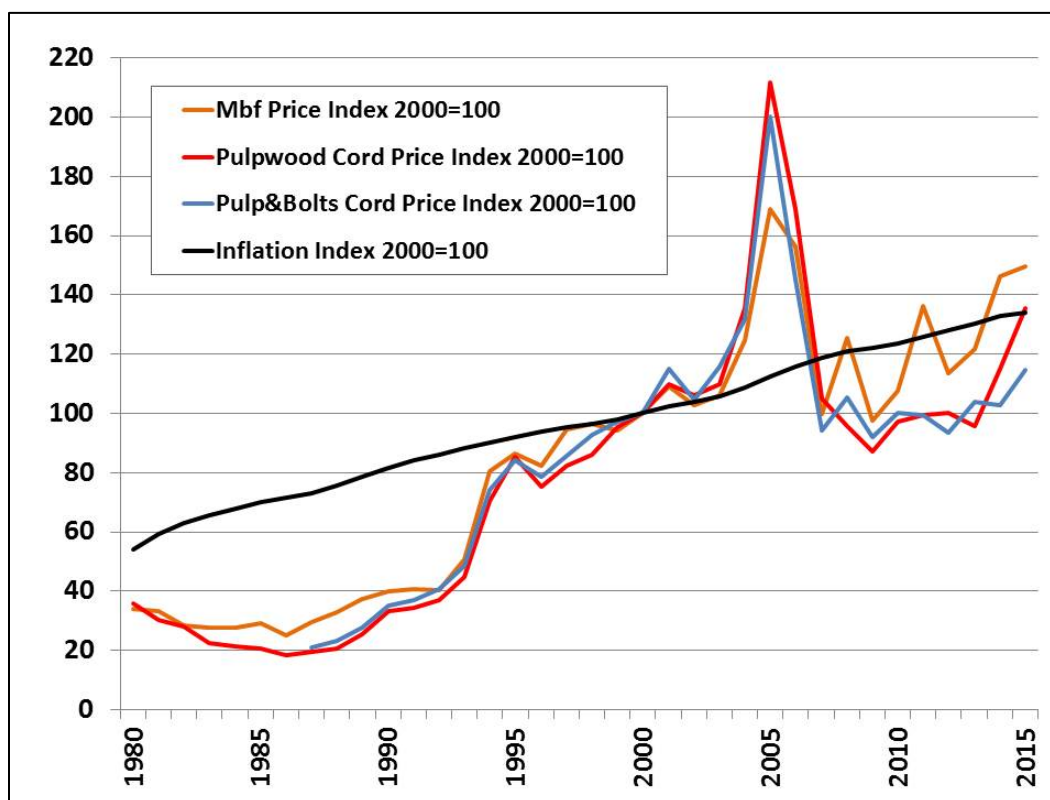


Figure 4: Inflation and public agency stumpage price indices, 1980-2015.

Table 1: Composite stumpage price indices and inflation, base year 2000 = 100.

Price Index	2011	2012	2013	2014	2015	Y/Y Δ	Y/Y Δ%
Pulpwood Cord Price Index	99.5	100.2	95.8	115.0	135.6	20.5	17.8%
Pulp&Bolts Cord Price Index	99.4	93.6	104.0	102.6	114.6	12.0	11.7%
Mbf Price Index	136.3	113.6	121.9	146.3	149.7	3.4	2.3%
Inflation Index	126.0	128.2	130.2	132.7	134.0	1.3	1.0%

Historical Prices

Table 2: Statewide average cord prices received for stumpage sold by public land management agencies in Minnesota, 10-year history.

Cord Products (a) (Nominal \$/Cord)	2006	2007	2008	2009	2010	2011	2012	2013	2014	2015	15/14 Y/Y Δ\$	15/14 Y/Y Δ%
Ash	\$10.32	\$7.12	\$8.76	\$9.16	\$8.60	\$7.92	\$10.02	\$8.66	\$8.51	\$10.88	\$2.37	27.8%
Aspen	\$46.62	\$28.00	\$26.57	\$23.11	\$25.16	\$25.55	\$25.59	\$24.99	\$30.80	\$36.64	\$5.84	19.0%
Balm	\$37.17	\$21.75	\$21.18	\$20.83	\$21.22	\$20.01	\$22.77	\$20.56	\$24.80	\$27.68	\$2.88	11.6%
Birch	\$15.95	\$10.33	\$9.40	\$10.37	\$10.37	\$11.06	\$10.54	\$10.18	\$13.00	\$15.60	\$2.60	20.0%
Oak	\$24.62	\$19.88	\$21.27	\$17.61	\$19.51	\$18.14	\$19.38	\$20.89	\$22.68	\$26.06	\$3.38	14.9%
Basswood	\$14.42	\$10.62	\$8.83	\$8.58	\$10.45	\$9.15	\$9.79	\$11.13	\$10.30	\$14.19	\$3.89	37.8%
Maple	\$9.65	\$8.05	\$9.15	\$8.14	\$9.36	\$9.71	\$9.27	\$11.10	\$11.72	\$13.50	\$1.78	15.2%
Mixed/Other Hdwds	\$13.83	\$12.16	\$10.97	\$11.78	\$12.29	\$11.84	\$12.23	\$10.71	\$13.90	\$14.08	\$0.18	1.3%
Balsam fir	\$30.58	\$18.93	\$18.26	\$16.04	\$17.38	\$19.25	\$17.25	\$11.54	\$11.83	\$15.84	\$4.01	33.9%
W Spruce	\$33.95	\$21.64	\$21.62	\$18.64	\$22.43	\$24.08	\$21.01	\$19.41	\$23.78	\$22.12	(\$1.66)	-7.0%
B Spruce	\$33.95	\$21.64	\$21.62	\$18.64	\$22.43	\$23.14	\$20.87	\$19.68	\$20.84	\$23.79	\$2.95	14.2%
Tamarack	\$7.42	\$3.97	\$4.62	\$5.01	\$5.03	\$5.51	\$6.30	\$5.17	\$5.54	\$8.09	\$2.55	46.0%
Cedar	\$11.91	\$8.47	\$5.30	\$5.69	\$6.19	\$8.21	\$5.12	\$7.86	\$6.34	\$6.41	\$0.07	1.1%
Jack Pine	\$44.74	\$31.54	\$27.85	\$22.59	\$27.42	\$24.85	\$25.75	\$24.67	\$30.31	\$29.85	(\$0.46)	-1.5%
Red Pine (b)	\$41.97	\$30.79	\$27.23	\$26.71	\$29.42	\$34.45	\$29.02	\$31.93	\$39.42	\$38.75	(\$0.67)	-1.7%
White Pine						\$31.42	\$21.74	\$30.06	\$23.23	\$38.66	\$15.43	66.4%
Pulp Composite	\$35.50	\$22.03	\$20.13	\$18.29	\$20.39	\$20.90	\$21.05	\$20.12	\$24.16	\$28.47	\$4.31	17.8%
Pulp & Bolts Composite	\$37.40	\$24.32	\$27.21	\$23.68	\$25.87	\$25.64	\$24.14	\$26.82	\$26.47	\$29.56	\$3.09	11.7%

a) Combined pulpwood and pulp & bolts woodsrun cord products only.

b) Includes White pine through 2010.

Table 3: Statewide average sawtimber prices received for stumpage sold by public land management agencies in Minnesota, 10-year history.

Sawtimber Products (a) (Nominal \$/Mbf)	2006	2007	2008	2009	2010	2011	2012	2013	2014	2015	15/14 Y/Y Δ\$	15/14 Y/Y Δ%
Ash	\$61.41	\$38.21	\$42.41	\$51.89	\$56.27	\$58.09	\$36.12	\$34.06	\$73.41	\$54.17	(\$19.24)	-26.2%
Birch	\$52.06	\$27.24	\$32.04	\$19.82	\$38.92	\$42.15	\$35.70	\$36.97	\$47.04	\$42.84	(\$4.20)	-8.9%
Elm	\$86.00	\$85.22	\$60.08	\$53.99	\$45.08	\$60.43	\$42.45	\$41.41	\$42.19	\$42.50	\$0.31	0.7%
Oak	\$200.00	\$182.83	\$200.00	\$193.61	\$243.09	\$232.20	\$225.36	\$274.54	\$411.34	\$265.54	(\$145.80)	-35.4%
Basswood	\$124.73	\$97.73	\$97.33	\$66.24	\$63.47	\$66.11	\$55.87	\$54.44	\$68.87	\$59.24	(\$9.63)	-14.0%
Maple	\$206.45	\$137.00	\$150.62	\$175.00	\$219.83	\$160.78	\$162.50	\$166.65	\$406.70	\$126.70	(\$280.00)	-68.8%
Mixed/Other Hdwds	\$71.63	\$52.91	\$52.86	\$37.72	\$29.80	\$48.31	\$36.88	\$28.56	\$65.40	\$47.87	(\$17.53)	-26.8%
Balsam fir	\$90.00	\$76.47	\$72.75	\$58.34				\$66.51				
W Spruce	\$113.02	\$96.41	\$81.57	\$87.05	\$102.15	\$64.23	\$83.12	\$87.57	\$61.12	\$74.68	\$13.56	22.2%
Cedar	\$25.00	\$16.20										
Jack Pine	\$124.11	\$115.21	\$109.95	\$106.19	\$105.00	\$145.76	\$138.95	\$112.00	\$89.56			
Red Pine (b)	\$143.45	\$114.04	\$119.51	\$107.40	\$123.36	\$140.46	\$121.15	\$126.48	\$148.33	\$177.18	\$28.85	19.4%
White Pine							\$106.66	\$112.79	\$121.29	\$88.92	(\$32.37)	-26.7%
MBF Composite	\$167.09	\$106.92	\$134.24	\$104.49	\$115.16	\$145.88	\$121.59	\$130.39	\$156.53	\$160.13	\$3.60	2.3%

a) Scribner Decimal C.

b) Includes White pine through 2011.

Historical Sales Values

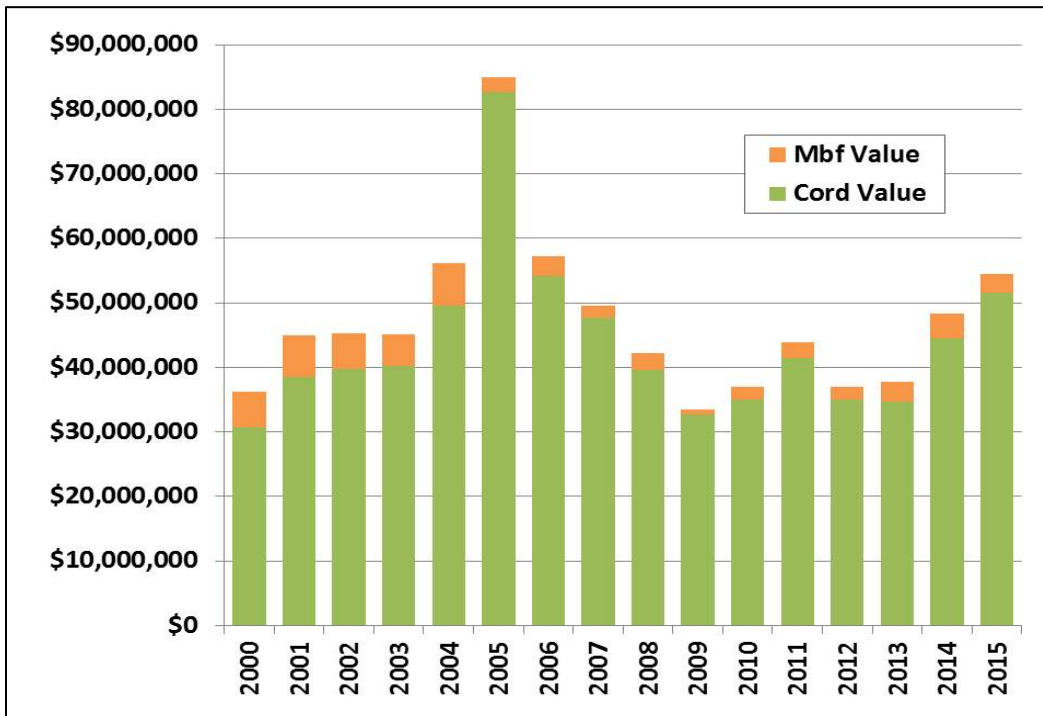


Figure 5: Minnesota public agencies total bid values of stumpage sold.

Table 4: All Minnesota public agencies bid values of stumpage sold.

Year	MbF Value	Cord Value	Total Value	Y/Y Δ\$	Y/Y Δ%
2000	\$5,448,682	\$30,713,890	\$36,162,573	---	---
2001	\$6,376,200	\$38,534,245	\$44,910,445	\$8,747,872	24.2%
2002	\$5,542,413	\$39,789,080	\$45,331,494	\$421,049	0.9%
2003	\$4,936,971	\$40,227,105	\$45,164,076	(\$167,418)	-0.4%
2004	\$6,690,588	\$49,500,995	\$56,191,584	\$11,027,508	24.4%
2005	\$2,377,426	\$82,631,761	\$85,009,187	\$28,817,603	51.3%
2006	\$3,114,194	\$54,106,947	\$57,221,141	(\$27,788,046)	-32.7%
2007	\$1,949,798	\$47,688,386	\$49,638,184	(\$7,582,957)	-13.3%
2008	\$2,581,705	\$39,556,646	\$42,138,351	(\$7,499,832)	-15.1%
2009	\$868,862	\$32,672,750	\$33,541,612	(\$8,596,740)	-20.4%
2010	\$2,017,522	\$34,986,480	\$37,004,002	\$3,462,391	10.3%
2011	\$2,394,396	\$41,490,200	\$43,884,596	\$6,880,593	18.6%
2012	\$1,952,204	\$35,047,126	\$36,999,330	(\$6,885,266)	-15.7%
2013	\$3,002,852	\$34,731,261	\$37,734,113	\$734,783	2.0%
2014	\$3,887,081	\$44,457,180	\$48,344,261	\$10,610,148	28.1%
2015	\$2,990,015	\$51,491,456	\$54,481,472	\$6,137,211	12.7%

Historical Sales Volumes

In 2015, Minnesota public agencies sold 1,825,081 cord equivalents of sawtimber, pulp & bolts, and pulpwood compared to sales of 1,844,771 cord equivalents in 2014, a sales volume decline of 19,690 cord equivalents or 1.1 percent year-over-year. In 2015, aspen/balm of Gilead sold volume decreased to 855,460 cords from 927,010 cords in 2014, a 71,550-cord or 7.7 percent decrease year-over-year. In 2015, pine volume sold increased to 247,082 cord equivalents from 202,962 cord equivalents in 2014, a 44,119-cord or 21.7 percent increase. In 2015 spruce volume sold increased to 174,975 cords from 152,298 cords in 2014, a 22,676 or 14.9 percent increase (Figure 6, Table 5).

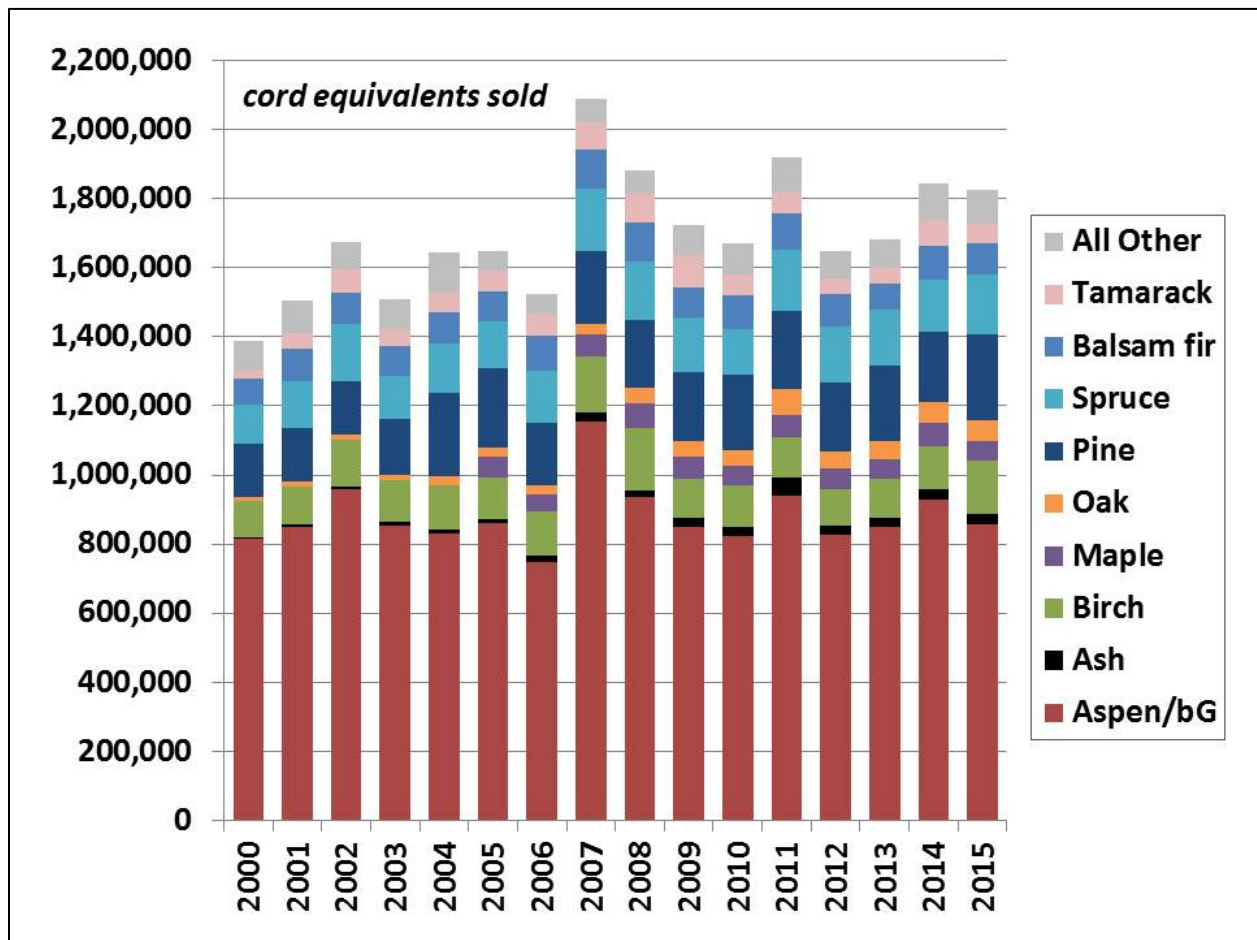


Figure 6: All public agencies volume sold by species group, 2000-2015. Products include: sawtimber converted at 2 cords per Mbf, woodsrun pulp & bolts cord products, and woodsrun pulpwood cord products.

Table 5: All Minnesota public agencies volume sold in cord equivalents by species group, 2000-2015. (a)

Year	Ash	Aspen/bG	Birch	Maple	Oak	Spruce	Pine	Balsam fir	Tamarack	All Other	Total
2000	5,508.2	814,783.9	103,031.0	0.0	13,776.4	114,402.9	153,842.1	74,730.0	20,775.9	86,647.3	1,387,497.7
2001	7,024.8	848,574.6	111,557.6	0.0	13,885.3	138,038.1	153,692.4	92,788.0	46,581.5	92,513.3	1,504,655.6
2002	8,695.9	958,983.8	132,483.9	0.0	18,298.2	164,597.9	154,276.7	91,830.8	65,224.4	78,824.9	1,673,216.4
2003	10,201.9	853,447.1	121,405.1	0.0	14,168.5	125,711.3	163,365.6	83,722.8	49,246.2	88,534.6	1,509,803.0
2004	11,621.8	829,113.1	127,858.5	0.0	29,507.8	145,013.1	238,929.8	89,270.6	55,552.0	115,820.8	1,642,687.5
2005	13,236.2	859,569.4	121,440.4	57,180.4	28,596.8	135,030.6	228,974.0	87,083.4	62,232.8	54,875.2	1,648,219.1
2006	18,721.9	747,407.9	129,005.6	46,572.3	29,978.7	150,876.5	178,471.0	102,101.6	63,925.9	58,192.9	1,525,254.3
2007	26,945.5	1,155,112.0	159,154.4	65,436.8	30,832.9	184,220.7	208,896.3	111,690.1	77,649.2	71,020.0	2,090,957.9
2008	16,729.7	937,598.1	181,954.1	69,493.4	48,438.9	169,772.8	193,034.4	112,445.4	83,207.3	70,900.2	1,883,574.4
2009	26,942.5	848,016.4	115,236.0	62,319.7	43,886.7	156,408.0	202,220.9	85,917.6	97,270.4	86,399.1	1,724,617.3
2010	24,987.6	824,134.7	119,493.5	59,574.7	44,530.2	130,870.2	216,865.5	98,516.9	60,380.4	89,860.7	1,669,214.3
2011	50,223.3	940,668.7	119,532.5	63,752.2	74,255.8	176,260.4	227,487.4	106,658.0	58,117.7	104,143.6	1,921,099.6
2012	24,978.5	826,340.2	107,628.5	60,741.1	48,524.8	160,321.9	199,580.9	97,255.5	43,303.2	81,380.6	1,650,055.2
2013	25,730.0	849,625.6	114,660.9	55,873.8	51,911.8	160,643.5	220,208.5	75,940.4	45,470.6	81,498.2	1,681,563.3
2014	32,801.1	927,009.9	122,492.8	67,116.5	62,050.2	152,298.4	202,962.4	95,888.8	71,716.7	110,434.4	1,844,771.2
2015	32,222.7	855,459.6	153,170.8	59,020.2	59,129.4	174,974.5	247,081.8	88,934.4	59,133.2	95,954.7	1,825,081.3
15/14 Δ	(578.4)	(71,550.3)	30,678.0	(8,096.3)	(2,920.8)	22,676.1	44,119.4	(6,954.4)	(12,583.5)	(14,479.7)	(19,689.9)
15/14 Δ%	-1.8%	-7.7%	25.0%	-12.1%	-4.7%	14.9%	21.7%	-7.3%	-17.5%	-13.1%	-1.1%

a) Volumes include sawtimber converted to cords at 2 cords per Mbf, pulp & bolts cord products, and pulpwood cord products.

Data and Methods

This report presents average stumpage prices received by all Minnesota public agencies for the following product classifications: sawtimber, pulp & bolts, pulpwood, fuelwood, and biomass. All data was voluntarily self-reported by individual agency representatives facilitated by a DNR led survey. Price and volume data and analyses presented in this report may be useful for determining the total volume and value of stumpage sold and for comparing relative volumes and values of stumpage sold over time.

DATA VARIABILITY AND DISCLAIMER—Public agencies follow different fiscal years and there is some variability in sawtimber specifications. The reporting period for each agency is included as part of the agencies information. The fiscal year used by the counties is the same as the calendar year. The state’s (Minnesota DNR Forestry) fiscal year runs from July 1 to June 30, but to make the data reported more consistent with the other agencies, the time period for state data included in the report is for **CY2015**. Federal agencies (USFS and BIA) fiscal year runs from October 1 – September 30. Federal agencies softwood sawtimber specifications include bolts to a six-inch top dib and hardwood bolts to an eight-inch top dib. Virtually all other agencies report pulp and bolts as a standalone product category for species that are frequently purchased by sawmills. Self-reported product category volumes and values were adjusted to account for variability in product specifications at the discretion of the state forest economist. In addition, some agencies report their data based on timber appraisal estimates from timber sales sold, while others report based on actual scale receipts from timber harvested and scaled. The reporting basis for each agency is noted in the report.

The reader should use caution when comparing the prices shown in this report with actual prices received or expected on a specific timber sale. Individual sale prices may vary significantly (± 30 percent or more) from the averages shown in this report due to variability in local markets, haul distance, sale/site specific conditions, and operational constraints.

Definitions

Average price—volume weighted mean, equals total value divided by total volume for each listed species group and product classification.

Biomass—dead trees and logging residues including tops, limbs, and cull reported in green tons.

Board foot—a piece of wood 1” thick by 12” long by 12” wide.

Bolt—short length log, in the Lake States usually 100” in length with minimum 6” top dib. Depending on species and quality, may be suitable for the production of dimensional lumber (2x4s), industrial grade lumber (pallets), for manufacturing turned forest products, or for peeling.

Inflation Index—base year 2000=100, indexed to general price changes as measured by the Implicit Price Deflator for Gross Domestic Product (GDP) compiled by the U.S. Department of Commerce, Bureau of Economic Analysis.

Cord (Standard)—cubic volume measure 4-feet wide by 4-feet high by 8-feet in length, or equivalent containing 128 cubic feet of well stacked roundwood, including bark and air space, with an average of 79 cubic feet of solid wood. By state statute, fuelwood is measured in standard cords.

Cord (100-inch)—cubic volume measure 4-feet wide by 4-feet high by 8.3-feet (100-inch) in length, or equivalent containing 133.3 cubic feet of well stacked roundwood, including bark and air space, with an average of 82.3 cubic feet solid wood. In Minnesota, the vast majority of cord products are cut to 100-inch.

Mbf—one thousand board feet; stumpage volume measured using Scribner Decimal C log or tree scale.

Mbf Composite Price Index—base year 2000=100, volume weighted (total all-species MBF value divided by total all-species MBF volume) sawtimber price index.

MMbf—one million board feet; stumpage volume measured using Scribner log or tree scale

Pulpwood—stem suitable for fiber used for paper and oriented strand board (OSB) manufacturing.

Pulpwood Composite Price Index—base year 2000=100, volume weighted (total all-species pulpwood value divided by total all-species pulpwood volume) price index.

Pulp & Bolts—stem containing the mixed products of pulpwood and bolts.

Pulp & Bolts Composite Price Index—base year 2000=100, volume weighted (total all-species pulp & bolts value divided by total all-species pulp & bolts volume) price index.

Sawtimber—stem suitable for production of graded boards and/or dimension lumber.

Stumpage—value paid to a landowner to harvest standing timber.

Contact

Don Deckard, Ph.D., State Forest Economist
MNDNR Division of Forestry
500 Lafayette Road
Saint Paul, Minnesota 55155-4044
Mailto: donald.deckard@state.mn.us
Office: (651) 259-5287

2015 SUMMARY TABLE --- ALL MINNESOTA PUBLIC AGENCIES

All Agencies

All Agencies	Reporting Period: 2015						Reporting Basis: Multiple			
	Sawtimber		Pulp and Bolts		Pulpwood		Fuelwood		Biomass	
Species Name	MBF	Avg Price	Cords	Avg Price	Cords	Avg Price	Cords	Avg Price	Tons	Avg Price
Aspen	0.0	\$0.00	58,616.0	\$44.24	790,329.1	\$36.08	10.0	\$2.50	1,435.0	\$1.00
Balm of Gilead	0.0	\$0.00	0.0	\$0.00	6,514.5	\$27.68	0.0	\$0.00	22.5	\$1.00
Birch Species	45.0	\$42.84	92,104.5	\$17.98	60,976.3	\$12.02	6.0	\$3.50	0.0	\$0.00
Ash Species	47.7	\$54.17	15,128.0	\$14.66	16,999.3	\$6.00	118.0	\$2.67	0.0	\$0.00
Elm Species	11.6	\$42.50	0.0	\$0.00	50.0	\$2.84	0.0	\$0.00	0.0	\$0.00
Oak Species (a)	1,340.3	\$265.54	52,152.2	\$27.01	4,296.6	\$14.63	492.4	\$8.61	0.0	\$0.00
Basswood	237.5	\$59.24	43,014.9	\$14.52	8,556.7	\$12.51	0.0	\$0.00	0.0	\$0.00
Mixed/Other Hdws	2,336.1	\$47.87	21,734.0	\$15.67	13,116.7	\$11.45	1,115.1	\$8.51	0.0	\$0.00
Balsam fir	0.0	\$0.00	15,073.9	\$23.97	73,860.5	\$14.18	0.0	\$0.00	0.0	\$0.00
White Spruce	270.0	\$74.68	27,806.7	\$25.73	33,127.4	\$19.09	35.0	\$2.00	568.0	\$1.63
Black Spruce	0.0	\$0.00	16,804.0	\$30.48	96,696.4	\$22.63	62.5	\$2.54	0.0	\$0.00
Tamarack	0.0	\$0.00	2,680.0	\$13.87	56,453.2	\$7.81	1,545.2	\$3.30	0.0	\$0.00
White Cedar	0.0	\$0.00	0.0	\$0.00	1,089.7	\$6.41	0.0	\$0.00	0.0	\$0.00
Jack Pine	0.0	\$0.00	42,914.1	\$30.88	3,114.9	\$15.66	327.0	\$2.08	520.0	\$3.03
Red Pine (b)	13,623.0	\$177.18	135,623.8	\$43.78	33,847.1	\$18.59	8,675.9	\$3.00	0.0	\$0.00
White Pine	673.1	\$88.92	2,927.5	\$39.21	62.2	\$12.78	0.0	\$0.00	0.0	\$0.00
Maple Species	70.6	\$126.70	24,883.7	\$18.11	33,995.3	\$10.13	15.0	\$2.53	0.0	\$0.00
Mixed Species	18.0	\$30.00	0.0	\$0.00	3,186.3	\$2.05	4,532.0	\$3.97	82,664.7	\$1.02
All Agencies All Species	18,672.9	\$160.13	551,463.3	\$29.56	1,236,272.2	\$28.47	16,934.1	\$3.79	85,210.2	\$1.03

a) Oak sawtimber includes 1,067.5 Mbf sold by MNDNR primarily in Southeast Minnesota.

b) Red pine fuelwood volume 100 percent fire salvage.

AVERAGE SALE PRICES REPORTED BY AGENCY

2015 MINNESOTA COUNTIES

Aitkin County

Agency: Aitkin Co.		Reporting Period: 01/15 to 12/15				Reporting Basis: Appraisal Reports				
Species Name	Sawtimber		Pulp and Bolts		Pulpwood		Fuelwood		Biomass	
	MBF	Avg Price	Cords	Avg Price	Cords	Avg Price	Cords	Avg Price	Tons	Avg Price
Aspen	0.0	\$0.00	22,331.0	\$40.69	1,086.0	\$27.47	0.0	\$0.00	0.0	\$0.00
Balm of Gilead	0.0	\$0.00	0.0	\$0.00	0.0	\$0.00	0.0	\$0.00	0.0	\$0.00
Birch Species	45.0	\$42.84	3,698.0	\$16.56	270.0	\$11.45	0.0	\$0.00	0.0	\$0.00
Ash Species	26.5	\$66.41	3,704.0	\$12.62	36.0	\$8.08	10.0	\$2.50	0.0	\$0.00
Elm Species	0.0	\$0.00	0.0	\$0.00	0.0	\$0.00	0.0	\$0.00	0.0	\$0.00
Oak Species	246.3	\$118.60	4,559.0	\$23.73	144.0	\$9.67	225.0	\$8.00	0.0	\$0.00
Basswood	177.5	\$56.51	3,192.0	\$12.80	0.0	\$0.00	0.0	\$0.00	0.0	\$0.00
Mixed/Other Hdwds	25.5	\$71.51	3,218.0	\$13.98	1,810.0	\$11.82	662.0	\$10.44	0.0	\$0.00
Balsam fir	0.0	\$0.00	457.0	\$22.91	90.0	\$16.00	0.0	\$0.00	0.0	\$0.00
White Spruce	0.0	\$0.00	240.0	\$24.43	57.0	\$19.03	0.0	\$0.00	0.0	\$0.00
Black Spruce	0.0	\$0.00	0.0	\$0.00	215.0	\$17.25	0.0	\$0.00	0.0	\$0.00
Tamarack	0.0	\$0.00	0.0	\$0.00	2,539.0	\$6.27	0.0	\$0.00	0.0	\$0.00
White Cedar	0.0	\$0.00	0.0	\$0.00	2.2	\$7.27	0.0	\$0.00	0.0	\$0.00
Jack Pine	0.0	\$0.00	20.0	\$35.10	0.0	\$0.00	0.0	\$0.00	0.0	\$0.00
Red Pine	0.0	\$0.00	1,049.0	\$31.67	95.0	\$16.65	0.0	\$0.00	0.0	\$0.00
White Pine	0.3	\$110.00	0.0	\$0.00	0.0	\$0.00	0.0	\$0.00	0.0	\$0.00
Maple Species	10.0	\$52.00	7,332.0	\$12.98	0.0	\$0.00	0.0	\$0.00	0.0	\$0.00
Mixed Species	0.0	\$0.00	0.0	\$0.00	0.0	\$0.00	0.0	\$0.00	0.0	\$0.00
Aitkin Co. All Species	531.1	\$85.30	49,800.0	\$27.23	6,344.2	\$12.57	897.0	\$9.74	0.0	\$0.00

Becker County

Agency: Becker Co.		Reporting Period: 01/15 to 12/15				Reporting Basis: Appraisal Reports				
Species Name	Sawtimber		Pulp and Bolts		Pulpwood		Fuelwood		Biomass	
	MBF	Avg Price	Cords	Avg Price	Cords	Avg Price	Cords	Avg Price	Tons	Avg Price
Aspen	0.0	\$0.00	0.0	\$0.00	8,580.0	\$41.79	0.0	\$0.00	1,200.0	\$1.00
Balm of Gilead	0.0	\$0.00	0.0	\$0.00	0.0	\$0.00	0.0	\$0.00	0.0	\$0.00
Birch Species	0.0	\$0.00	902.0	\$12.88	0.0	\$0.00	0.0	\$0.00	0.0	\$0.00
Ash Species	0.0	\$0.00	0.0	\$0.00	0.0	\$0.00	0.0	\$0.00	0.0	\$0.00
Elm Species	0.0	\$0.00	0.0	\$0.00	0.0	\$0.00	0.0	\$0.00	0.0	\$0.00
Oak Species	0.0	\$0.00	0.0	\$0.00	95.0	\$15.06	200.0	\$10.00	0.0	\$0.00
Basswood	0.0	\$0.00	0.0	\$0.00	15.0	\$8.53	0.0	\$0.00	0.0	\$0.00
Mixed/Other Hdwds	0.0	\$0.00	0.0	\$0.00	182.0	\$15.26	90.0	\$12.58	0.0	\$0.00
Balsam fir	0.0	\$0.00	225.0	\$22.29	0.0	\$0.00	0.0	\$0.00	0.0	\$0.00
White Spruce	0.0	\$0.00	27.0	\$19.89	0.0	\$0.00	0.0	\$0.00	0.0	\$0.00
Black Spruce	0.0	\$0.00	0.0	\$0.00	0.0	\$0.00	0.0	\$0.00	0.0	\$0.00
Tamarack	0.0	\$0.00	0.0	\$0.00	0.0	\$0.00	0.0	\$0.00	0.0	\$0.00
White Cedar	0.0	\$0.00	0.0	\$0.00	0.0	\$0.00	0.0	\$0.00	0.0	\$0.00
Jack Pine	0.0	\$0.00	197.0	\$20.87	0.0	\$0.00	0.0	\$0.00	0.0	\$0.00
Red Pine	0.0	\$0.00	12.0	\$73.83	0.0	\$0.00	0.0	\$0.00	0.0	\$0.00
White Pine	0.0	\$0.00	5.0	\$28.00	0.0	\$0.00	0.0	\$0.00	0.0	\$0.00
Maple Species	0.0	\$0.00	140.0	\$16.22	0.0	\$0.00	0.0	\$0.00	0.0	\$0.00
Mixed Species	0.0	\$0.00	0.0	\$0.00	0.0	\$0.00	0.0	\$0.00	0.0	\$0.00
Becker Co. All Species	0.0	\$0.00	1,508.0	\$16.30	8,872.0	\$40.91	290.0	\$10.80	1,200.0	\$1.00

Beltrami County

Agency: Beltrami Co.		Reporting Period: 01/15 to 12/15				Reporting Basis: Appraisal Reports				
<u>Species Name</u>	Sawtimber		Pulp and Bolts		Pulpwood		Fuelwood		Biomass	
	<u>MBF</u>	<u>Avg Price</u>	<u>Cords</u>	<u>Avg Price</u>	<u>Cords</u>	<u>Avg Price</u>	<u>Cords</u>	<u>Avg Price</u>	<u>Tons</u>	<u>Avg Price</u>
Aspen	0.0	\$0.00	0.0	\$0.00	14,904.0	\$46.11	0.0	\$0.00	0.0	\$0.00
Balm of Gilead	0.0	\$0.00	0.0	\$0.00	760.0	\$38.33	0.0	\$0.00	0.0	\$0.00
Birch Species	0.0	\$0.00	626.0	\$20.90	1,483.0	\$15.78	0.0	\$0.00	0.0	\$0.00
Ash Species	0.0	\$0.00	1,366.0	\$17.40	0.0	\$0.00	0.0	\$0.00	0.0	\$0.00
Elm Species	0.0	\$0.00	0.0	\$0.00	0.0	\$0.00	0.0	\$0.00	0.0	\$0.00
Oak Species	0.0	\$0.00	308.0	\$22.68	32.0	\$8.50	0.0	\$0.00	0.0	\$0.00
Basswood	0.0	\$0.00	640.0	\$23.58	584.0	\$17.69	0.0	\$0.00	0.0	\$0.00
Mixed/Other Hdwds	0.0	\$0.00	0.0	\$0.00	605.0	\$16.24	0.0	\$0.00	0.0	\$0.00
Balsam fir	0.0	\$0.00	2,460.0	\$19.92	794.0	\$17.03	0.0	\$0.00	0.0	\$0.00
White Spruce	0.0	\$0.00	154.0	\$38.32	625.0	\$14.36	0.0	\$0.00	0.0	\$0.00
Black Spruce	0.0	\$0.00	0.0	\$0.00	786.0	\$17.22	0.0	\$0.00	0.0	\$0.00
Tamarack	0.0	\$0.00	0.0	\$0.00	1,526.0	\$11.13	0.0	\$0.00	0.0	\$0.00
White Cedar	0.0	\$0.00	0.0	\$0.00	0.0	\$0.00	0.0	\$0.00	0.0	\$0.00
Jack Pine	0.0	\$0.00	1,892.0	\$38.56	197.0	\$24.89	0.0	\$0.00	0.0	\$0.00
Red Pine	98.5	\$183.33	3,627.0	\$68.98	784.0	\$8.01	0.0	\$0.00	0.0	\$0.00
White Pine	0.0	\$0.00	462.0	\$66.17	17.0	\$6.47	0.0	\$0.00	0.0	\$0.00
Maple Species	0.0	\$0.00	52.0	\$19.62	494.0	\$13.08	0.0	\$0.00	0.0	\$0.00
Mixed Species	0.0	\$0.00	0.0	\$0.00	66.0	\$7.88	1,234.0	\$4.09	0.0	\$0.00
Beltrami Co. All Species	98.5	\$183.33	11,587.0	\$40.44	23,657.0	\$35.15	1,234.0	\$4.09	0.0	\$0.00

Carlton County

Agency: Carlton Co.		Reporting Period: 01/15 to 12/15				Reporting Basis: Appraisal Reports				
Species Name	Sawtimber		Pulp and Bolts		Pulpwood		Fuelwood		Biomass	
	MBF	Avg Price	Cords	Avg Price	Cords	Avg Price	Cords	Avg Price	Tons	Avg Price
Aspen	0.0	\$0.00	0.0	\$0.00	9,000.0	\$44.34	0.0	\$0.00	0.0	\$0.00
Balm of Gilead	0.0	\$0.00	0.0	\$0.00	0.0	\$0.00	0.0	\$0.00	0.0	\$0.00
Birch Species	0.0	\$0.00	0.0	\$0.00	0.0	\$0.00	0.0	\$0.00	0.0	\$0.00
Ash Species	0.0	\$0.00	0.0	\$0.00	0.0	\$0.00	0.0	\$0.00	0.0	\$0.00
Elm Species	0.0	\$0.00	0.0	\$0.00	0.0	\$0.00	0.0	\$0.00	0.0	\$0.00
Oak Species	0.0	\$0.00	165.0	\$22.50	0.0	\$0.00	0.0	\$0.00	0.0	\$0.00
Basswood	0.0	\$0.00	0.0	\$0.00	0.0	\$0.00	0.0	\$0.00	0.0	\$0.00
Mixed/Other Hdwds	0.0	\$0.00	2,525.0	\$16.38	0.0	\$0.00	0.0	\$0.00	0.0	\$0.00
Balsam fir	0.0	\$0.00	0.0	\$0.00	25.0	\$15.00	0.0	\$0.00	0.0	\$0.00
White Spruce	0.0	\$0.00	0.0	\$0.00	0.0	\$0.00	0.0	\$0.00	0.0	\$0.00
Black Spruce	0.0	\$0.00	0.0	\$0.00	0.0	\$0.00	0.0	\$0.00	0.0	\$0.00
Tamarack	0.0	\$0.00	0.0	\$0.00	0.0	\$0.00	0.0	\$0.00	0.0	\$0.00
White Cedar	0.0	\$0.00	0.0	\$0.00	0.0	\$0.00	0.0	\$0.00	0.0	\$0.00
Jack Pine	0.0	\$0.00	0.0	\$0.00	0.0	\$0.00	0.0	\$0.00	0.0	\$0.00
Red Pine	0.0	\$0.00	505.0	\$30.46	0.0	\$0.00	0.0	\$0.00	0.0	\$0.00
White Pine	0.0	\$0.00	0.0	\$0.00	0.0	\$0.00	0.0	\$0.00	0.0	\$0.00
Maple Species	0.0	\$0.00	0.0	\$0.00	30.0	\$10.00	0.0	\$0.00	0.0	\$0.00
Mixed Species	0.0	\$0.00	0.0	\$0.00	0.0	\$0.00	0.0	\$0.00	0.0	\$0.00
Carlton Co. All Species	0.0	\$0.00	3,195.0	\$18.92	9,055.0	\$44.15	0.0	\$0.00	0.0	\$0.00

Cass County

Agency: Cass Co.		Reporting Period: 01/15 to 12/15				Reporting Basis: Appaisal Reports				
Species Name	Sawtimber		Pulp and Bolts		Pulpwood		Fuelwood		Biomass	
	MBF	Avg Price	Cords	Avg Price	Cords	Avg Price	Cords	Avg Price	Tons	Avg Price
Aspen	0.0	\$0.00	0.0	\$0.00	20,662.0	\$29.84	0.0	\$0.00	0.0	\$0.00
Balm of Gilead	0.0	\$0.00	0.0	\$0.00	483.0	\$19.31	0.0	\$0.00	0.0	\$0.00
Birch Species	0.0	\$0.00	7,895.0	\$19.70	0.0	\$0.00	0.0	\$0.00	0.0	\$0.00
Ash Species	0.0	\$0.00	2,191.0	\$16.41	0.0	\$0.00	0.0	\$0.00	0.0	\$0.00
Elm Species	0.0	\$0.00	0.0	\$0.00	0.0	\$0.00	0.0	\$0.00	0.0	\$0.00
Oak Species	0.0	\$0.00	15,409.0	\$32.84	0.0	\$0.00	0.0	\$0.00	0.0	\$0.00
Basswood	0.0	\$0.00	7,268.0	\$17.82	0.0	\$0.00	0.0	\$0.00	0.0	\$0.00
Mixed/Other Hdwds	0.0	\$0.00	0.0	\$0.00	0.0	\$0.00	0.0	\$0.00	0.0	\$0.00
Balsam fir	0.0	\$0.00	0.0	\$0.00	1,651.0	\$11.87	0.0	\$0.00	0.0	\$0.00
White Spruce	0.0	\$0.00	0.0	\$0.00	155.0	\$15.55	0.0	\$0.00	0.0	\$0.00
Black Spruce	0.0	\$0.00	0.0	\$0.00	252.0	\$20.46	0.0	\$0.00	0.0	\$0.00
Tamarack	0.0	\$0.00	0.0	\$0.00	729.0	\$10.75	0.0	\$0.00	0.0	\$0.00
White Cedar	0.0	\$0.00	0.0	\$0.00	0.0	\$0.00	0.0	\$0.00	0.0	\$0.00
Jack Pine	0.0	\$0.00	1,581.0	\$22.73	96.0	\$8.29	0.0	\$0.00	0.0	\$0.00
Red Pine	363.7	\$170.01	626.0	\$23.14	262.5	\$9.82	0.0	\$0.00	0.0	\$0.00
White Pine	91.3	\$204.10	2.5	\$28.00	2.0	\$9.00	0.0	\$0.00	0.0	\$0.00
Maple Species	0.0	\$0.00	5,199.0	\$17.88	0.0	\$0.00	0.0	\$0.00	0.0	\$0.00
Mixed Species	0.0	\$0.00	0.0	\$0.00	0.0	\$0.00	1,045.0	\$2.92	0.0	\$0.00
Cass Co. All Species	455.0	\$176.85	40,171.5	\$24.16	24,292.5	\$27.34	1,045.0	\$2.92	0.0	\$0.00

Clearwater County

Agency: Clearwater Co.		Reporting Period: 01/15 to 12/15				Reporting Basis: Appraisal Reports				
Species Name	Sawtimber		Pulp and Bolts		Pulpwood		Fuelwood		Biomass	
	MBF	Avg Price	Cords	Avg Price	Cords	Avg Price	Cords	Avg Price	Tons	Avg Price
Aspen	0.0	\$0.00	0.0	\$0.00	2,559.0	\$34.44	0.0	\$0.00	0.0	\$0.00
Balm of Gilead	0.0	\$0.00	0.0	\$0.00	22.0	\$18.00	0.0	\$0.00	0.0	\$0.00
Birch Species	0.0	\$0.00	0.0	\$0.00	346.0	\$12.46	0.0	\$0.00	0.0	\$0.00
Ash Species	1.0	\$85.00	0.0	\$0.00	23.0	\$10.00	0.0	\$0.00	0.0	\$0.00
Elm Species	0.0	\$0.00	0.0	\$0.00	0.0	\$0.00	0.0	\$0.00	0.0	\$0.00
Oak Species	23.0	\$85.00	0.0	\$0.00	246.0	\$20.93	0.0	\$0.00	0.0	\$0.00
Basswood	0.0	\$0.00	0.0	\$0.00	507.0	\$8.90	0.0	\$0.00	0.0	\$0.00
Mixed/Other Hdwds	0.0	\$0.00	0.0	\$0.00	0.0	\$0.00	0.0	\$0.00	0.0	\$0.00
Balsam fir	0.0	\$0.00	0.0	\$0.00	207.0	\$4.58	0.0	\$0.00	0.0	\$0.00
White Spruce	6.0	\$88.00	12.0	\$32.00	12.0	\$11.00	0.0	\$0.00	0.0	\$0.00
Black Spruce	0.0	\$0.00	0.0	\$0.00	20.0	\$11.00	0.0	\$0.00	0.0	\$0.00
Tamarack	0.0	\$0.00	585.0	\$15.00	0.0	\$0.00	0.0	\$0.00	0.0	\$0.00
White Cedar	0.0	\$0.00	0.0	\$0.00	0.0	\$0.00	0.0	\$0.00	0.0	\$0.00
Jack Pine	0.0	\$0.00	0.0	\$0.00	21.0	\$12.00	0.0	\$0.00	0.0	\$0.00
Red Pine	4.0	\$100.00	8.0	\$35.00	181.0	\$11.10	0.0	\$0.00	0.0	\$0.00
White Pine	0.0	\$0.00	0.0	\$0.00	0.0	\$0.00	0.0	\$0.00	0.0	\$0.00
Maple Species	0.0	\$0.00	0.0	\$0.00	315.0	\$14.79	0.0	\$0.00	0.0	\$0.00
Mixed Species	0.0	\$0.00	0.0	\$0.00	0.0	\$0.00	94.0	\$4.26	0.0	\$0.00
Clearwater Co. All Species	34.0	\$87.29	605.0	\$15.60	4,459.0	\$24.88	94.0	\$4.26	0.0	\$0.00

Crow Wing County

Agency: Crow Wing Co.		Reporting Period: 01/15 to 12/15				Reporting Basis: Appraisal Reports				
Species Name	Sawtimber		Pulp and Bolts		Pulpwood		Fuelwood		Biomass	
	MBF	Avg Price	Cords	Avg Price	Cords	Avg Price	Cords	Avg Price	Tons	Avg Price
Aspen	0.0	\$0.00	0.0	\$0.00	14,245.0	\$33.78	0.0	\$0.00	0.0	\$0.00
Balm of Gilead	0.0	\$0.00	0.0	\$0.00	0.0	\$0.00	0.0	\$0.00	0.0	\$0.00
Birch Species	0.0	\$0.00	2,627.0	\$15.62	0.0	\$0.00	0.0	\$0.00	0.0	\$0.00
Ash Species	0.0	\$0.00	0.0	\$0.00	0.0	\$0.00	0.0	\$0.00	0.0	\$0.00
Elm Species	0.0	\$0.00	0.0	\$0.00	0.0	\$0.00	0.0	\$0.00	0.0	\$0.00
Oak Species	0.0	\$0.00	4,870.0	\$19.87	0.0	\$0.00	0.0	\$0.00	0.0	\$0.00
Basswood	0.0	\$0.00	626.0	\$14.16	0.0	\$0.00	0.0	\$0.00	0.0	\$0.00
Mixed/Other Hdwds	0.0	\$0.00	0.0	\$0.00	0.0	\$0.00	0.0	\$0.00	0.0	\$0.00
Balsam fir	0.0	\$0.00	0.0	\$0.00	64.0	\$10.08	0.0	\$0.00	0.0	\$0.00
White Spruce	0.0	\$0.00	0.0	\$0.00	1.0	\$12.00	0.0	\$0.00	0.0	\$0.00
Black Spruce	0.0	\$0.00	0.0	\$0.00	0.0	\$0.00	0.0	\$0.00	0.0	\$0.00
Tamarack	0.0	\$0.00	0.0	\$0.00	0.0	\$0.00	0.0	\$0.00	0.0	\$0.00
White Cedar	0.0	\$0.00	0.0	\$0.00	0.0	\$0.00	0.0	\$0.00	0.0	\$0.00
Jack Pine	0.0	\$0.00	703.0	\$27.99	0.0	\$0.00	0.0	\$0.00	0.0	\$0.00
Red Pine	0.0	\$0.00	1,230.0	\$26.43	0.0	\$0.00	0.0	\$0.00	0.0	\$0.00
White Pine	0.0	\$0.00	0.0	\$0.00	0.0	\$0.00	0.0	\$0.00	0.0	\$0.00
Maple Species	0.0	\$0.00	0.0	\$0.00	1,953.0	\$11.58	0.0	\$0.00	0.0	\$0.00
Mixed Species	0.0	\$0.00	0.0	\$0.00	115.0	\$7.30	0.0	\$0.00	3,055.0	\$1.00
Crow Wing Co. All Species	0.0	\$0.00	10,056.0	\$19.77	16,378.0	\$30.85	0.0	\$0.00	3,055.0	\$1.00

Hubbard County

Agency: Hubbard Co.		Reporting Period: 01/15 to 12/15				Reporting Basis: Appraisal Report				
Species Name	Sawtimber		Pulp and Bolts		Pulpwood		Fuelwood		Biomass	
	MBF	Avg Price	Cords	Avg Price	Cords	Avg Price	Cords	Avg Price	Tons	Avg Price
Aspen	0.0	\$0.00	30,650.0	\$45.83	6,435.0	\$42.28	0.0	\$0.00	0.0	\$0.00
Balm of Gilead	0.0	\$0.00	0.0	\$0.00	5.0	\$14.00	0.0	\$0.00	0.0	\$0.00
Birch Species	0.0	\$0.00	9,796.0	\$16.29	0.0	\$0.00	0.0	\$0.00	0.0	\$0.00
Ash Species	0.0	\$0.00	75.0	\$8.59	101.0	\$6.06	0.0	\$0.00	0.0	\$0.00
Elm Species	0.0	\$0.00	0.0	\$0.00	1.0	\$7.00	0.0	\$0.00	0.0	\$0.00
Oak Species	0.0	\$0.00	3,270.0	\$26.11	0.0	\$0.00	0.0	\$0.00	0.0	\$0.00
Basswood	0.0	\$0.00	1,720.0	\$14.54	0.0	\$0.00	0.0	\$0.00	0.0	\$0.00
Mixed/Other Hdwds	0.0	\$0.00	475.0	\$8.57	1,775.0	\$5.52	0.0	\$0.00	0.0	\$0.00
Balsam fir	0.0	\$0.00	1,370.0	\$20.93	411.0	\$13.81	0.0	\$0.00	0.0	\$0.00
White Spruce	0.0	\$0.00	278.0	\$46.81	0.0	\$0.00	0.0	\$0.00	0.0	\$0.00
Black Spruce	0.0	\$0.00	13.0	\$19.77	315.0	\$13.60	0.0	\$0.00	0.0	\$0.00
Tamarack	0.0	\$0.00	0.0	\$0.00	45.0	\$5.11	0.0	\$0.00	0.0	\$0.00
White Cedar	0.0	\$0.00	0.0	\$0.00	0.0	\$0.00	0.0	\$0.00	0.0	\$0.00
Jack Pine	0.0	\$0.00	2,028.0	\$56.87	618.0	\$28.37	0.0	\$0.00	0.0	\$0.00
Red Pine	1,103.8	\$200.94	919.0	\$44.59	2,040.0	\$26.56	0.0	\$0.00	0.0	\$0.00
White Pine	0.0	\$0.00	0.0	\$0.00	0.0	\$0.00	0.0	\$0.00	0.0	\$0.00
Maple Species	0.0	\$0.00	0.0	\$0.00	1,243.0	\$6.41	0.0	\$0.00	0.0	\$0.00
Mixed Species	0.0	\$0.00	0.0	\$0.00	0.0	\$0.00	370.0	\$2.50	443.0	\$1.00
Hubbard Co. All Species	1,103.8	\$200.94	50,594.0	\$37.11	12,989.0	\$28.67	370.0	\$2.50	443.0	\$1.00

Itasca County

Agency: Itasca Co.		Reporting Period: 01/15 to 12/15				Reporting Basis: Appraisal Reports				
<u>Species Name</u>	Sawtimber		Pulp and Bolts		Pulpwood		Fuelwood		Biomass	
	<u>MBF</u>	<u>Avg Price</u>	<u>Cords</u>	<u>Avg Price</u>	<u>Cords</u>	<u>Avg Price</u>	<u>Cords</u>	<u>Avg Price</u>	<u>Tons</u>	<u>Avg Price</u>
Aspen	0.0	\$0.00	0.0	\$0.00	42,727.0	\$31.55	0.0	\$0.00	0.0	\$0.00
Balm of Gilead	0.0	\$0.00	0.0	\$0.00	1,352.0	\$30.37	0.0	\$0.00	0.0	\$0.00
Birch Species	0.0	\$0.00	9,596.0	\$14.40	0.0	\$0.00	0.0	\$0.00	0.0	\$0.00
Ash Species	0.0	\$0.00	3,449.0	\$18.69	0.0	\$0.00	0.0	\$0.00	0.0	\$0.00
Elm Species	0.0	\$0.00	0.0	\$0.00	0.0	\$0.00	0.0	\$0.00	0.0	\$0.00
Oak Species	0.0	\$0.00	1,009.0	\$30.02	0.0	\$0.00	0.0	\$0.00	0.0	\$0.00
Basswood	0.0	\$0.00	3,611.0	\$12.57	0.0	\$0.00	0.0	\$0.00	0.0	\$0.00
Mixed/Other Hdwds	0.0	\$0.00	0.0	\$0.00	0.0	\$0.00	0.0	\$0.00	0.0	\$0.00
Balsam fir	0.0	\$0.00	0.0	\$0.00	7,762.0	\$19.76	0.0	\$0.00	0.0	\$0.00
White Spruce	0.0	\$0.00	0.0	\$0.00	5,854.0	\$19.20	0.0	\$0.00	0.0	\$0.00
Black Spruce	0.0	\$0.00	0.0	\$0.00	6,251.0	\$22.88	0.0	\$0.00	0.0	\$0.00
Tamarack	0.0	\$0.00	0.0	\$0.00	5,953.0	\$5.53	0.0	\$0.00	0.0	\$0.00
White Cedar	0.0	\$0.00	0.0	\$0.00	0.0	\$0.00	0.0	\$0.00	0.0	\$0.00
Jack Pine	0.0	\$0.00	5,581.0	\$30.02	0.0	\$0.00	0.0	\$0.00	0.0	\$0.00
Red Pine	0.0	\$0.00	14,486.0	\$48.28	0.0	\$0.00	0.0	\$0.00	0.0	\$0.00
White Pine	0.0	\$0.00	180.0	\$31.36	0.0	\$0.00	0.0	\$0.00	0.0	\$0.00
Maple Species	0.0	\$0.00	0.0	\$0.00	5,219.0	\$9.73	0.0	\$0.00	0.0	\$0.00
Mixed Species	0.0	\$0.00	0.0	\$0.00	0.0	\$0.00	0.0	\$0.00	2,786.0	\$1.20
Itasca Co. All Species	0.0	\$0.00	37,912.0	\$30.35	75,118.0	\$25.05	0.0	\$0.00	2,786.0	\$1.20

Koochiching County

Agency: Koochiching Co.		Reporting Period: 01/15 to 12/15				Reporting Basis: Appraisal Reports				
Species Name	Sawtimber		Pulp and Bolts		Pulpwood		Fuelwood		Biomass	
	MBF	Avg Price	Cords	Avg Price	Cords	Avg Price	Cords	Avg Price	Tons	Avg Price
Aspen	0.0	\$0.00	0.0	\$0.00	58,138.0	\$38.71	0.0	\$0.00	0.0	\$0.00
Balm of Gilead	0.0	\$0.00	0.0	\$0.00	1,757.0	\$24.71	0.0	\$0.00	0.0	\$0.00
Birch Species	0.0	\$0.00	0.0	\$0.00	3,460.0	\$6.44	0.0	\$0.00	0.0	\$0.00
Ash Species	0.0	\$0.00	0.0	\$0.00	5,247.0	\$5.41	0.0	\$0.00	0.0	\$0.00
Elm Species	0.0	\$0.00	0.0	\$0.00	0.0	\$0.00	0.0	\$0.00	0.0	\$0.00
Oak Species	0.0	\$0.00	0.0	\$0.00	0.0	\$0.00	0.0	\$0.00	0.0	\$0.00
Basswood	0.0	\$0.00	0.0	\$0.00	958.0	\$8.67	0.0	\$0.00	0.0	\$0.00
Mixed/Other Hdwds	0.0	\$0.00	0.0	\$0.00	0.0	\$0.00	0.0	\$0.00	0.0	\$0.00
Balsam fir	0.0	\$0.00	0.0	\$0.00	8,815.0	\$11.76	0.0	\$0.00	0.0	\$0.00
White Spruce	0.0	\$0.00	0.0	\$0.00	0.0	\$0.00	0.0	\$0.00	0.0	\$0.00
Black Spruce	0.0	\$0.00	0.0	\$0.00	12,964.0	\$27.02	0.0	\$0.00	0.0	\$0.00
Tamarack	0.0	\$0.00	0.0	\$0.00	2,807.0	\$8.99	0.0	\$0.00	0.0	\$0.00
White Cedar	0.0	\$0.00	0.0	\$0.00	327.0	\$6.63	0.0	\$0.00	0.0	\$0.00
Jack Pine	0.0	\$0.00	3,044.0	\$50.15	0.0	\$0.00	0.0	\$0.00	0.0	\$0.00
Red Pine	0.0	\$0.00	3,366.0	\$33.81	0.0	\$0.00	0.0	\$0.00	0.0	\$0.00
White Pine	0.0	\$0.00	23.0	\$25.96	0.0	\$0.00	0.0	\$0.00	0.0	\$0.00
Maple Species	0.0	\$0.00	0.0	\$0.00	270.0	\$7.70	0.0	\$0.00	0.0	\$0.00
Mixed Species	0.0	\$0.00	0.0	\$0.00	235.0	\$8.61	235.0	\$2.19	200.0	\$0.50
Koochiching Co. All Species	0.0	\$0.00	6,433.0	\$41.51	94,978.0	\$29.88	235.0	\$2.19	200.0	\$0.50

Lake County

Agency: Lake Co.		Reporting Period: 01/15 to 12/15				Reporting Basis: Appraisal Reports				
Species Name	Sawtimber		Pulp and Bolts		Pulpwood		Fuelwood		Biomass	
	MBF	Avg Price	Cords	Avg Price	Cords	Avg Price	Cords	Avg Price	Tons	Avg Price
Aspen	0.0	\$0.00	0.0	\$0.00	4,709.0	\$24.16	0.0	\$0.00	0.0	\$0.00
Balm of Gilead	0.0	\$0.00	0.0	\$0.00	209.0	\$6.97	0.0	\$0.00	0.0	\$0.00
Birch Species	0.0	\$0.00	0.0	\$0.00	1,376.0	\$11.00	0.0	\$0.00	0.0	\$0.00
Ash Species	0.0	\$0.00	0.0	\$0.00	768.0	\$5.91	0.0	\$0.00	0.0	\$0.00
Elm Species	0.0	\$0.00	0.0	\$0.00	0.0	\$0.00	0.0	\$0.00	0.0	\$0.00
Oak Species	0.0	\$0.00	0.0	\$0.00	0.0	\$0.00	0.0	\$0.00	0.0	\$0.00
Basswood	0.0	\$0.00	0.0	\$0.00	267.0	\$7.31	0.0	\$0.00	0.0	\$0.00
Mixed/Other Hdwds	0.0	\$0.00	0.0	\$0.00	4,710.0	\$15.38	0.0	\$0.00	0.0	\$0.00
Balsam fir	0.0	\$0.00	0.0	\$0.00	1,822.0	\$6.38	0.0	\$0.00	0.0	\$0.00
White Spruce	0.0	\$0.00	0.0	\$0.00	1,052.0	\$15.02	0.0	\$0.00	0.0	\$0.00
Black Spruce	0.0	\$0.00	0.0	\$0.00	875.0	\$12.65	0.0	\$0.00	0.0	\$0.00
Tamarack	0.0	\$0.00	0.0	\$0.00	20.0	\$10.35	0.0	\$0.00	0.0	\$0.00
White Cedar	0.0	\$0.00	0.0	\$0.00	150.0	\$4.48	0.0	\$0.00	0.0	\$0.00
Jack Pine	0.0	\$0.00	0.0	\$0.00	100.0	\$7.48	0.0	\$0.00	0.0	\$0.00
Red Pine	0.0	\$0.00	1,025.0	\$30.44	135.0	\$20.10	0.0	\$0.00	0.0	\$0.00
White Pine	0.0	\$0.00	55.0	\$40.20	15.0	\$20.07	0.0	\$0.00	0.0	\$0.00
Maple Species	0.0	\$0.00	0.0	\$0.00	0.0	\$0.00	0.0	\$0.00	0.0	\$0.00
Mixed Species	0.0	\$0.00	0.0	\$0.00	0.0	\$0.00	0.0	\$0.00	0.0	\$0.00
Lake Co. All Species	0.0	\$0.00	1,080.0	\$30.94	16,208.0	\$15.57	0.0	\$0.00	0.0	\$0.00

Pine County

Agency: Pine Co.		Reporting Period: 01/15 to 12/15				Reporting Basis: Appraisal Reports				
Species Name	Sawtimber		Pulp and Bolts		Pulpwood		Fuelwood		Biomass	
	MBF	Avg Price	Cords	Avg Price	Cords	Avg Price	Cords	Avg Price	Tons	Avg Price
Aspen	0.0	\$0.00	0.0	\$0.00	12,023.0	\$70.43	0.0	\$0.00	0.0	\$0.00
Balm of Gilead	0.0	\$0.00	0.0	\$0.00	0.0	\$0.00	0.0	\$0.00	0.0	\$0.00
Birch Species	0.0	\$0.00	2,039.0	\$28.20	0.0	\$0.00	0.0	\$0.00	0.0	\$0.00
Ash Species	0.0	\$0.00	1,397.0	\$16.12	0.0	\$0.00	0.0	\$0.00	0.0	\$0.00
Elm Species	0.0	\$0.00	0.0	\$0.00	0.0	\$0.00	0.0	\$0.00	0.0	\$0.00
Oak Species	0.0	\$0.00	971.0	\$35.91	0.0	\$0.00	0.0	\$0.00	0.0	\$0.00
Basswood	0.0	\$0.00	0.0	\$0.00	112.0	\$5.45	0.0	\$0.00	0.0	\$0.00
Mixed/Other Hdwds	0.0	\$0.00	120.0	\$19.41	0.0	\$0.00	0.0	\$0.00	0.0	\$0.00
Balsam fir	0.0	\$0.00	0.0	\$0.00	0.0	\$0.00	0.0	\$0.00	0.0	\$0.00
White Spruce	0.0	\$0.00	0.0	\$0.00	0.0	\$0.00	0.0	\$0.00	0.0	\$0.00
Black Spruce	0.0	\$0.00	0.0	\$0.00	0.0	\$0.00	0.0	\$0.00	0.0	\$0.00
Tamarack	0.0	\$0.00	0.0	\$0.00	0.0	\$0.00	0.0	\$0.00	0.0	\$0.00
White Cedar	0.0	\$0.00	0.0	\$0.00	0.0	\$0.00	0.0	\$0.00	0.0	\$0.00
Jack Pine	0.0	\$0.00	153.0	\$44.63	0.0	\$0.00	0.0	\$0.00	0.0	\$0.00
Red Pine	0.0	\$0.00	0.0	\$0.00	0.0	\$0.00	0.0	\$0.00	0.0	\$0.00
White Pine	0.0	\$0.00	0.0	\$0.00	0.0	\$0.00	0.0	\$0.00	0.0	\$0.00
Maple Species	0.0	\$0.00	1,898.0	\$22.78	0.0	\$0.00	0.0	\$0.00	0.0	\$0.00
Mixed Species	0.0	\$0.00	0.0	\$0.00	0.0	\$0.00	0.0	\$0.00	0.0	\$0.00
Pine Co. All Species	0.0	\$0.00	6,578.0	\$25.43	12,135.0	\$69.83	0.0	\$0.00	0.0	\$0.00

Saint Louis County

Agency: St. Louis Co.		Reporting Period: 01/15 to 12/15				Reporting Basis: Appraisal Reports				
Species Name	Sawtimber		Pulp and Bolts		Pulpwood		Fuelwood		Biomass	
	MBF	Avg Price	Cords	Avg Price	Cords	Avg Price	Cords	Avg Price	Tons	Avg Price
Aspen	0.0	\$0.00	0.0	\$0.00	96,170.0	\$39.59	0.0	\$0.00	0.0	\$0.00
Balm of Gilead	0.0	\$0.00	0.0	\$0.00	1,746.0	\$30.51	0.0	\$0.00	0.0	\$0.00
Birch Species	0.0	\$0.00	0.0	\$0.00	20,459.0	\$14.91	0.0	\$0.00	0.0	\$0.00
Ash Species	0.0	\$0.00	0.0	\$0.00	5,235.0	\$6.52	0.0	\$0.00	0.0	\$0.00
Elm Species	0.0	\$0.00	0.0	\$0.00	0.0	\$0.00	0.0	\$0.00	0.0	\$0.00
Oak Species	0.0	\$0.00	0.0	\$0.00	0.0	\$0.00	0.0	\$0.00	0.0	\$0.00
Basswood	0.0	\$0.00	0.0	\$0.00	3,649.0	\$15.80	0.0	\$0.00	0.0	\$0.00
Mixed/Other Hdwds	0.0	\$0.00	0.0	\$0.00	388.0	\$13.98	0.0	\$0.00	0.0	\$0.00
Balsam fir	0.0	\$0.00	0.0	\$0.00	18,644.0	\$13.20	0.0	\$0.00	0.0	\$0.00
White Spruce	0.0	\$0.00	0.0	\$0.00	7,165.0	\$28.60	0.0	\$0.00	0.0	\$0.00
Black Spruce	0.0	\$0.00	0.0	\$0.00	14,389.0	\$24.66	0.0	\$0.00	0.0	\$0.00
Tamarack	0.0	\$0.00	0.0	\$0.00	4,161.0	\$4.93	0.0	\$0.00	0.0	\$0.00
White Cedar	0.0	\$0.00	0.0	\$0.00	0.0	\$0.00	0.0	\$0.00	0.0	\$0.00
Jack Pine	0.0	\$0.00	3,428.0	\$22.70	0.0	\$0.00	0.0	\$0.00	0.0	\$0.00
Red Pine	0.0	\$0.00	11,503.0	\$47.90	0.0	\$0.00	0.0	\$0.00	0.0	\$0.00
White Pine	0.0	\$0.00	906.0	\$39.31	0.0	\$0.00	0.0	\$0.00	0.0	\$0.00
Maple Species	0.0	\$0.00	0.0	\$0.00	15,325.0	\$9.96	0.0	\$0.00	0.0	\$0.00
Mixed Species	0.0	\$0.00	0.0	\$0.00	0.0	\$0.00	0.0	\$0.00	0.0	\$0.00
St. Louis Co. All Species	0.0	\$0.00	15,837.0	\$41.95	187,331.0	\$27.98	0.0	\$0.00	0.0	\$0.00

2015 MINNESOTA FEDERAL AGENCIES

USDI Bureau of Indian Affairs

Agency: USDI BIA		Reporting Period: 01/15 to 12/15				Reporting Basis: Scale Receipts				
Species Name	Sawtimber		Pulp and Bolts		Pulpwood		Fuelwood		Biomass	
	MBF	Avg Price	Cords	Avg Price	Cords	Avg Price	Cords	Avg Price	Tons	Avg Price
Aspen	0.0	\$0.00	0.0	\$0.00	31,953.8	\$16.21	0.0	\$0.00	0.0	\$0.00
Balm of Gilead	0.0	\$0.00	0.0	\$0.00	150.5	\$11.04	0.0	\$0.00	0.0	\$0.00
Birch Species	0.0	\$0.00	0.0	\$0.00	1,175.9	\$5.99	0.0	\$0.00	0.0	\$0.00
Ash Species	0.0	\$0.00	0.0	\$0.00	45.4	\$5.83	8.0	\$5.02	0.0	\$0.00
Elm Species	0.0	\$0.00	0.0	\$0.00	0.0	\$0.00	0.0	\$0.00	0.0	\$0.00
Oak Species	3.5	\$79.25	0.0	\$0.00	0.0	\$0.00	0.0	\$0.00	0.0	\$0.00
Basswood	0.0	\$0.00	0.0	\$0.00	0.0	\$0.00	0.0	\$0.00	0.0	\$0.00
Mixed/Other Hdwds	0.0	\$0.00	0.0	\$0.00	660.8	\$4.89	222.2	\$4.74	0.0	\$0.00
Balsam fir	0.0	\$0.00	279.9	\$11.49	2,456.8	\$10.72	0.0	\$0.00	0.0	\$0.00
White Spruce	0.0	\$0.00	10.9	\$18.39	443.4	\$15.30	0.0	\$0.00	0.0	\$0.00
Black Spruce	0.0	\$0.00	0.0	\$0.00	2,341.4	\$13.55	0.0	\$0.00	0.0	\$0.00
Tamarack	0.0	\$0.00	0.0	\$0.00	151.7	\$4.05	0.0	\$0.00	0.0	\$0.00
White Cedar	0.0	\$0.00	0.0	\$0.00	70.0	\$7.39	0.0	\$0.00	0.0	\$0.00
Jack Pine	0.0	\$0.00	72.2	\$21.35	2,040.9	\$11.81	0.0	\$0.00	0.0	\$0.00
Red Pine	98.0	\$88.47	2,311.5	\$25.29	1,757.1	\$13.35	0.0	\$0.00	0.0	\$0.00
White Pine	24.5	\$94.89	0.0	\$0.00	11.0	\$16.51	0.0	\$0.00	0.0	\$0.00
Maple Species	0.0	\$0.00	0.0	\$0.00	21.1	\$10.01	0.0	\$0.00	0.0	\$0.00
Mixed Species	18.0	\$30.00	0.0	\$0.00	408.3	\$3.13	0.0	\$0.00	1,725.0	\$0.50
USDI BIA All Species	144.0	\$82.03	2,674.5	\$23.71	43,688.1	\$14.77	230.2	\$4.75	1,725.0	\$0.50

USFS Chippewa National Forest

Agency: Chippewa N.F.		Reporting Period: 10/14 to 9/15				Reporting Basis: Appraisal Reports				
<u>Species Name</u>	Sawtimber		Pulp and Bolts		Pulpwood		Fuelwood		Biomass	
	<u>MBF</u>	<u>Avg Price</u>	<u>Cords</u>	<u>Avg Price</u>	<u>Cords</u>	<u>Avg Price</u>	<u>Cords</u>	<u>Avg Price</u>	<u>Tons</u>	<u>Avg Price</u>
Aspen	0.0	\$0.00	0.0	\$0.00	38,465.0	\$41.99	0.0	\$0.00	0.0	\$0.00
Balm of Gilead	0.0	\$0.00	0.0	\$0.00	0.0	\$0.00	0.0	\$0.00	0.0	\$0.00
Birch Species	0.0	\$0.00	0.0	\$0.00	0.0	\$0.00	0.0	\$0.00	0.0	\$0.00
Ash Species	0.0	\$0.00	0.0	\$0.00	0.0	\$0.00	0.0	\$0.00	0.0	\$0.00
Elm Species	0.0	\$0.00	0.0	\$0.00	0.0	\$0.00	0.0	\$0.00	0.0	\$0.00
Oak Species	0.0	\$0.00	0.0	\$0.00	0.0	\$0.00	0.0	\$0.00	0.0	\$0.00
Basswood	0.0	\$0.00	0.0	\$0.00	0.0	\$0.00	0.0	\$0.00	0.0	\$0.00
Mixed/Other Hdwds	2,259.0	\$47.16	15,396.0	\$16.10	0.0	\$0.00	0.0	\$0.00	0.0	\$0.00
Balsam fir	0.0	\$0.00	5,413.0	\$31.56	0.0	\$0.00	0.0	\$0.00	0.0	\$0.00
White Spruce	264.0	\$74.38	1,633.0	\$29.58	0.0	\$0.00	0.0	\$0.00	0.0	\$0.00
Black Spruce	0.0	\$0.00	0.0	\$0.00	0.0	\$0.00	0.0	\$0.00	0.0	\$0.00
Tamarack	0.0	\$0.00	2,095.0	\$13.55	0.0	\$0.00	0.0	\$0.00	0.0	\$0.00
White Cedar	0.0	\$0.00	0.0	\$0.00	0.0	\$0.00	0.0	\$0.00	0.0	\$0.00
Jack Pine	0.0	\$0.00	0.0	\$0.00	0.0	\$0.00	0.0	\$0.00	0.0	\$0.00
Red Pine	8,588.0	\$193.17	5,905.0	\$45.55	0.0	\$0.00	0.0	\$0.00	0.0	\$0.00
White Pine	0.0	\$0.00	0.0	\$0.00	0.0	\$0.00	0.0	\$0.00	0.0	\$0.00
Maple Species	0.0	\$0.00	0.0	\$0.00	0.0	\$0.00	0.0	\$0.00	0.0	\$0.00
Mixed Species	0.0	\$0.00	0.0	\$0.00	0.0	\$0.00	1,246.0	\$4.04	4,338.0	\$0.50
Chippewa N.F. All Species	11,111.0	\$160.66	30,442.0	\$25.11	38,465.0	\$41.99	1,246.0	\$4.04	4,338.0	\$0.50

USFS Superior National Forest

Agency: Superior N.F.		Reporting Period: 10/14 to 9/15				Reporting Basis: Appraisal Reports				
Species Name	Sawtimber		Pulp and Bolts		Pulpwood		Fuelwood		Biomass	
	MBF	Avg Price	Cords	Avg Price	Cords	Avg Price	Cords	Avg Price	Tons	Avg Price
Aspen	0.0	\$0.00	0.0	\$0.00	35,982.0	\$27.01	0.0	\$0.00	0.0	\$0.00
Balm of Gilead	0.0	\$0.00	0.0	\$0.00	0.0	\$0.00	0.0	\$0.00	0.0	\$0.00
Birch Species	0.0	\$0.00	562.0	\$14.14	10,376.0	\$9.04	0.0	\$0.00	0.0	\$0.00
Ash Species	0.0	\$0.00	0.0	\$0.00	0.0	\$0.00	0.0	\$0.00	0.0	\$0.00
Elm Species	0.0	\$0.00	0.0	\$0.00	0.0	\$0.00	0.0	\$0.00	0.0	\$0.00
Oak Species	0.0	\$0.00	0.0	\$0.00	0.0	\$0.00	0.0	\$0.00	0.0	\$0.00
Basswood	0.0	\$0.00	0.0	\$0.00	0.0	\$0.00	0.0	\$0.00	0.0	\$0.00
Mixed/Other Hdwds	0.0	\$0.00	0.0	\$0.00	546.0	\$8.22	0.0	\$0.00	0.0	\$0.00
Balsam fir	0.0	\$0.00	0.0	\$0.00	4,342.0	\$8.70	0.0	\$0.00	0.0	\$0.00
White Spruce	0.0	\$0.00	936.0	\$30.64	0.0	\$0.00	0.0	\$0.00	0.0	\$0.00
Black Spruce	0.0	\$0.00	0.0	\$0.00	9,626.0	\$21.96	0.0	\$0.00	0.0	\$0.00
Tamarack	0.0	\$0.00	0.0	\$0.00	80.0	\$9.59	0.0	\$0.00	0.0	\$0.00
White Cedar	0.0	\$0.00	0.0	\$0.00	0.0	\$0.00	0.0	\$0.00	0.0	\$0.00
Jack Pine	0.0	\$0.00	4,420.0	\$26.58	0.0	\$0.00	0.0	\$0.00	0.0	\$0.00
Red Pine	2,622.0	\$109.37	0.0	\$0.00	8,640.0	\$18.33	0.0	\$0.00	0.0	\$0.00
White Pine	536.0	\$68.49	0.0	\$0.00	0.0	\$0.00	0.0	\$0.00	0.0	\$0.00
Maple Species	0.0	\$0.00	0.0	\$0.00	3,420.0	\$9.80	0.0	\$0.00	0.0	\$0.00
Mixed Species	0.0	\$0.00	0.0	\$0.00	2,362.0	\$0.79	308.0	\$9.78	1,286.2	\$0.79
Superior N.F. All Species	3,158.0	\$102.43	5,918.0	\$26.04	75,374.0	\$20.08	308.0	\$9.78	1,286.2	\$0.79

MINNESOTA DEPARTMENT OF NATURAL RESOURCES FORESTRY

MNDNR Forestry

Agency: MNDNR Forestry		Reporting Period: 01/15 to 12/15					Reporting Basis: Appraisal Reports			
Species Name	Sawtimber		Pulp and Bolts		Pulpwood		Fuelwood		Biomass	
	MBF	Avg Price	Cords	Avg Price	Cords	Avg Price	Cords	Avg Price	Tons	Avg Price
Aspen	0.0	\$0.00	5,635.0	\$49.65	392,690.3	\$35.92	10.0	\$2.50	235.0	\$1.00
Balm of Gilead	0.0	\$0.00	0.0	\$0.00	30.0	\$17.87	0.0	\$0.00	22.5	\$1.00
Birch Species	0.0	\$0.00	54,363.5	\$18.58	22,030.4	\$11.74	6.0	\$3.50	0.0	\$0.00
Ash Species	20.2	\$36.58	2,946.0	\$9.40	5,543.9	\$6.05	100.0	\$2.50	0.0	\$0.00
Elm Species	11.6	\$42.50	0.0	\$0.00	49.0	\$2.76	0.0	\$0.00	0.0	\$0.00
Oak Species (a)	1,067.5	\$303.95	21,591.2	\$24.83	3,779.6	\$14.45	67.4	\$6.50	0.0	\$0.00
Basswood	60.0	\$67.30	25,957.9	\$13.86	2,464.7	\$9.57	0.0	\$0.00	0.0	\$0.00
Mixed/Other Hdwds	51.6	\$67.15	0.0	\$0.00	2,439.9	\$8.51	140.9	\$2.75	0.0	\$0.00
Balsam fir	0.0	\$0.00	4,869.0	\$19.34	26,776.7	\$15.93	0.0	\$0.00	0.0	\$0.00
White Spruce	0.0	\$0.00	24,515.8	\$24.99	17,763.0	\$15.75	35.0	\$2.00	568.0	\$1.63
Black Spruce	0.0	\$0.00	16,791.0	\$30.49	48,662.0	\$21.76	62.5	\$2.54	0.0	\$0.00
Tamarack	0.0	\$0.00	0.0	\$0.00	38,441.5	\$8.32	1,545.2	\$3.30	0.0	\$0.00
White Cedar	0.0	\$0.00	0.0	\$0.00	540.5	\$6.69	0.0	\$0.00	0.0	\$0.00
Jack Pine	0.0	\$0.00	19,794.9	\$27.93	42.0	\$10.21	327.0	\$2.08	520.0	\$3.03
Red Pine (b)	745.0	\$211.08	89,051.3	\$42.98	19,952.5	\$18.94	8,675.9	\$3.00	0.0	\$0.00
White Pine	21.0	\$102.33	1,294.0	\$30.87	17.2	\$10.70	0.0	\$0.00	0.0	\$0.00
Maple Species	60.6	\$139.03	10,262.7	\$21.04	5,705.2	\$11.05	15.0	\$2.53	0.0	\$0.00
Mixed Species	0.0	\$0.00	0.0	\$0.00	0.0	\$0.00	0.0	\$0.00	68,831.5	\$1.06
MNDNR Forestry All Species	2,037.5	\$245.90	277,072.3	\$29.12	586,928.4	\$29.01	10,984.9	\$3.02	70,177.0	\$1.08

a) Oak sawtimber primarily grade veneer/sawtimber mix sold in Southeast Minnesota.

b) Red pine fuelwood volume 100 percent fire salvage.