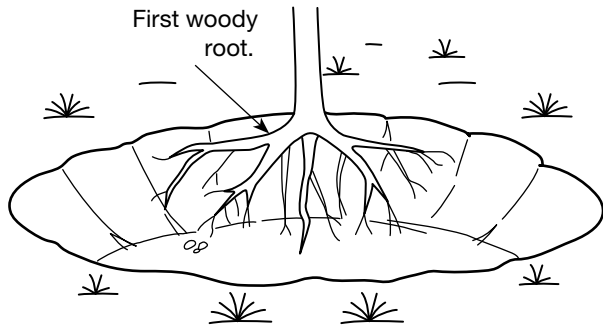


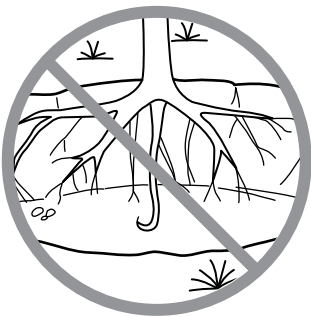


# How to Plant a Bareroot Tree

- 1 Keep roots moist at all times. Dry roots die.
- 2 Dig a hole twice as wide as and slightly deeper than root length.
- 3 Place roots in hole so top of first woody root is within 1" of soil surface.



- 4 Distribute roots evenly, making sure roots are straight and not doubled over or "J" rooted.

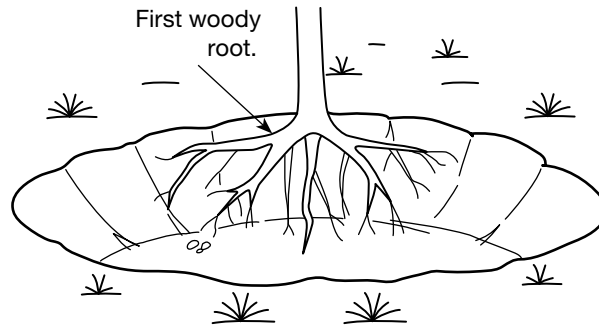


Don't create a "J" root.




# How to Plant a Bareroot Tree

- 1 Keep roots moist at all times. Dry roots die.
- 2 Dig a hole twice as wide as and slightly deeper than root length.
- 3 Place roots in hole so top of first woody root is within 1" of soil surface.



- 4 Distribute roots evenly, making sure roots are straight and not doubled over or "J" rooted.

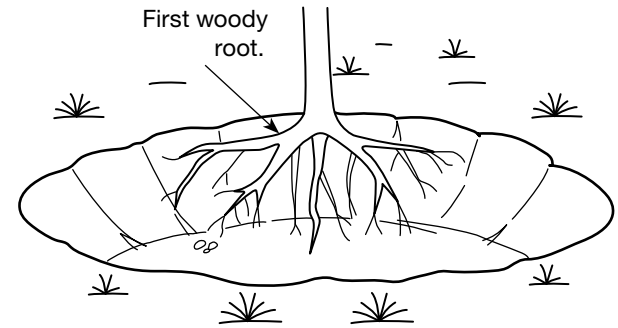


Don't create a "J" root.




# How to Plant a Bareroot Tree

- 1 Keep roots moist at all times. Dry roots die.
- 2 Dig a hole twice as wide as and slightly deeper than root length.
- 3 Place roots in hole so top of first woody root is within 1" of soil surface.



- 4 Distribute roots evenly, making sure roots are straight and not doubled over or "J" rooted.



Don't create a "J" root.

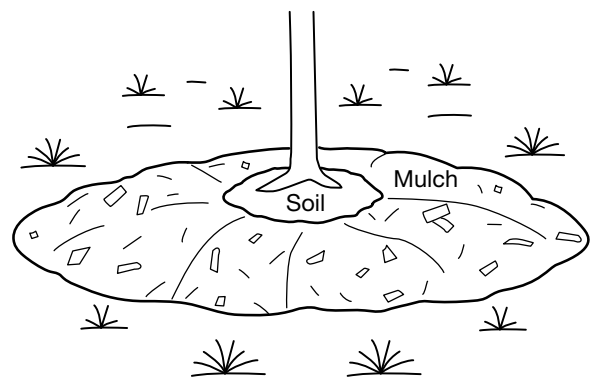
**5** Keeping tree straight, backfill hole up to top of first woody root.




**6** Heel in soil with foot over entire backfill area to remove air pockets in the soil.

**7** Water entire backfill area.

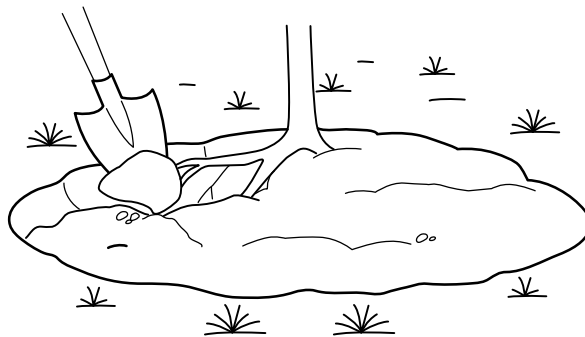
**8** Layer 2"-4" of mulch over backfilled area, keeping mulch away from trunk.



Don't create a mulch volcano.



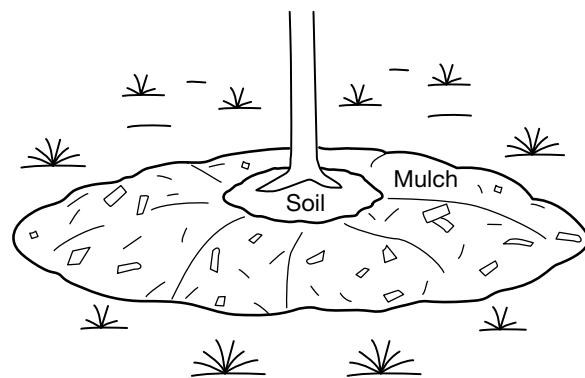
**5** Keeping tree straight, backfill hole up to top of first woody root.




**6** Heel in soil with foot over entire backfill area to remove air pockets in the soil.

**7** Water entire backfill area.

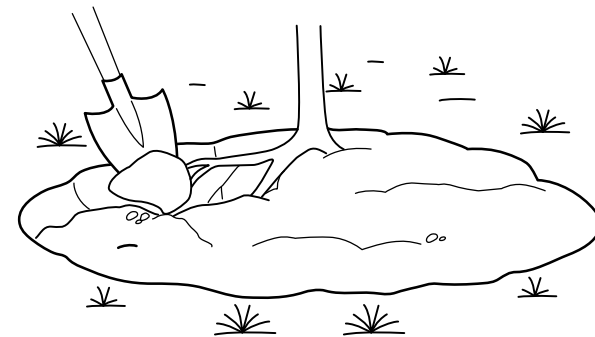
**8** Layer 2"-4" of mulch over backfilled area, keeping mulch away from trunk.



Don't create a mulch volcano.



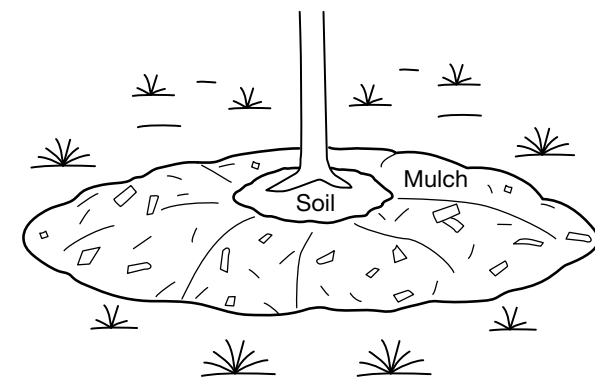
**5** Keeping tree straight, backfill hole up to top of first woody root.



**6** Heel in soil with foot over entire backfill area to remove air pockets in the soil.

**7** Water entire backfill area.

**8** Layer 2"-4" of mulch over backfilled area, keeping mulch away from trunk.



Don't create a mulch volcano.

