

Department of Natural Resources – Expenditures FY 2010-11

The Department of Natural Resources had operating budget expenditures of \$875,854,000 during the two-year period ending June 30, 2011 (fiscal years 2010 and 2011). The expenditures are summarized by Division and the seven major Fund sources in the following table.

Department of Natural Resources Expenditures FY 2010-11 Biennium Dollars in Thousands								
Division	General Fund	Game & Fish Fund	Natural Res. Fund	Special Rev. Funds (1)	Federal Fund (2)	Environ. Trust Fund	Legacy Funds (3)	TOTAL
Lands and Minerals (4)	50,935	3,059	8,903	2,787	318	487	-	66,489
Ecological and Water Res.	34,113	6,902	8,031	13,540	9,301	10,951	14,967	97,805
Forestry	72,479	2,882	25,647	17,152	16,989	1,978	34,476	171,603
Parks and Trails	41,615	4,326	88,522	16,448	6,608	4,123	31,293	192,935
Fish and Wildlife	17,518	133,401	5,661	10,702	3,817	2,532	22,015	195,646
Enforcement	4,908	40,230	16,966	403	2,256	-	-	64,763
Operations Support	3,144	1,763	1,124	4,286	4,804	13,393	58,099	86,613
Fund Total	224,712	192,563	154,854	65,318	44,093	33,464	160,850	875,854
	25.7%	22.0%	17.7%	7.5%	5.0%	3.8%	18.4%	100.0%

(1) Includes funds with dedicated receipts, Gift, Reinvest in Minnesota (RIM), Remediation, School and University Trust Funds.
(2) Does not include Dignall-Johnson/Pitman-Robertson federal funds which are deposited in the Game and Fish Fund.
(3) Includes Outdoor Heritage Fund, Clean Water Fund, and Parks and Trails Fund.
(4) Includes Payments-in-Lieu of Taxes (PILT) of \$43,601 transferred to the Department of Revenue for payment to the counties.

For a description of each fund, see “Where Funding Comes From” under [Biennial Operating Budget](#).

Agencies may not spend any money unless there is an appropriation authorized by the Legislature.

There are three types of appropriations:

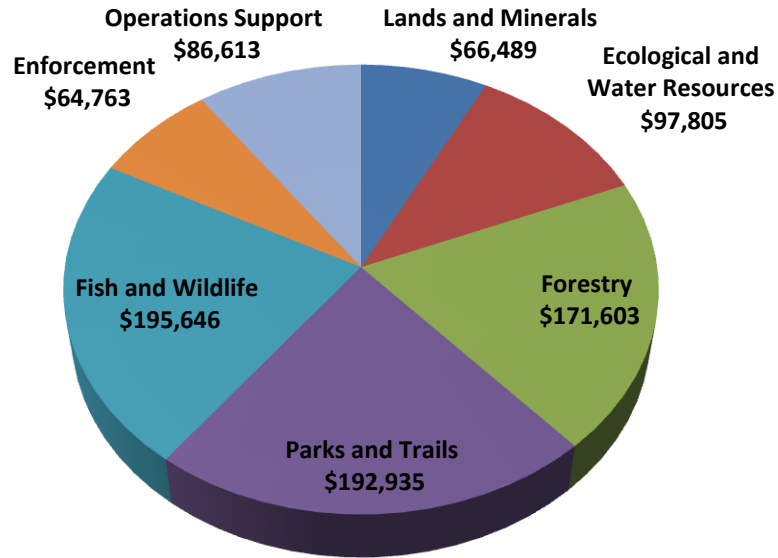
1. Direct appropriations are made by the Legislature and are for specific periods of time, usually the biennium.
2. Statutory appropriations contain authorization in law to expend dedicated receipts. The unused balances in these accounts carry forward from one fiscal year to the next.
3. Open appropriations contain authorization in law to expend the amount necessary to satisfy the law. Examples of open appropriations in the DNR are payments-in-lieu of taxes (PILT), emergency fire fighting, and Indian treaty payments calculated based on the amount of hunting and fishing license revenue. Open appropriations are for one year and do not carry forward.

The amount of actual expenditures can vary from the budgeted expenditures due to higher or lower than anticipated balance forward amounts, revenue collections, open appropriation needs, or cancellations. The DNR operating budget for FY2010-11 was \$900.2 million of which \$875.9 million was expended. The majority of the difference, \$21.9 million, is in the Legacy Funds where many of the appropriations are for more than the two years of the biennium and the balance carried forward.

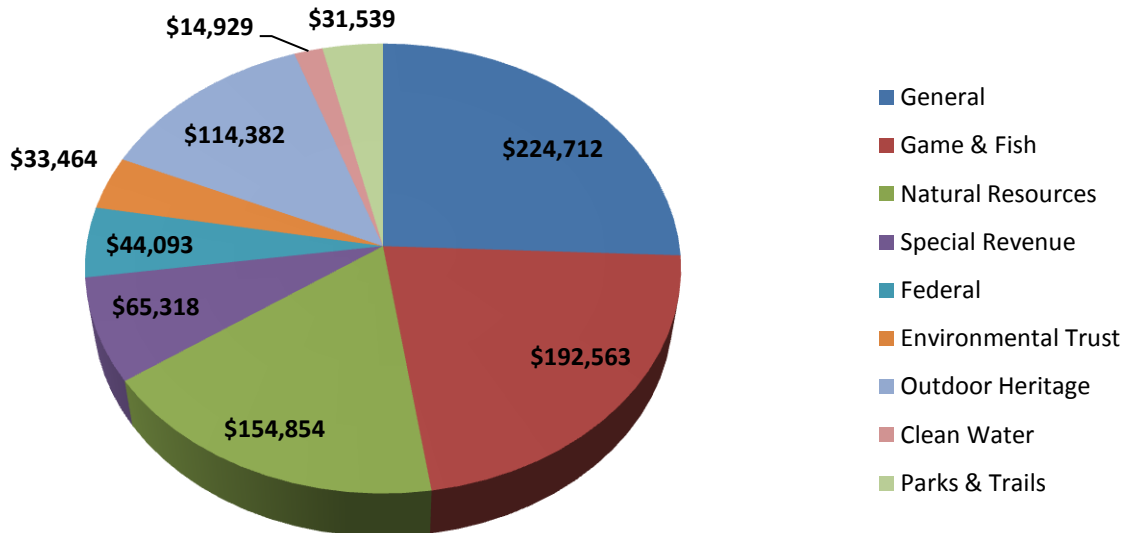
The expenditures for FY 2010-11 are summarized in the following charts:

Department of Natural Resources – Expenditures FY 2010-11

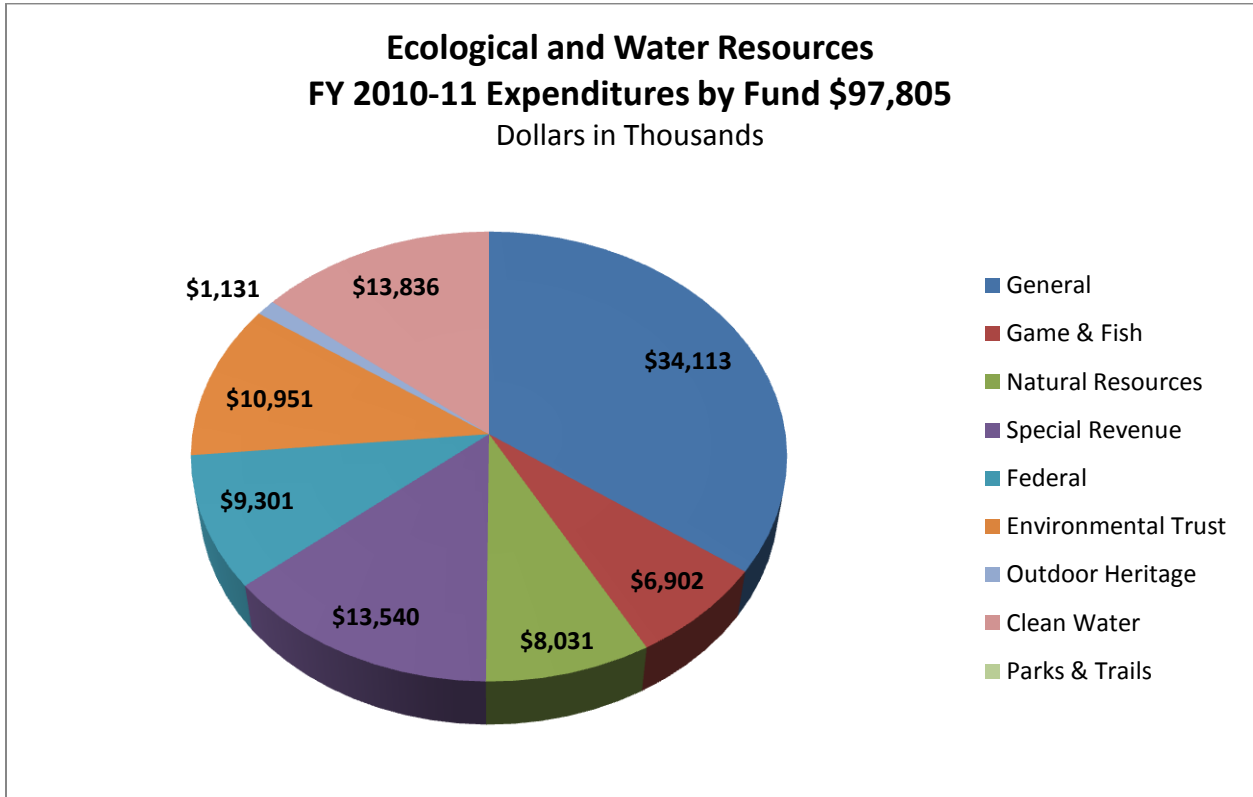
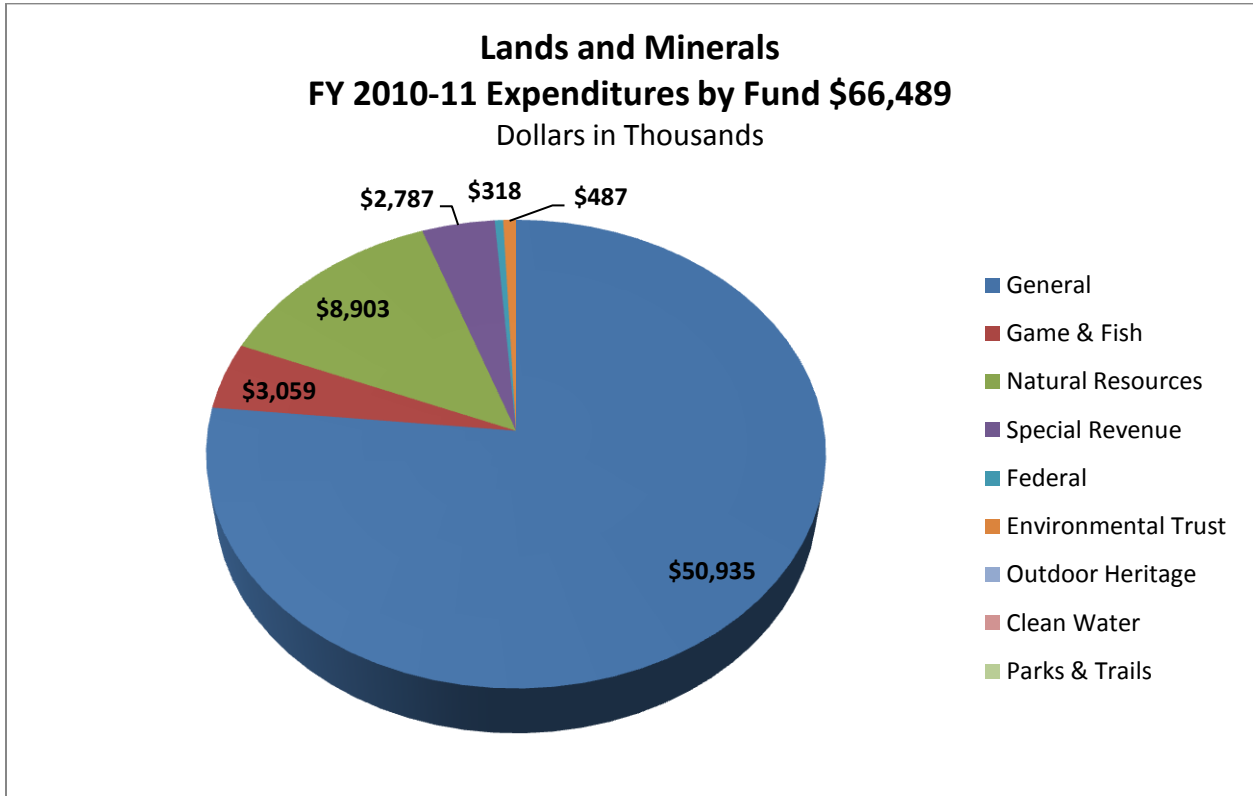
**Department of Natural Resources
FY 2010-11 Expenditures by Division \$875,854**
Dollars in Thousands



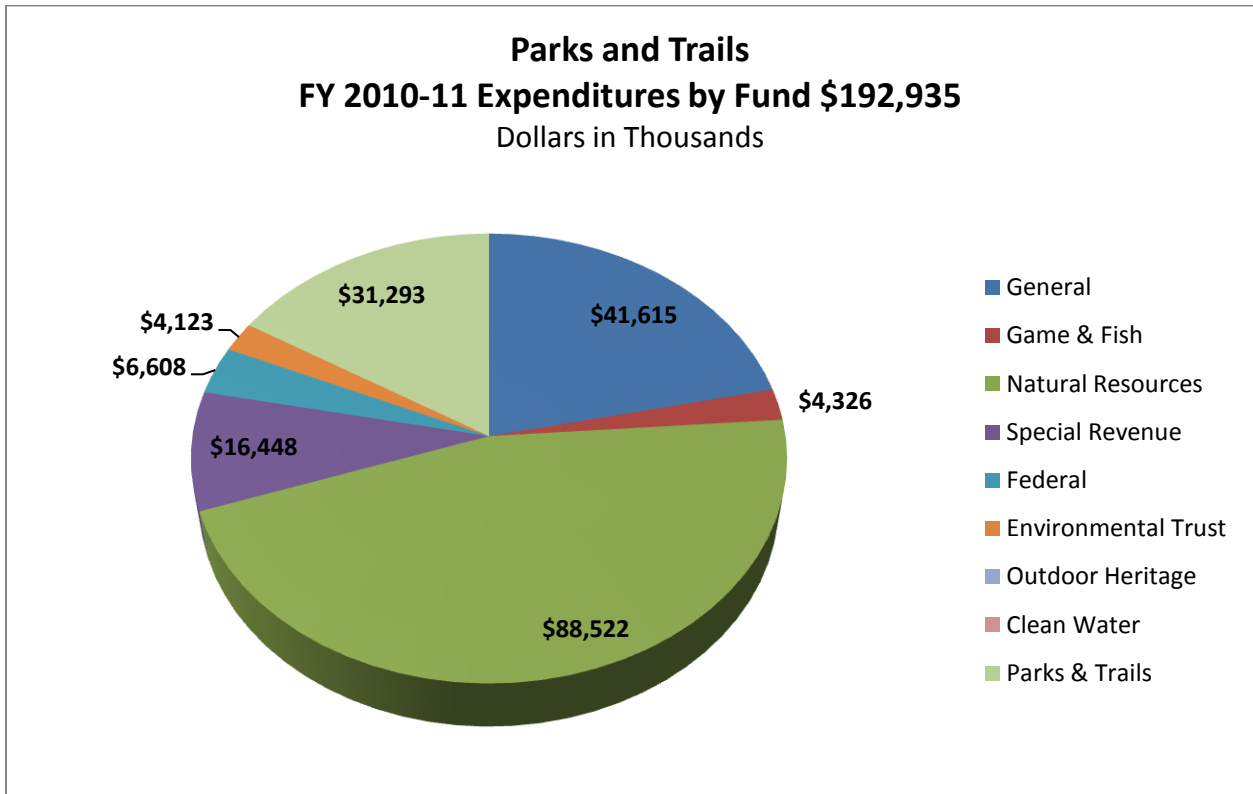
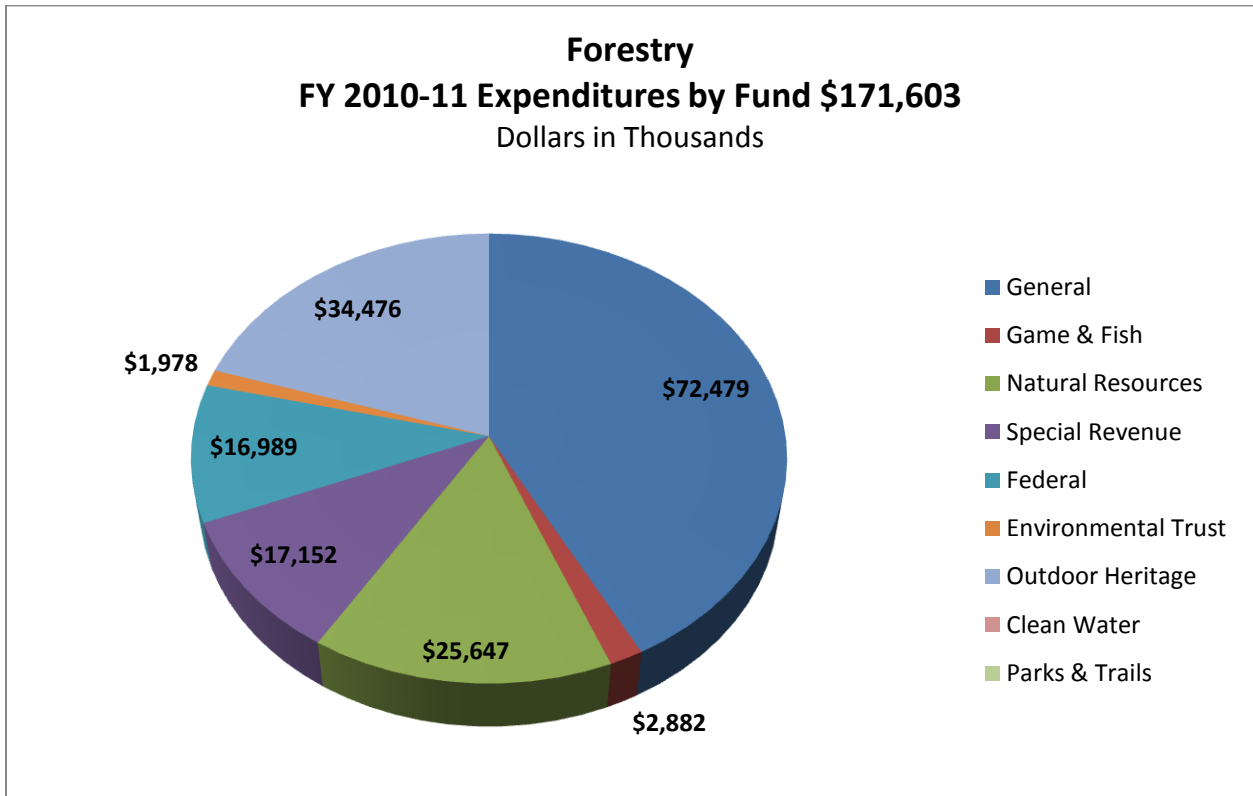
**Department of Natural Resources
FY 2010-11 Expenditures by Fund \$875,854**
Dollars in Thousands



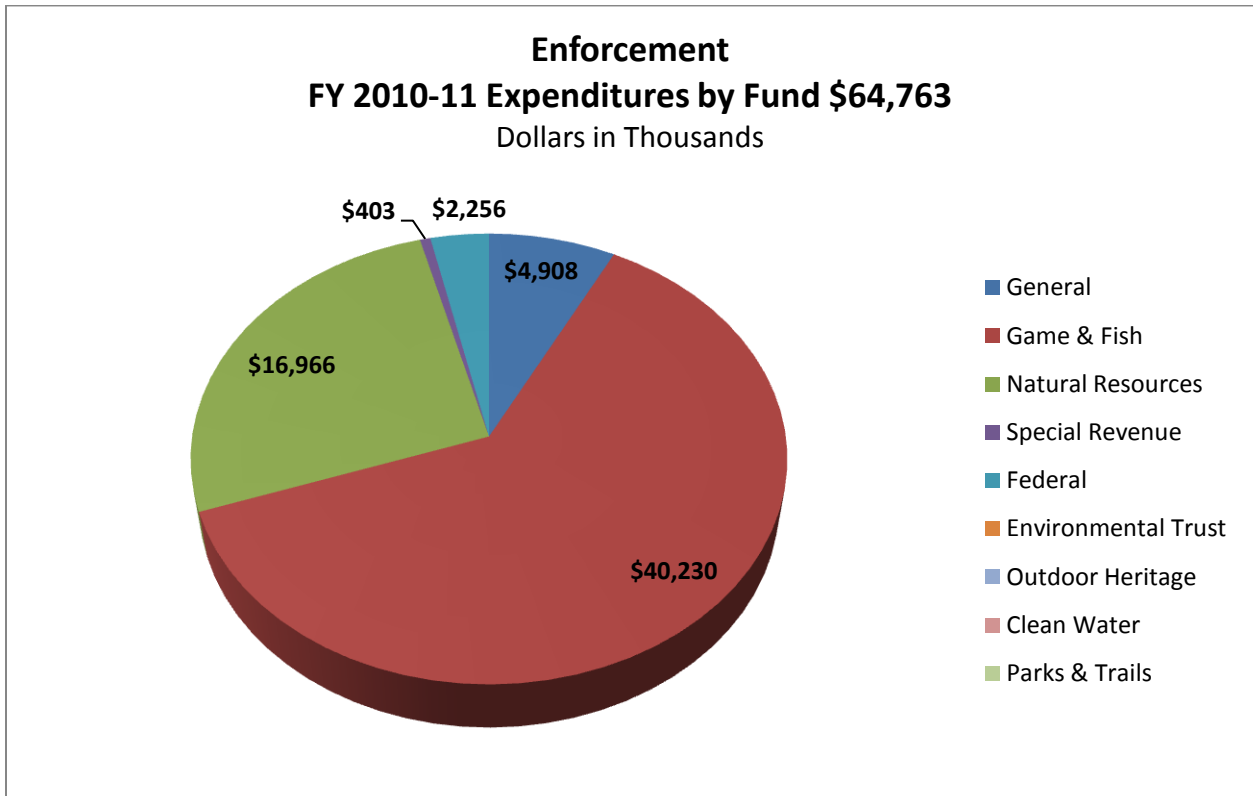
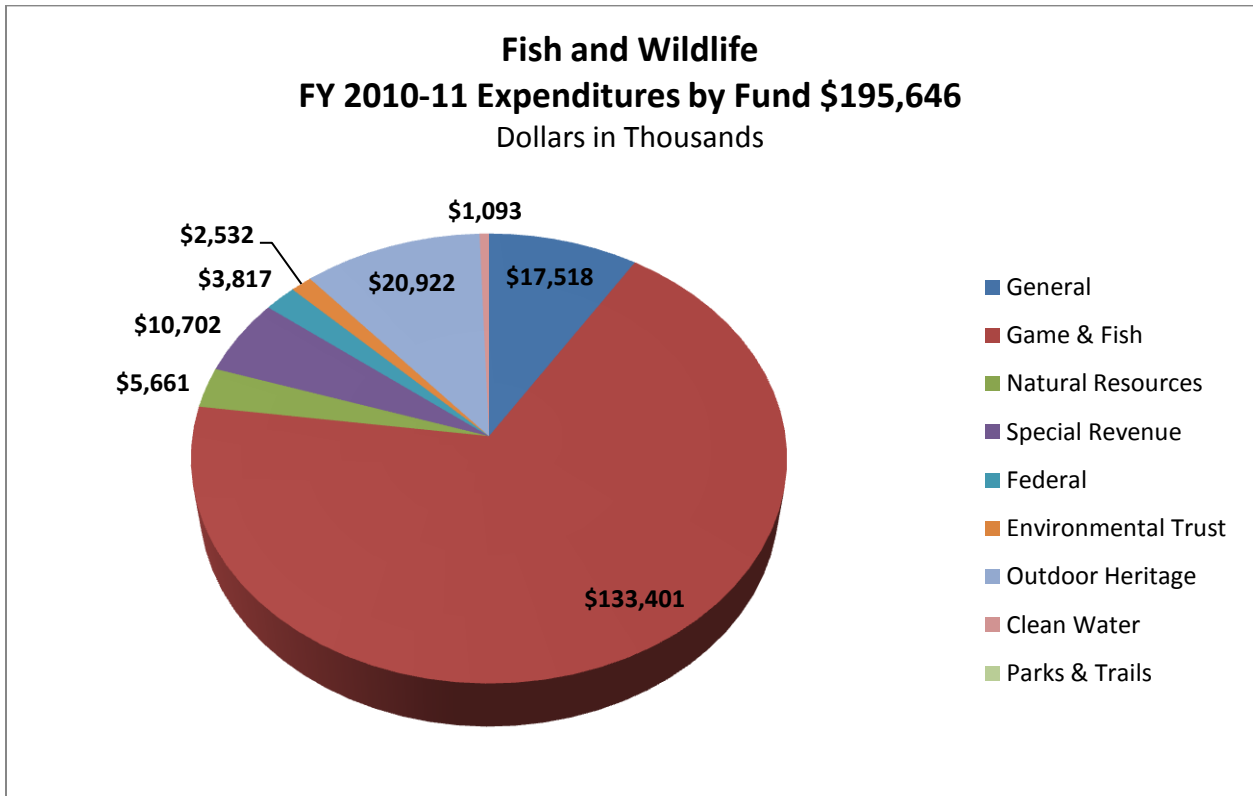
Department of Natural Resources – Expenditures FY 2010-11



Department of Natural Resources – Expenditures FY 2010-11



Department of Natural Resources – Expenditures FY 2010-11



Department of Natural Resources – Expenditures FY 2010-11

